



US00D761446S

(12) **United States Design Patent**
Rodrigues et al.

(10) **Patent No.:** **US D761,446 S**
(45) **Date of Patent:** **** Jul. 12, 2016**

- (54) **TRILAMINATE ROOFING SHINGLE**
- (71) Applicant: **BUILDING MATERIALS INVESTMENT CORPORATION**,
Dallas, TX (US)
- (72) Inventors: **Tommy F. Rodrigues**, Nutley, NJ (US);
Sudhir B. Railkar, Wayne, NJ (US);
Emily Videtto, Glen Rock, NJ (US);
Leslie D. Franklin, Maplewood, NJ (US)
- (73) Assignee: **BUILDING MATERIALS INVESTMENT CORPORATION**,
Dallas, TX (US)
- (**) Term: **15 Years**
- (21) Appl. No.: **29/543,995**
- (22) Filed: **Oct. 29, 2015**

| | | | |
|----------------|---------|------------------|-------------------------|
| D326,330 S | 5/1992 | Klein | |
| D347,900 S | 6/1994 | Stapleton | |
| D350,615 S | 9/1994 | Klein et al. | |
| D406,361 S | 3/1999 | Bondoc et al. | |
| D452,917 S | 1/2002 | Bondoc et al. | |
| 6,510,664 B2 * | 1/2003 | Kupczyk | E04D 1/26 52/528 |
| 6,679,020 B2 | 1/2004 | Becker | |
| 6,679,308 B2 | 1/2004 | Becker | |
| 6,715,252 B2 * | 4/2004 | Stahl | E04D 1/20 52/555 |
| 6,933,037 B2 | 8/2005 | McCumber et al. | |
| 7,833,371 B2 * | 11/2010 | Binkley | B29C 65/56 156/308.2 |
| D641,502 S | 7/2011 | Elliott | |
| D643,133 S | 8/2011 | Steffes et al. | |
| D648,038 S | 11/2011 | Gaudreau | |
| 8,209,938 B2 | 7/2012 | Gaudreau et al. | |
| D665,103 S | 8/2012 | Rodrigues et al. | |

(Continued)

Primary Examiner — Eric Goodman
Assistant Examiner — Amy Wierenega
(74) *Attorney, Agent, or Firm* — Baker & McKenzie LLP

Related U.S. Application Data

- (62) Division of application No. 29/481,307, filed on Feb. 4, 2014, now Pat. No. Des. 749,240.
- (51) **LOC (10) Cl.** **25-01**
- (52) **U.S. Cl.**
USPC **D25/139**
- (58) **Field of Classification Search**
USPC D25/55–58, 138–139, 140, 141, 143,
D25/144, 149, 199
CPC E04D 1/00; E04D 1/22; E04D 1/26;
E04D 3/364; E04D 3/365; E04F 13/0864;
B32B 3/00; B32B 37/1284; B32B 38/10;
B29C 65/56
See application file for complete search history.

(56) **References Cited**

U.S. PATENT DOCUMENTS

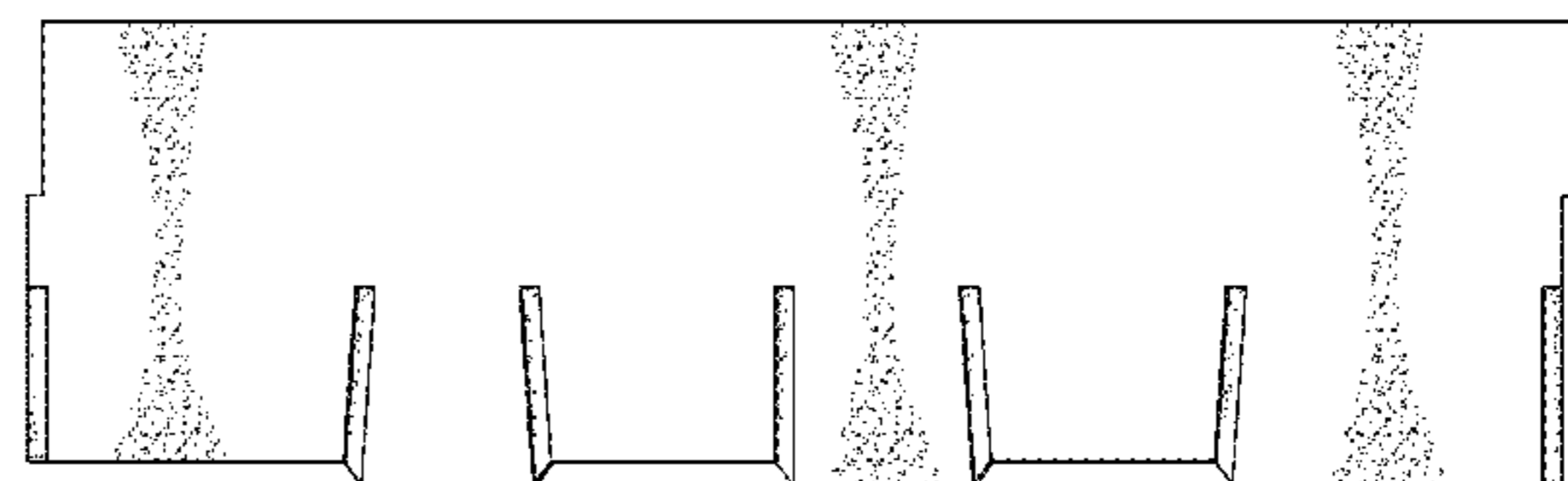
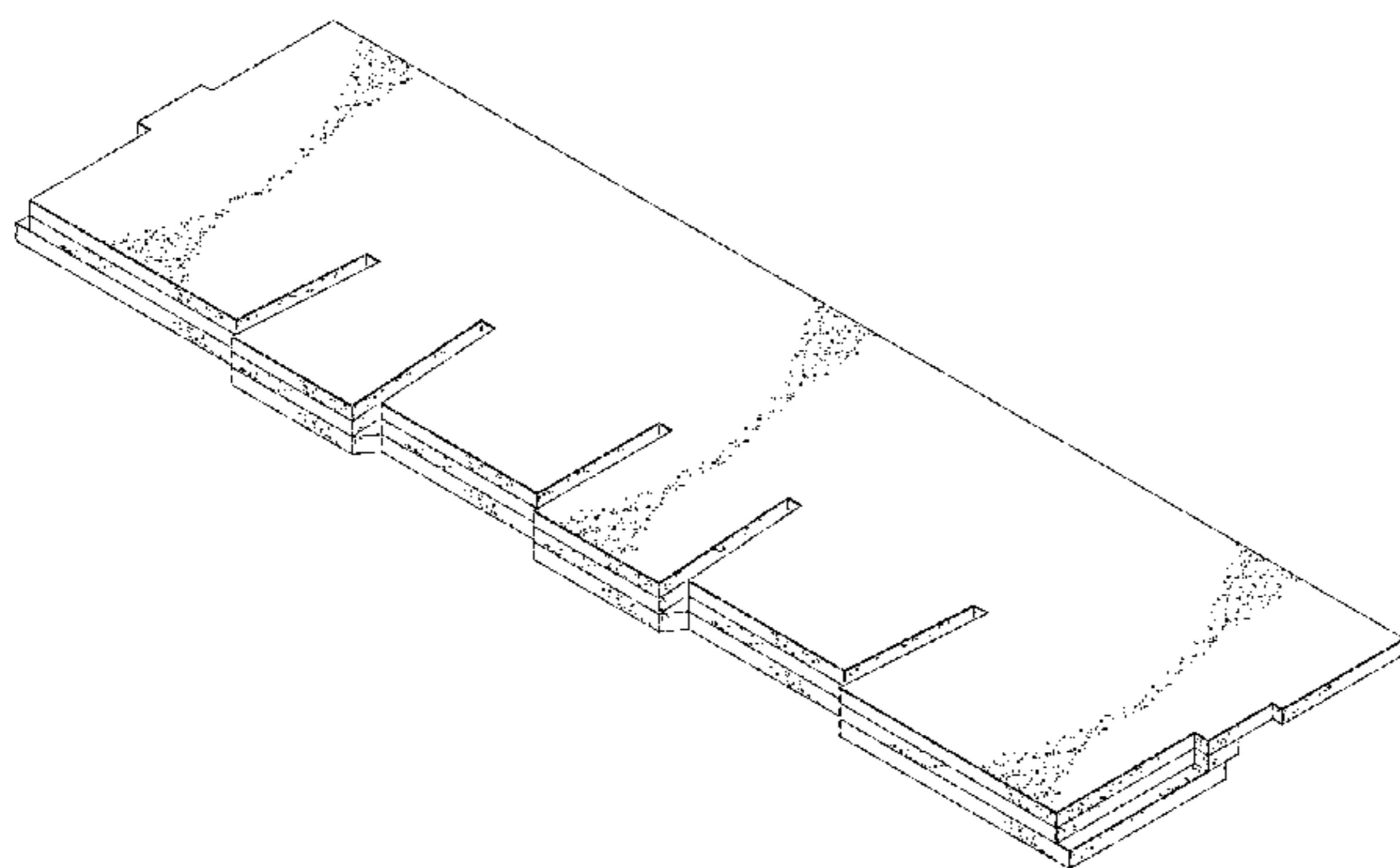
4,499,702 A 2/1985 Turner
D313,658 S 1/1991 Noone

(57) **CLAIM**
The ornamental design for a trilaminate roofing shingle, substantially as shown and described.

DESCRIPTION

FIG. 1 illustrates a perspective view of a trilaminate roofing shingle;
FIG. 2 illustrates a top view of the shingle shown in FIG. 1;
FIG. 3 illustrates a front view of the shingle shown in FIG. 1;
FIG. 4 illustrates a back view of the shingle shown in FIG. 1;
FIG. 5 illustrates a first side view of the shingle shown in FIG. 1;
FIG. 6 illustrates a second side view of the shingle shown in FIG. 1; and,
FIG. 7 illustrates a bottom view of the shingle shown in FIG. 1.

1 Claim, 3 Drawing Sheets



(56)

References Cited

U.S. PATENT DOCUMENTS

| | | | | | | |
|----------------|---------|------------------|-------------------|---------|----------------------|----------------------|
| D666,745 S | 9/2012 | Rodrigues et al. | D747,501 S * | 1/2016 | Leitch | D25/143 |
| D669,602 S | 10/2012 | Jenkins | 9,242,432 B1 * | 1/2016 | Harrington, Jr. | B32B 11/00 |
| D670,007 S | 10/2012 | Jenkins | D749,240 S * | 2/2016 | Rodrigues | D25/139 |
| 8,438,812 B2 | 5/2013 | King et al. | D750,810 S * | 3/2016 | Buzza | D25/139 |
| D695,925 S * | 12/2013 | Ray | 9,290,945 B2 * | 3/2016 | Beerer | E04D 1/28 |
| 8,726,591 B1 | 5/2014 | Steffes et al. | 2004/0079042 A1 | 4/2004 | Elliott | |
| 8,776,471 B2 | 7/2014 | Jenkins et al. | 2004/0083674 A1 | 5/2004 | Kalkanoglu et al. | |
| 8,789,332 B1 | 7/2014 | Halliley et al. | 2009/0229210 A1 | 9/2009 | Binkley et al. | |
| 8,793,955 B2 | 8/2014 | Ray et al. | 2010/0251650 A1 | 10/2010 | Davidson | |
| 8,795,813 B2 | 8/2014 | Olvey | 2015/0259920 A1 * | 9/2015 | Hassan | E04D 1/16 428/148 |
| 9,021,760 B2 | 5/2015 | Kiik et al. | 2015/0315789 A1 * | 11/2015 | Buzza | E04D 1/20 52/526 |
| 9,187,903 B1 * | 11/2015 | Buzza | 2015/0315790 A1 * | 11/2015 | Buzza | E04D 1/28 52/559 |

* cited by examiner

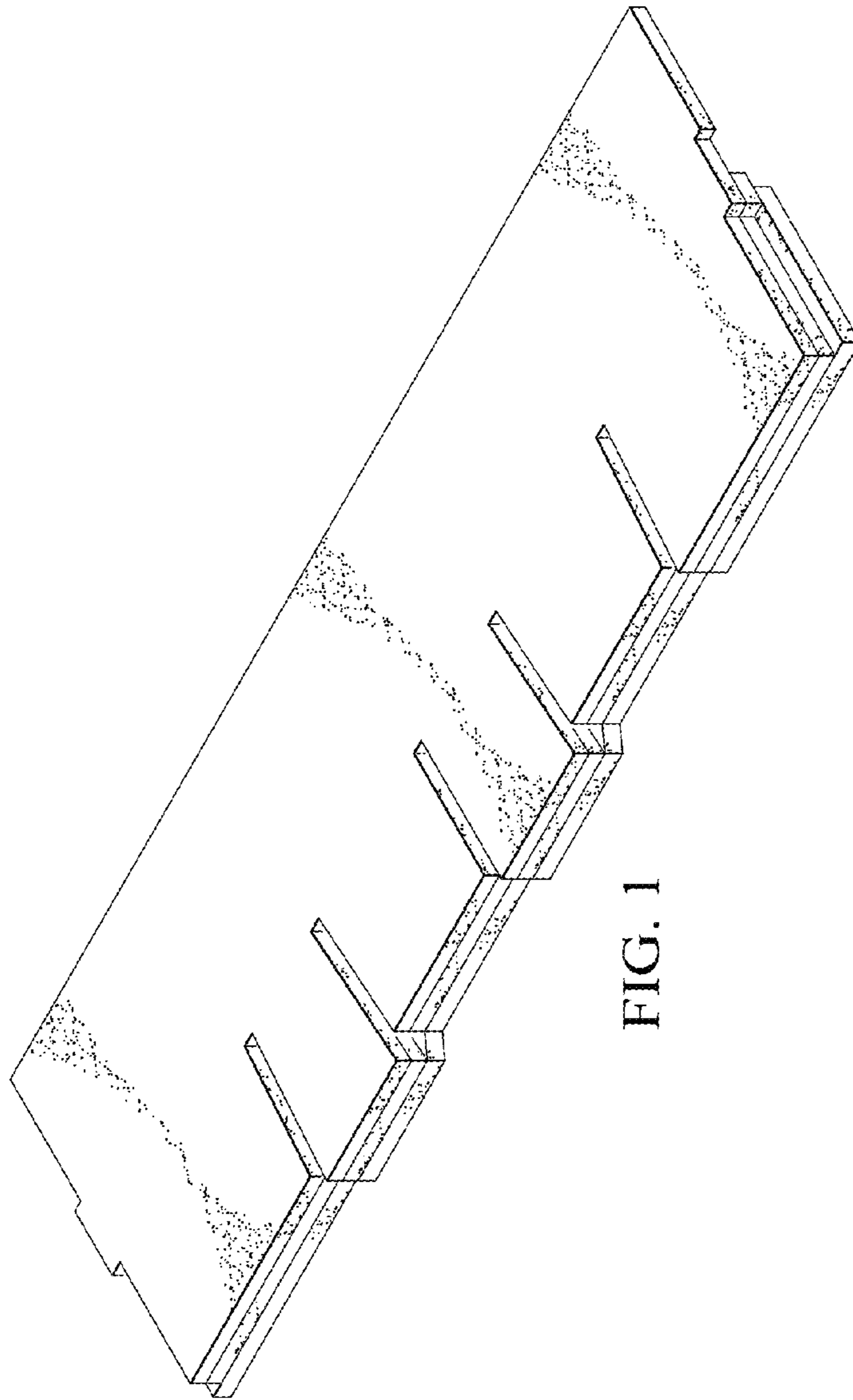


FIG. 1

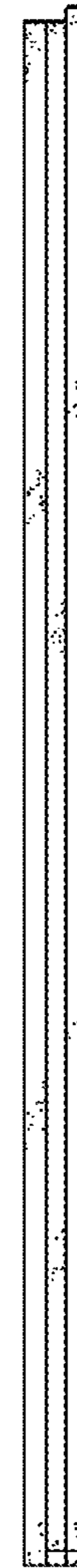


FIG. 2

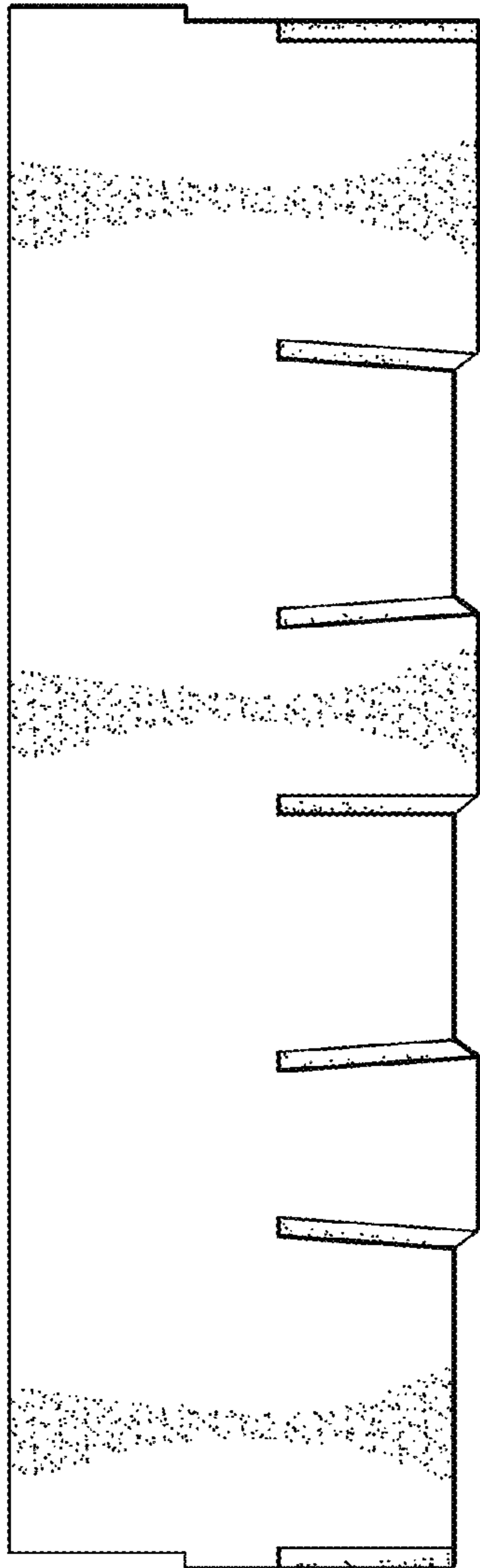


FIG. 3

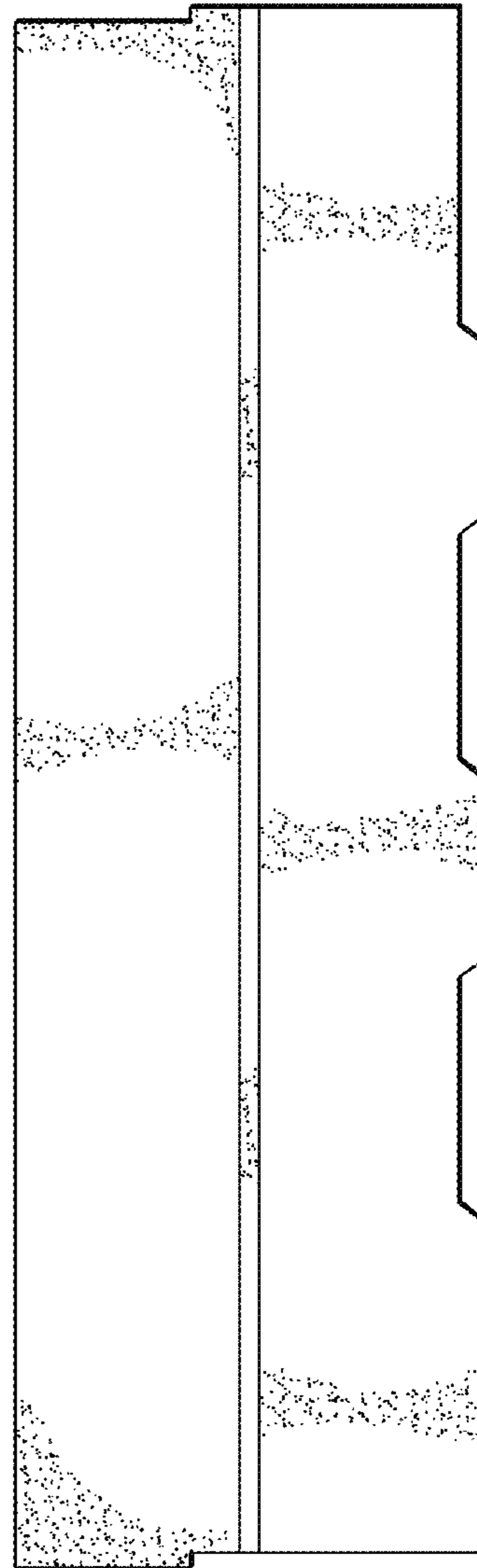


FIG. 4



FIG. 5



FIG. 6



FIG. 7