

US00D761443S

(12) **United States Design Patent**  
**Martinez**

(10) **Patent No.:** **US D761,443 S**  
(45) **Date of Patent:** **\*\* Jul. 12, 2016**

- (54) **GRASS BLOCK**
- (71) Applicant: **Raul Martinez**, Miami, FL (US)
- (72) Inventor: **Raul Martinez**, Miami, FL (US)
- (73) Assignee: **EASY GRASS, LLC**, Miami, FL (US)
- (\*\*) Term: **14 Years**
- (21) Appl. No.: **29/519,339**
- (22) Filed: **Mar. 4, 2015**
- (51) **LOC (10) Cl.** ..... **25-01**
- (52) **U.S. Cl.**  
USPC ..... **D25/113**
- (58) **Field of Classification Search**  
USPC ..... D21/484–485, 492–494, 499–503;  
D25/112, 113, 138, 140, 149, 151, 153,  
D25/154, 157–162; 52/311.2, 503, 504,  
52/575, 596–599, 603, 605, 608, 612;  
404/29–42; 405/15, 16, 33, 35,  
405/284–286  
CPC ..... B44C 3/123; E01C 5/00; E04F 15/02;  
D04C 1/00; E04B 1/02  
See application file for complete search history.

D553,759 S *	10/2007	Hamel	.....	D25/113
D577,130 S *	9/2008	Hamel	.....	D25/113
D645,573 S *	9/2011	Dallaire	.....	D25/113
D664,677 S *	7/2012	Riccobene	.....	D25/113
D675,345 S *	1/2013	Von Langsdorff	.....	D25/113
D690,437 S *	9/2013	Burnquist	.....	D25/113
D695,915 S *	12/2013	Dignard	.....	D25/113
D695,916 S *	12/2013	Dignard	.....	D25/113
D695,917 S *	12/2013	Dignard	.....	D25/113
D695,918 S *	12/2013	Dignard	.....	D25/113
D695,919 S *	12/2013	Dignard	.....	D25/113
D695,920 S *	12/2013	Dignard	.....	D25/113
D695,921 S *	12/2013	Dignard	.....	D25/113
D695,922 S *	12/2013	Dignard	.....	D25/113
D737,523 S *	8/2015	Strbik, III	.....	D29/101.3
D738,534 S *	9/2015	Thomassen	.....	D25/113

\* cited by examiner

*Primary Examiner* — Susan Bennett Hattan  
*Assistant Examiner* — Leanne Was  
(74) *Attorney, Agent, or Firm* — Robinson IP Law, PLLC

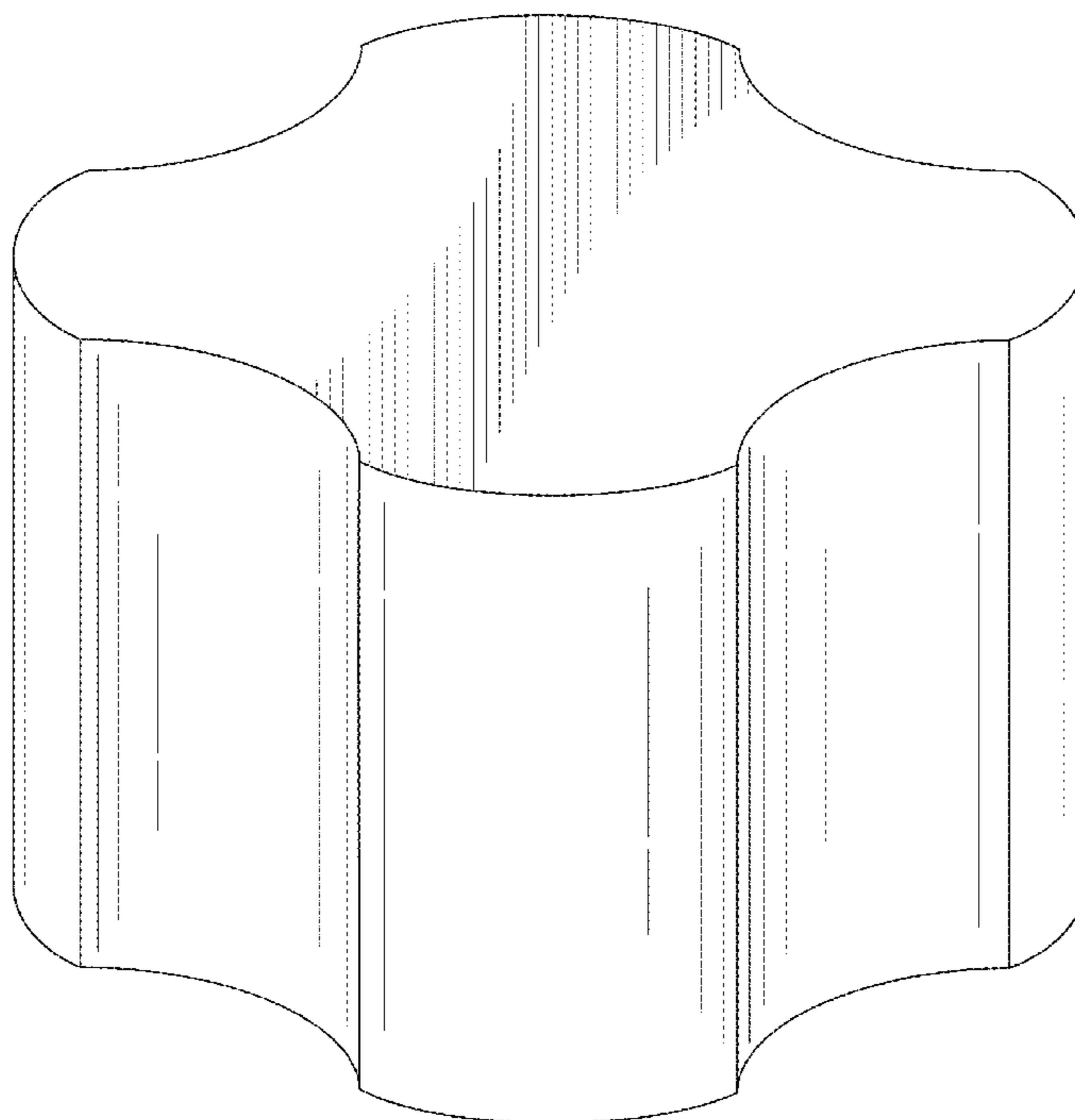
(57) **CLAIM**  
The ornamental design for a grass block, as shown.

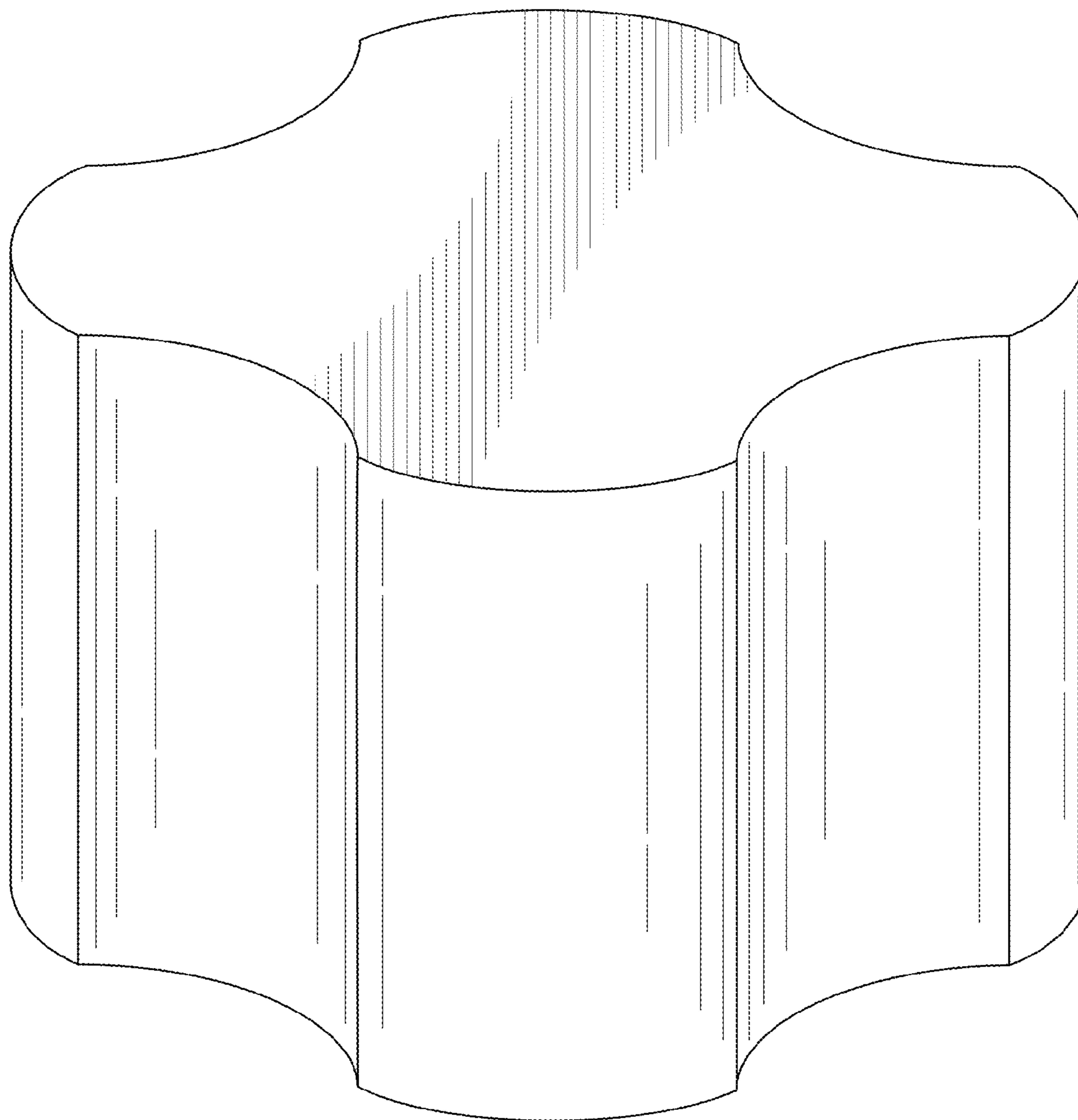
**DESCRIPTION**

FIG. 1 is a top perspective view of a grass block of my new design;  
FIG. 2 is a front side view of the grass block of my new design;  
FIG. 3 is a left side view of the grass block of my new design;  
FIG. 4 is a right side view of the grass block of my new design;  
FIG. 5 is a back side view of the grass block of my new design;  
FIG. 6 is a top view of the grass block of my new design; and,  
FIG. 7 is a bottom view of the grass block of my new design.


**1 Claim, 7 Drawing Sheets**

- (56) **References Cited**  
U.S. PATENT DOCUMENTS  
5,244,303 A \* 9/1993 Hair ..... E01C 5/00  
404/41  
5,419,087 A \* 5/1995 Haddy ..... B24D 15/023  
451/344  
D415,847 S \* 10/1999 Schaefer ..... D25/126  
D546,478 S \* 7/2007 Adam ..... D25/113

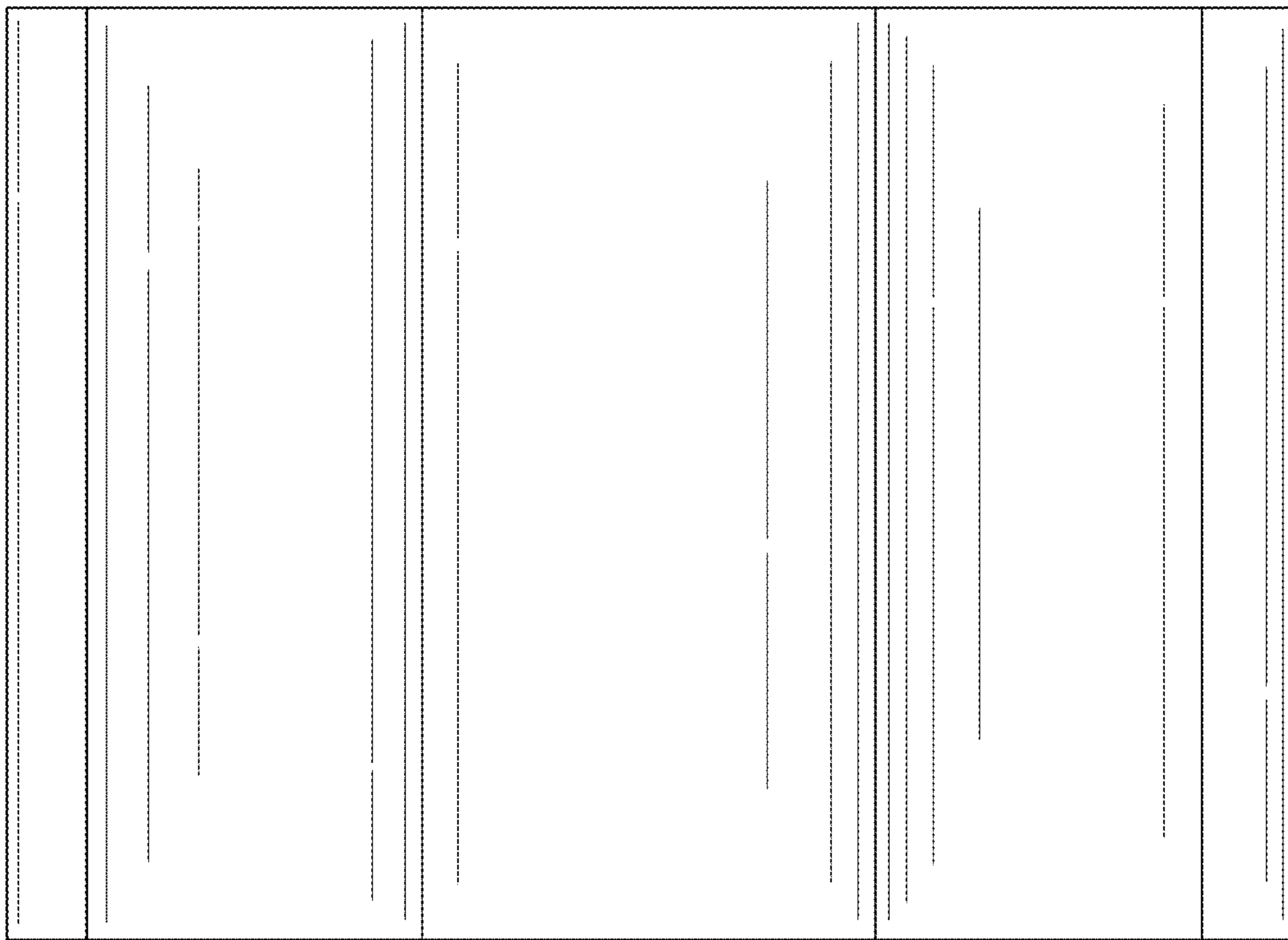




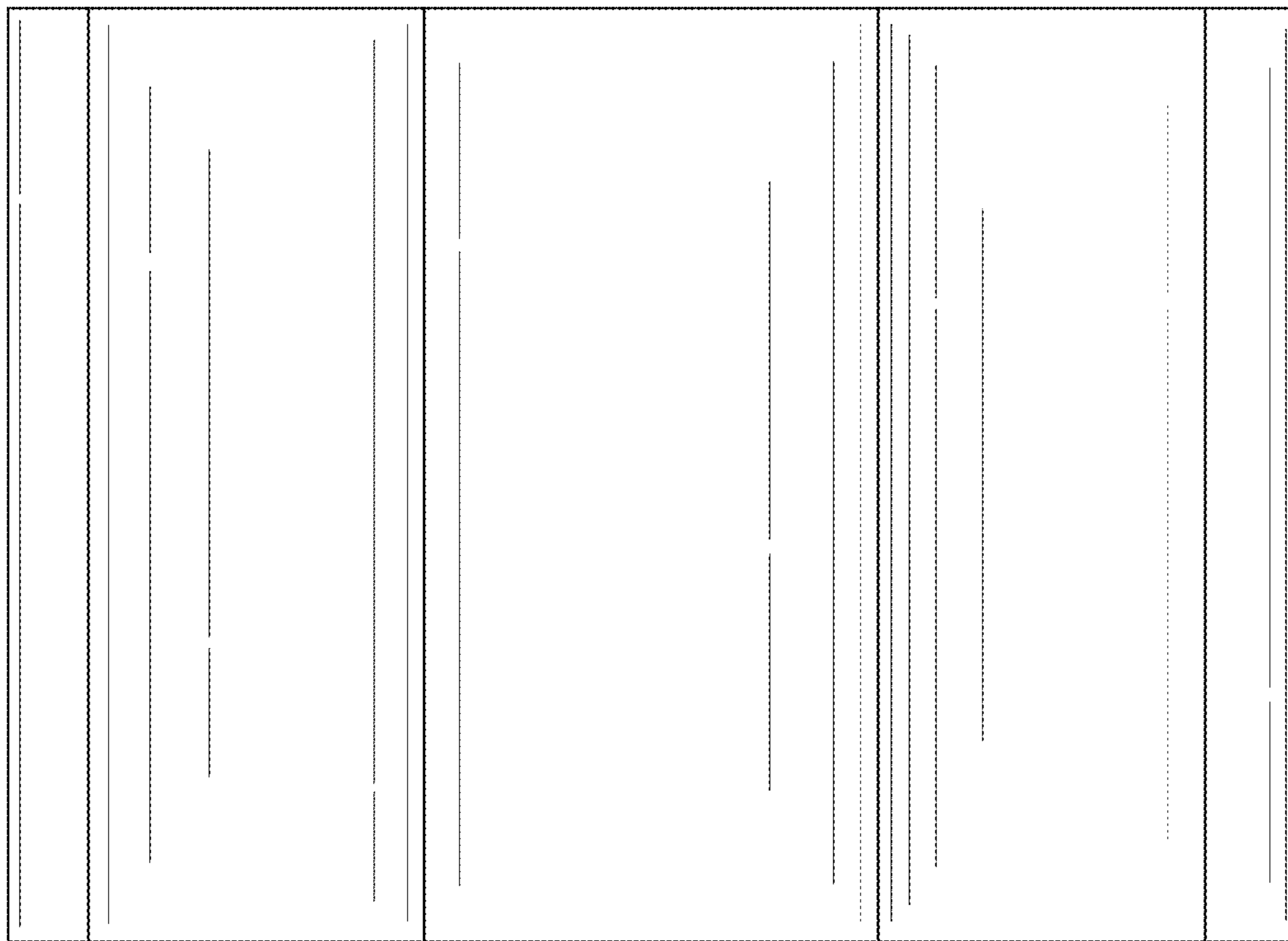
**FIG. 1**



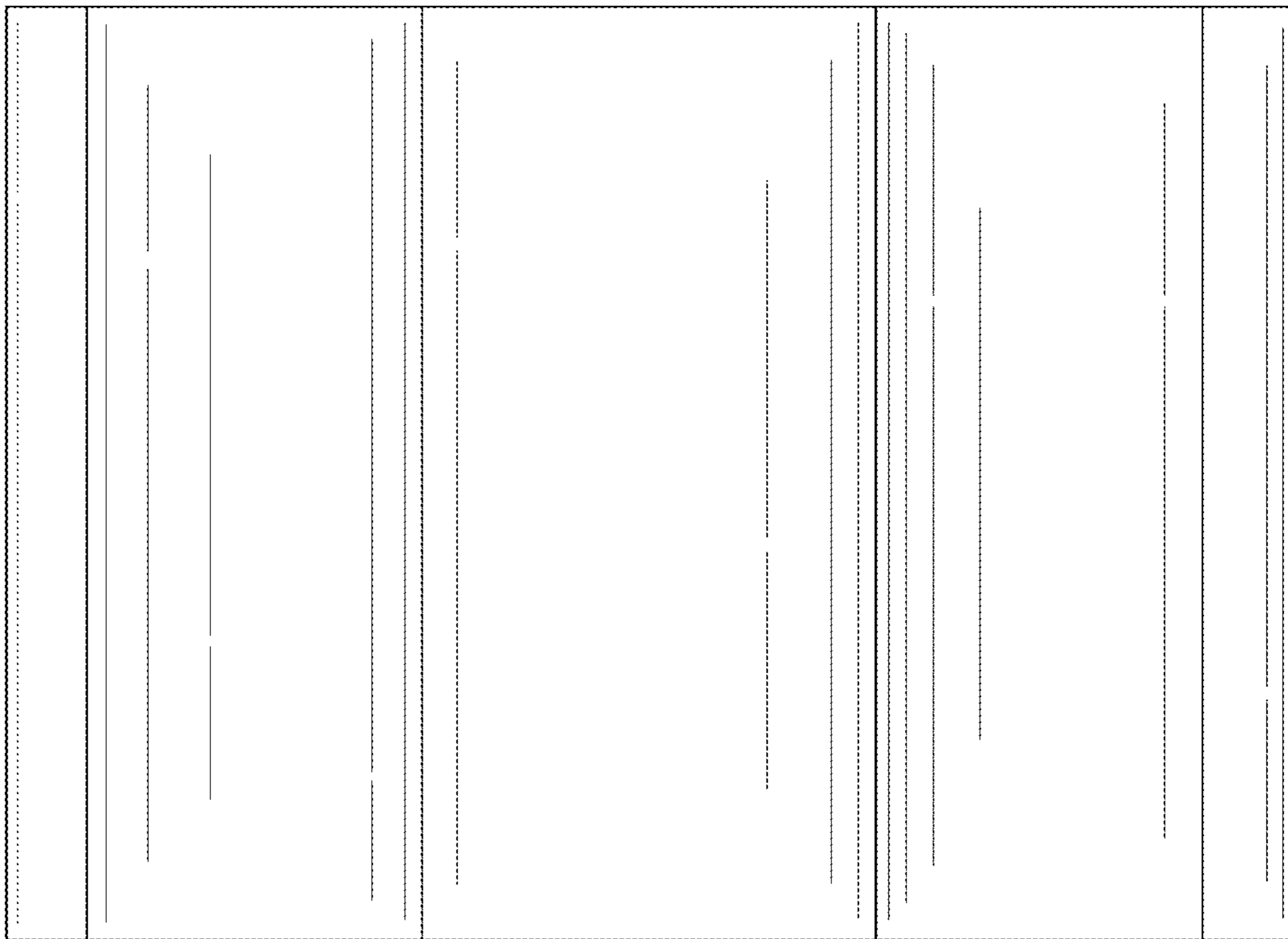
**FIG. 2**



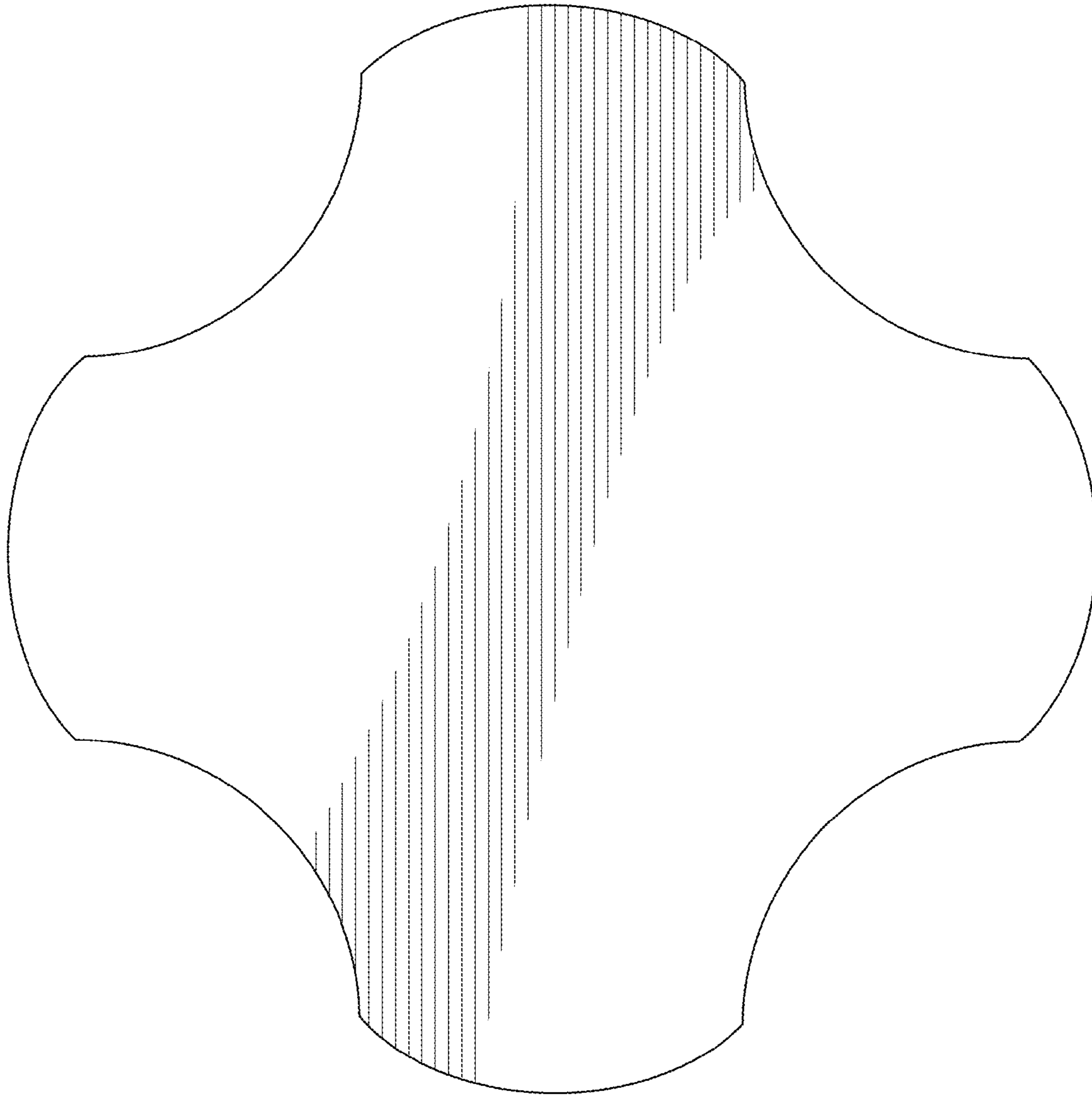
**FIG. 3**



**FIG. 4**

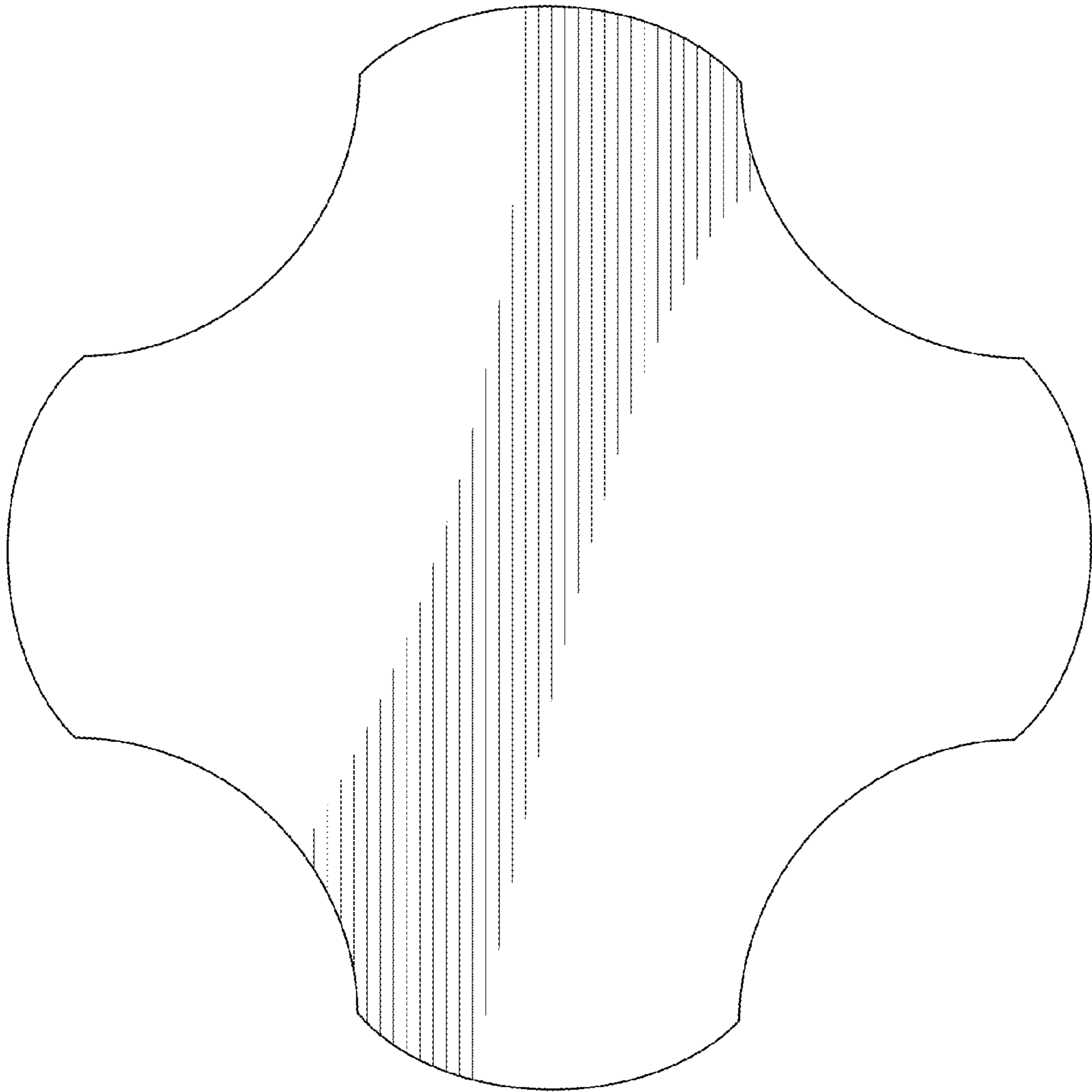


**FIG. 5**



**FIG. 6**





**FIG. 7**