

US00D761416S

(12) **United States Design Patent**
Rudolph

(10) **Patent No.:** **US D761,416 S**
(45) **Date of Patent:** **** Jul. 12, 2016**

- (54) **RESPIRATORY MASK**
- (71) Applicant: **Hans Rudolph, Inc.**, Shawnee, KS (US)
- (72) Inventor: **Kevin A. Rudolph**, Overland Park, KS (US)
- (73) Assignee: **HANS RUDOLPH, INC.**, Shawnee, KS (US)
- (**) Term: **14 Years**
- (21) Appl. No.: **29/517,721**
- (22) Filed: **Feb. 16, 2015**
- (51) **LOC (10) Cl.** **29-02**
- (52) **U.S. Cl.**
USPC **D24/110.4**
- (58) **Field of Classification Search**
USPC D24/110.1-110.4, 110.6, 127;
D29/105, 107, 108, 110
CPC A62B 18/00; A62B 18/02; A62B 18/025;
A62B 18/08; A62B 18/10; A62B 23/00;
A62B 23/02; A62B 23/025; A62B 23/06;
A41D 13/11; A61M 16/0622; A61M 16/0616;
A61M 16/0816; A61M 16/08; A61M 16/0633;
A61M 16/0666; A61M 2210/0618; A61M
16/0683
See application file for complete search history.

3,182,659 A	5/1965	Blount	
D225,582 S	12/1972	King	
4,414,973 A	11/1983	Matheson et al.	
4,713,864 A	12/1987	Hess	
D303,585 S *	9/1989	White	D24/110.4
D334,633 S	4/1993	Rudolph	
5,265,595 A	11/1993	Rudolph	
5,353,789 A *	10/1994	Schlobohm	A62B 18/025 128/206.17
D385,960 S	11/1997	Rudolph	
D428,139 S	7/2000	Smart	
6,082,360 A	7/2000	Rudolph et al.	
D430,663 S *	9/2000	Smart	D24/110.4
6,192,886 B1	2/2001	Rudolph	
6,412,487 B1	7/2002	Gunaratnam et al.	
D477,074 S	7/2003	Rudolph et al.	
D499,803 S *	12/2004	Chang	D24/110.1
D534,274 S	12/2006	Smart	
D573,709 S	7/2008	Rudolph	
D585,979 S	2/2009	Stallard et al.	
7,931,025 B2	4/2011	Eaton et al.	
8,136,523 B2	3/2012	Rudolph	

(Continued)

Primary Examiner — Barbara Fox
Assistant Examiner — Lilyana Bekic
(74) *Attorney, Agent, or Firm* — Erickson Kernell IP, LLC

(57) **CLAIM**
The ornamental design for a respiratory mask, as shown and described.

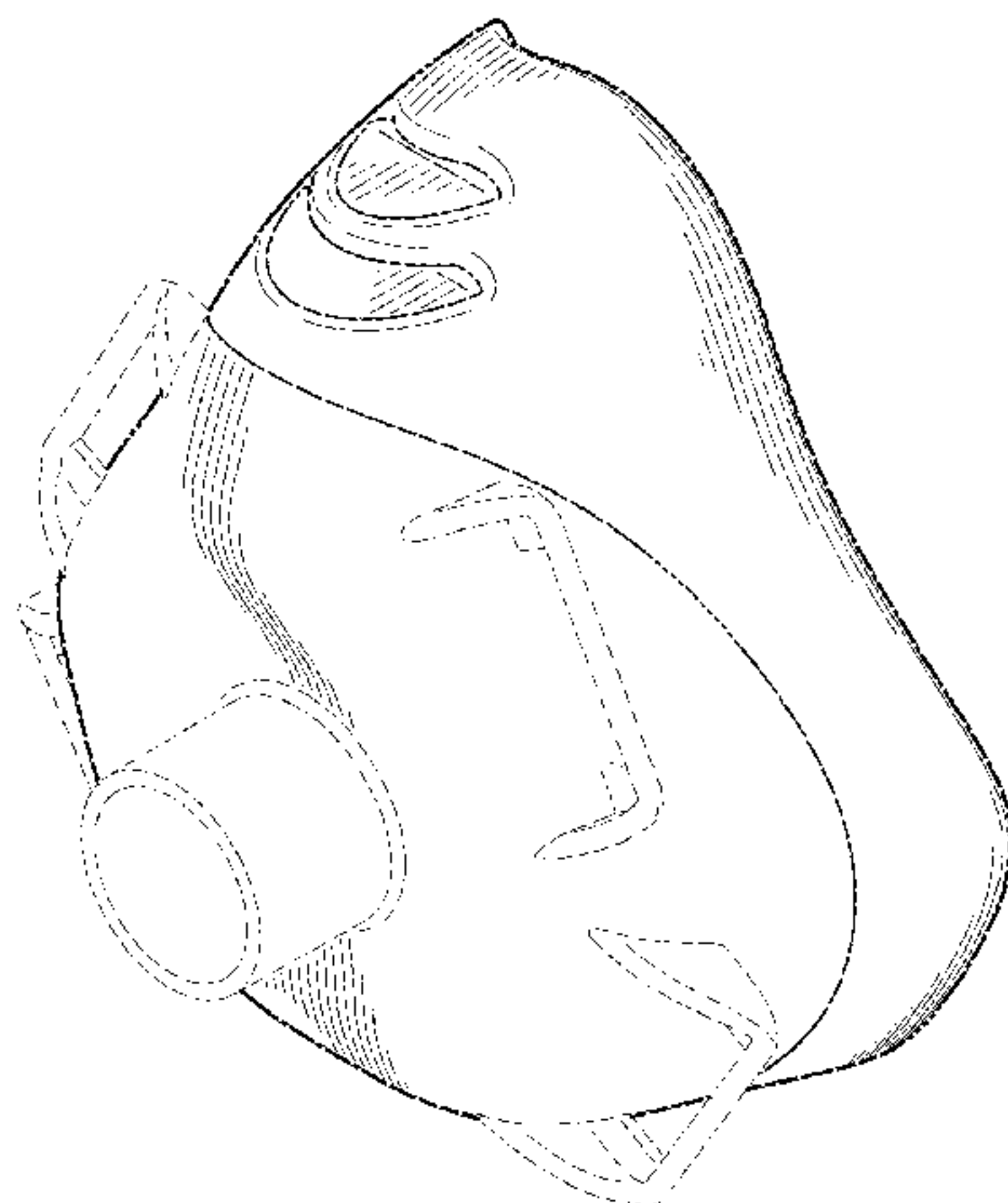
(56) **References Cited**
U.S. PATENT DOCUMENTS

98,169 A	12/1869	Lenox	
104,622 A	6/1870	Merlett	
499,225 A	6/1893	Hayes	
734,951 A	7/1903	Raper	
1,494,610 A	5/1924	McGlashan	
1,803,214 A	4/1931	Siegel	
1,840,896 A	1/1932	Groh	
2,382,364 A *	8/1945	Yant	A62B 18/02 128/201.19
D189,009 S *	10/1960	Muller	D24/110.4
3,037,501 A *	6/1962	Miller	A62B 18/025 128/206.29

DESCRIPTION

FIG. 1 is a perspective view of a respiratory mask according to the present invention;
FIG. 2 is a front elevational view thereof;
FIG. 3 is a rear elevational view thereof;
FIG. 4 is a right side elevational view thereof, the left side being a mirror image of the right side;
FIG. 5 is a top plan view thereof; and,
FIG. 6 is a bottom plan view thereof.
Broken lines in FIGS. 1-7 are for purposes of illustrating features which form no part of the claimed design.

1 Claim, 5 Drawing Sheets



(56)

References Cited

U.S. PATENT DOCUMENTS

D679,376 S	4/2013	von Hollen et al.	8,770,197 B2	7/2014	Guney et al.	
D679,377 S	4/2013	von Hollen et al.	2006/0254593 A1	11/2006	Chang	
D679,378 S	4/2013	von Hollen et al.	2012/0180794 A1	7/2012	Smart	
D687,142 S *	7/2013	Rothermel D24/110.1	2012/0222680 A1	9/2012	Eves et al.	
8,485,191 B2	7/2013	Eaton et al.	2013/0068230 A1	3/2013	Jablonski	
D709,182 S *	7/2014	Rothermel D24/110.4	2014/0158135 A1 *	6/2014	Shyong	A61M 16/06 128/206.21
			2014/0311496 A1	10/2014	Rothermel	

* cited by examiner

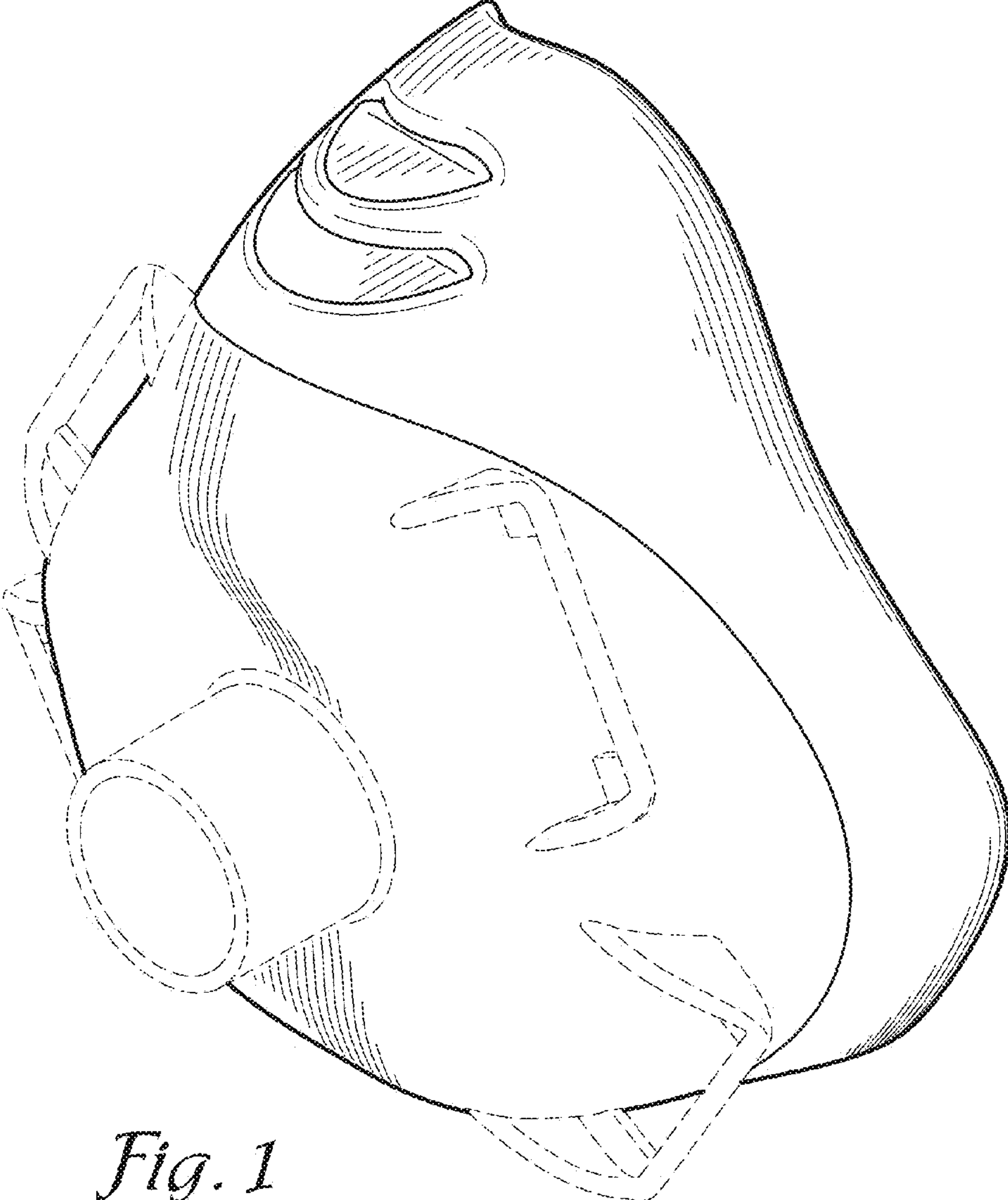


Fig. 1

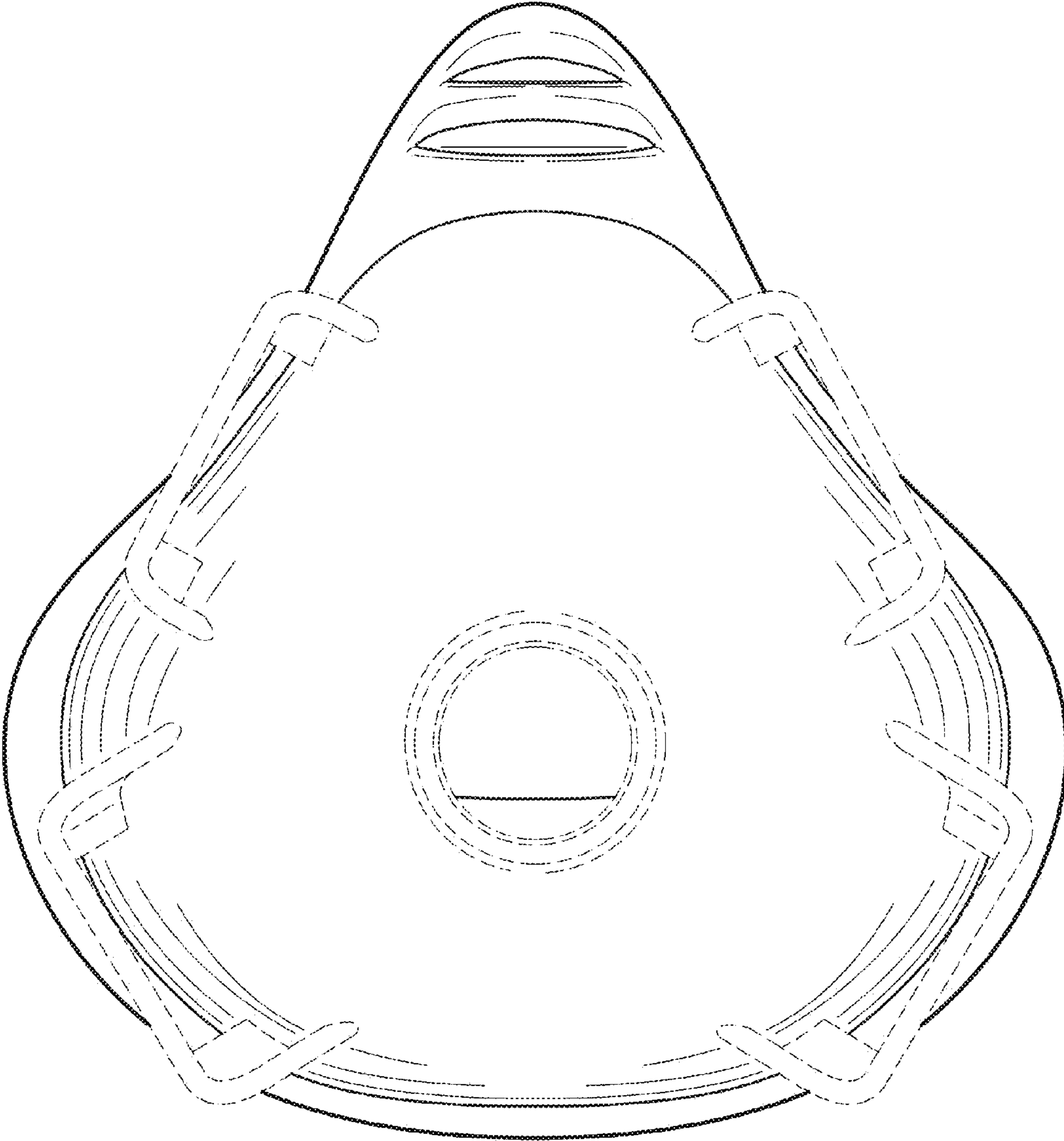


Fig. 2

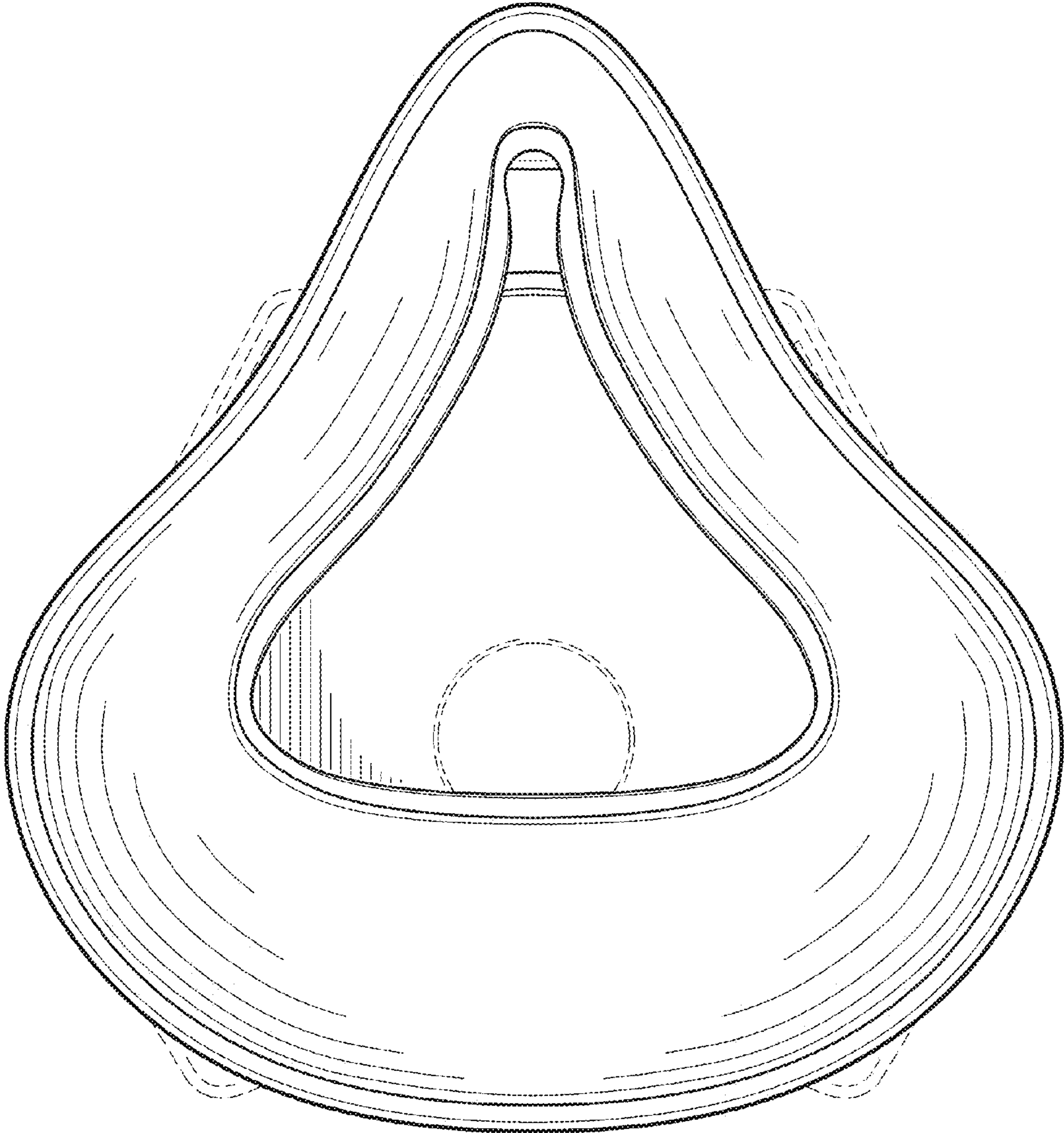


Fig. 3

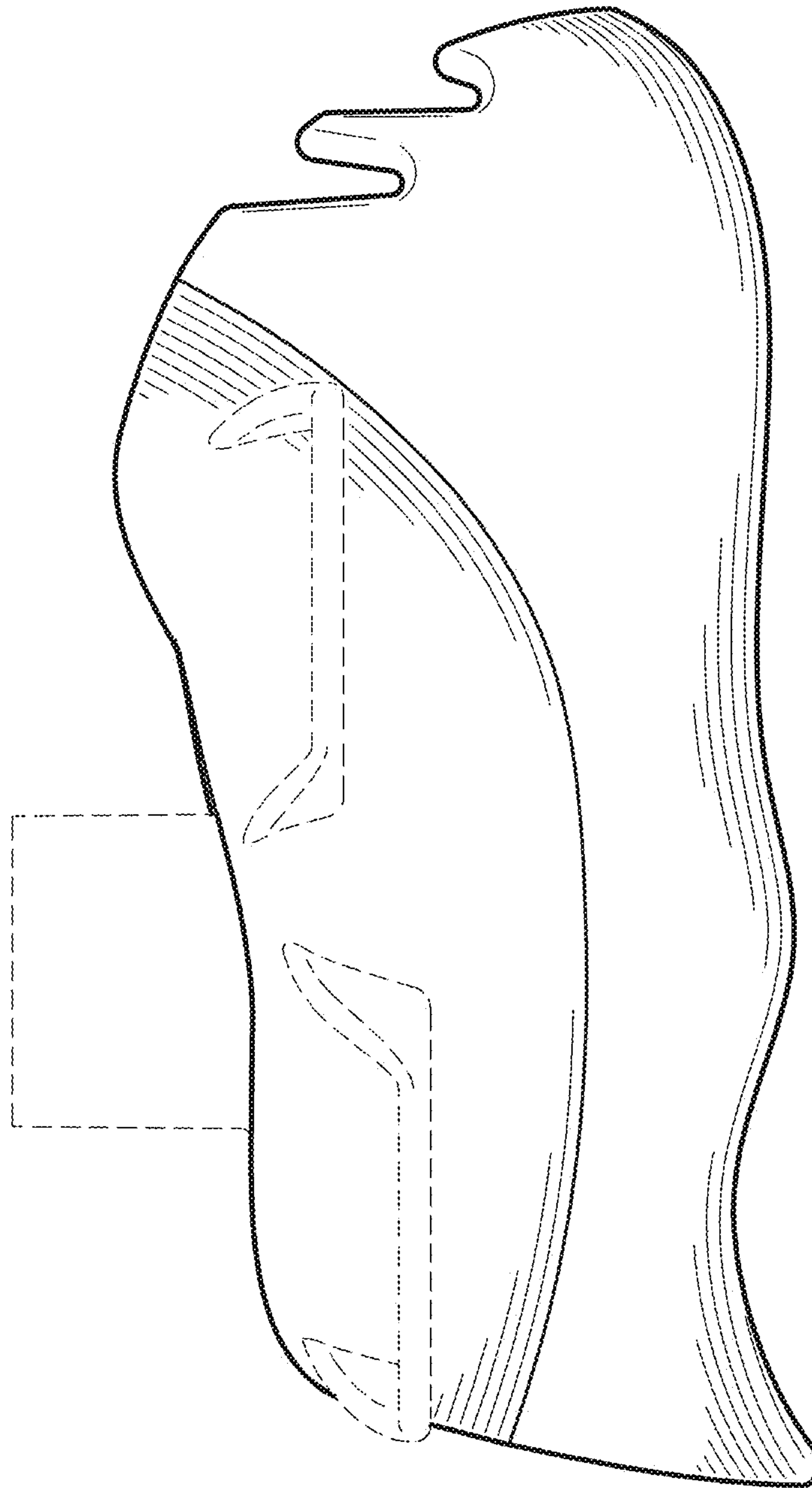


Fig. 4

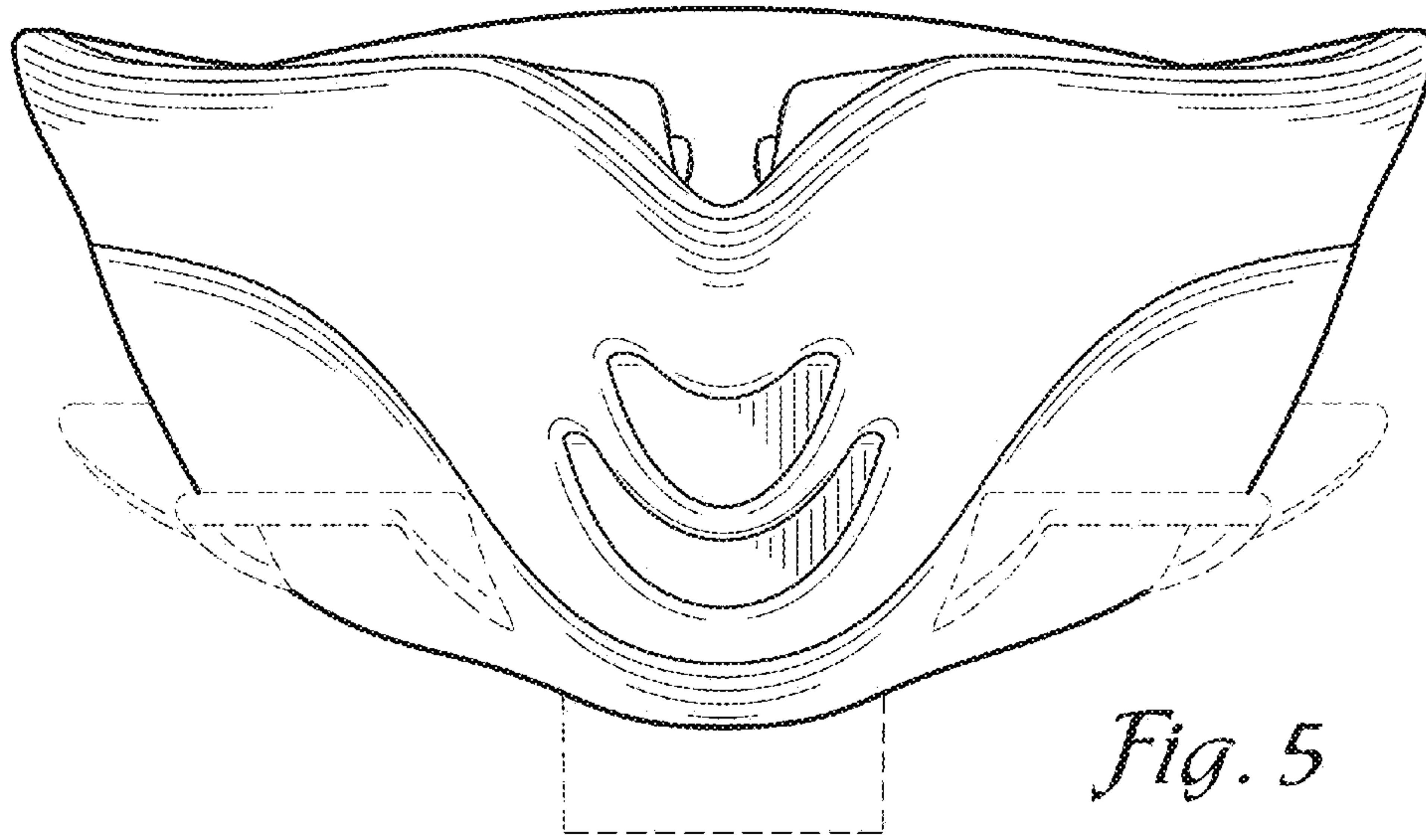


Fig. 5

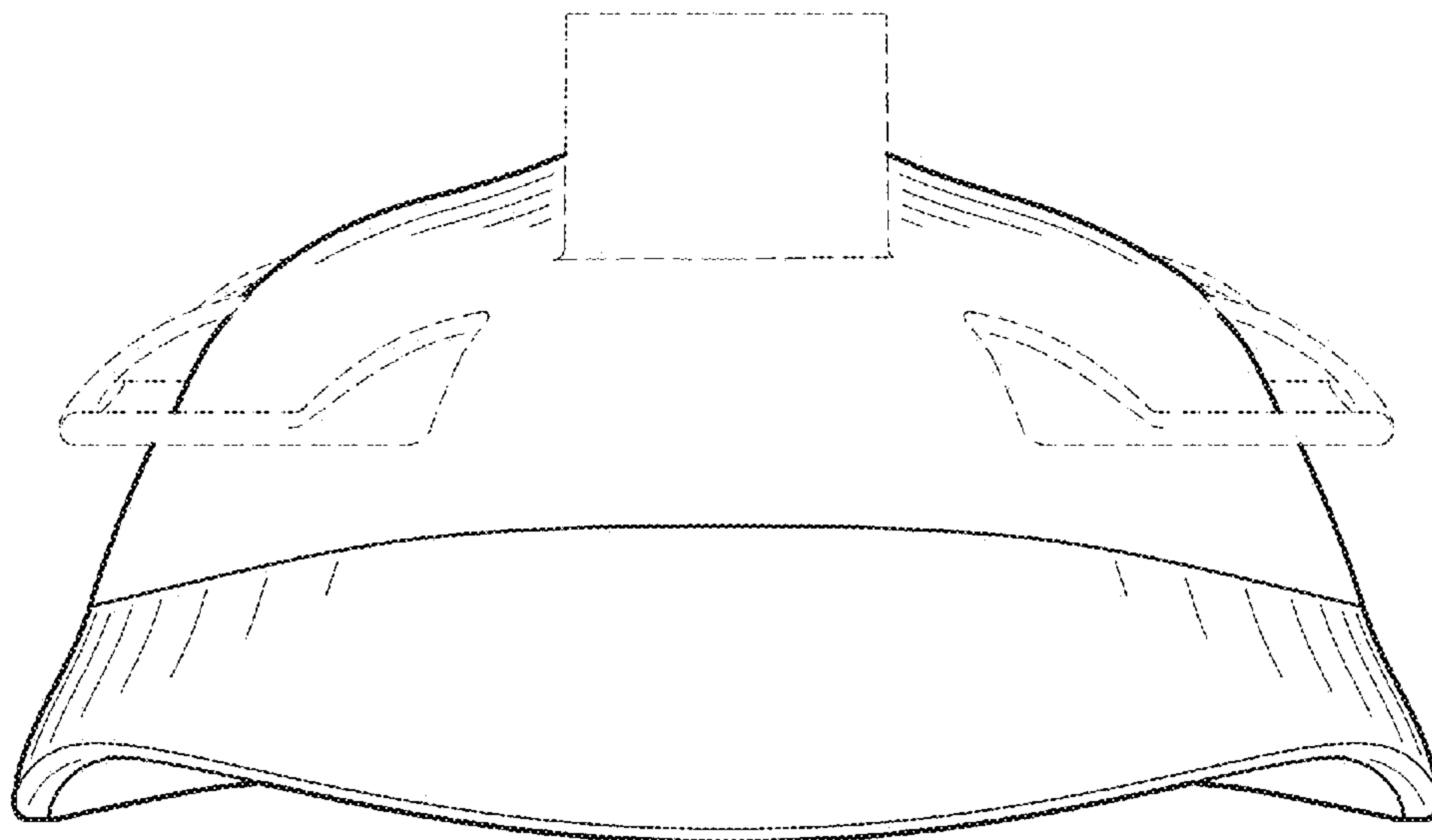


Fig. 6