



US00D761406S

(12) **United States Design Patent**
Zhang

(10) **Patent No.:** **US D761,406 S**
(45) **Date of Patent:** **** Jul. 12, 2016**

(54) **AIR CONDITIONER**

(71) Applicant: **Yunyun Zhang**, Shanghai (CN)

(72) Inventor: **Yunyun Zhang**, Shanghai (CN)

(73) Assignee: **DAIKIN INDUSTRIES LTD.**,
Osaka-Shi, Osaka-Fu (JP)

(**) Term: **15 Years**

(21) Appl. No.: **29/538,116**

(22) Filed: **Sep. 1, 2015**

(30) **Foreign Application Priority Data**

Mar. 27, 2015 (CN) 2015 3 0077029

(51) **LOC (10) Cl.** **23-04**

(52) **U.S. Cl.**
USPC **D23/351**

(58) **Field of Classification Search**
USPC D23/324-327, 332-334, 342-344,
D23/351-354, 370, 385, 388; 165/121;
454/284; 62/259.1, 298, 407
CPC F24F 13/08; F24F 13/15; F24F 13/1413;
F24F 1/00; F24F 1/27; F24F 2001/0037;
F24F 2001/004; F24F 2001/0048
See application file for complete search history.

(56) **References Cited**

U.S. PATENT DOCUMENTS

D310,711 S *	9/1990	Welch	D23/325
D311,244 S *	10/1990	Allard	D23/325
D558,866 S *	1/2008	Yamamoto	D23/351
D605,267 S *	12/2009	Nakamura	D23/351
D641,853 S *	7/2011	Seki	D23/351
D641,854 S *	7/2011	Seki	D23/351
D683,004 S *	5/2013	Chouji	D23/351
D689,179 S *	9/2013	Nishiguchi	D23/351
D700,306 S *	2/2014	Seki	D23/351
D700,307 S *	2/2014	Seki	D23/351

D700,690 S *	3/2014	Chouji	D23/351
D720,060 S *	12/2014	Murai	D23/351
D720,061 S *	12/2014	Nakamura	D23/351
D720,062 S *	12/2014	Guojie	D23/351
D720,445 S *	12/2014	Murai	D23/351
D720,842 S *	1/2015	Chouji	D23/351
D740,404 S *	10/2015	Li	D23/351
D744,076 S *	11/2015	Xu	D23/351
2012/0122389 A1 *	5/2012	Kishimoto	F24F 1/0007 454/284
2015/0300678 A1 *	10/2015	Niimura	F24F 13/20 454/284

OTHER PUBLICATIONS

BPK Lima [online] Retrieved on Apr. 11, 2016 from URL http://www.bpklima.hu/kepek/LG/daikin_ururu_sarara_FTXZ_N_RXZ_N_new.jpg.*

(Continued)

Primary Examiner — Manpreet Matharu

Assistant Examiner — Keith Wilson

(74) *Attorney, Agent, or Firm* — Manabu Kanesaka

(57) **CLAIM**

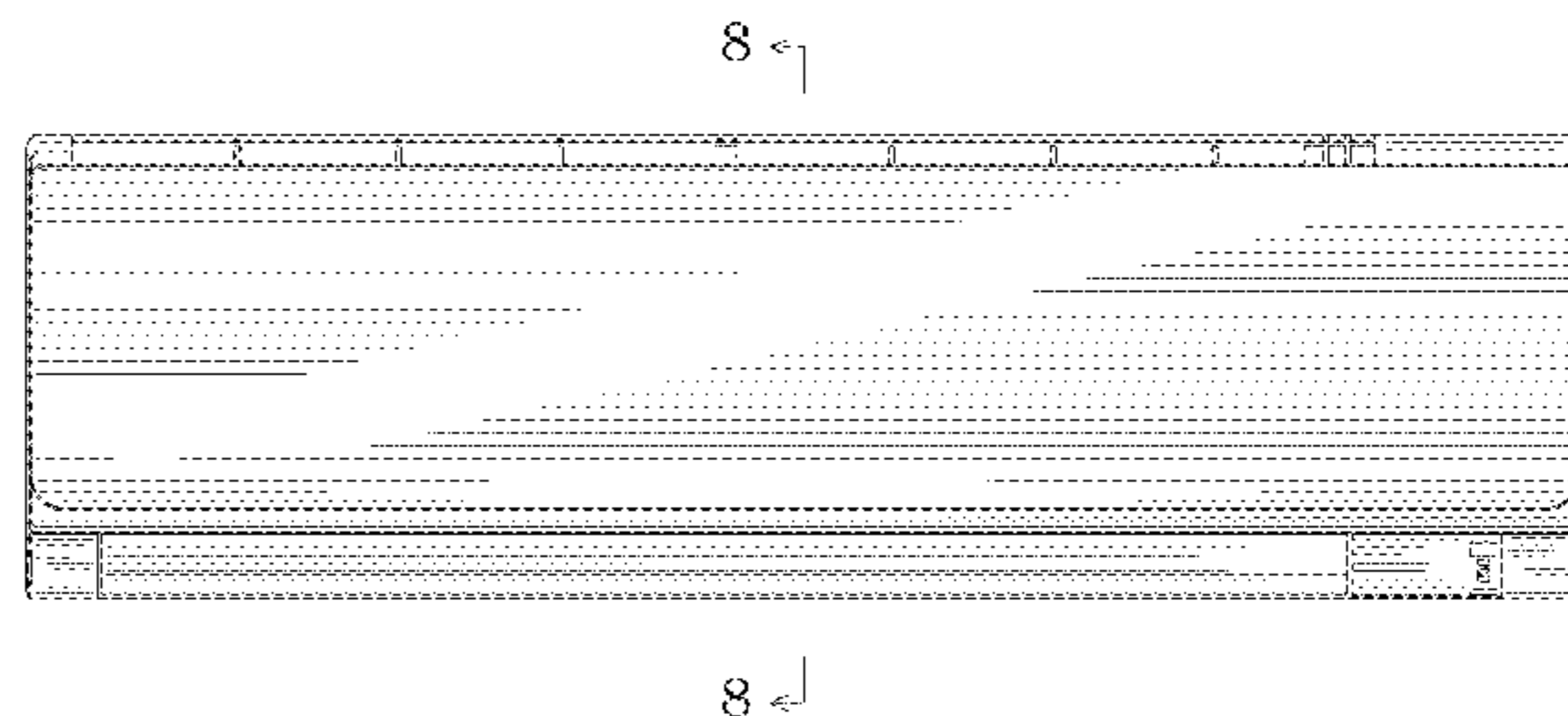

The ornamental design for an air conditioner, as shown and described.

DESCRIPTION

FIG. 1 is a perspective view of an air conditioner showing my new design;
FIG. 2 is a front view thereof;
FIG. 3 is a rear view thereof;
FIG. 4 is a plan view thereof;
FIG. 5 is a bottom view thereof;
FIG. 6 is a left side view thereof;
FIG. 7 is a right side view thereof; and,
FIG. 8 is a cross-sectional view thereof along the line 8-8 in FIG. 2.

The broken lines depict portions of the air conditioner that form no part of claimed design.

1 Claim, 3 Drawing Sheets



(56)

References Cited

OTHER PUBLICATIONS

Elektronik Solo [online] Retrieved on Apr. 11, 2016 from URL http://elektroniksolo.com/media/catalog/product/p/i/pic_ftkc_series_01.jpg.*

Cooltech Air Conditioning [online] Retrieved on Apr. 11, 2016 from URL <https://www.cooltechairconditioning.com/daikin-ftx20jv-rx20jv-2kw-7-000btu-wall-mounted-low-inverter-system>.*

* cited by examiner

Fig. 1




Fig. 2

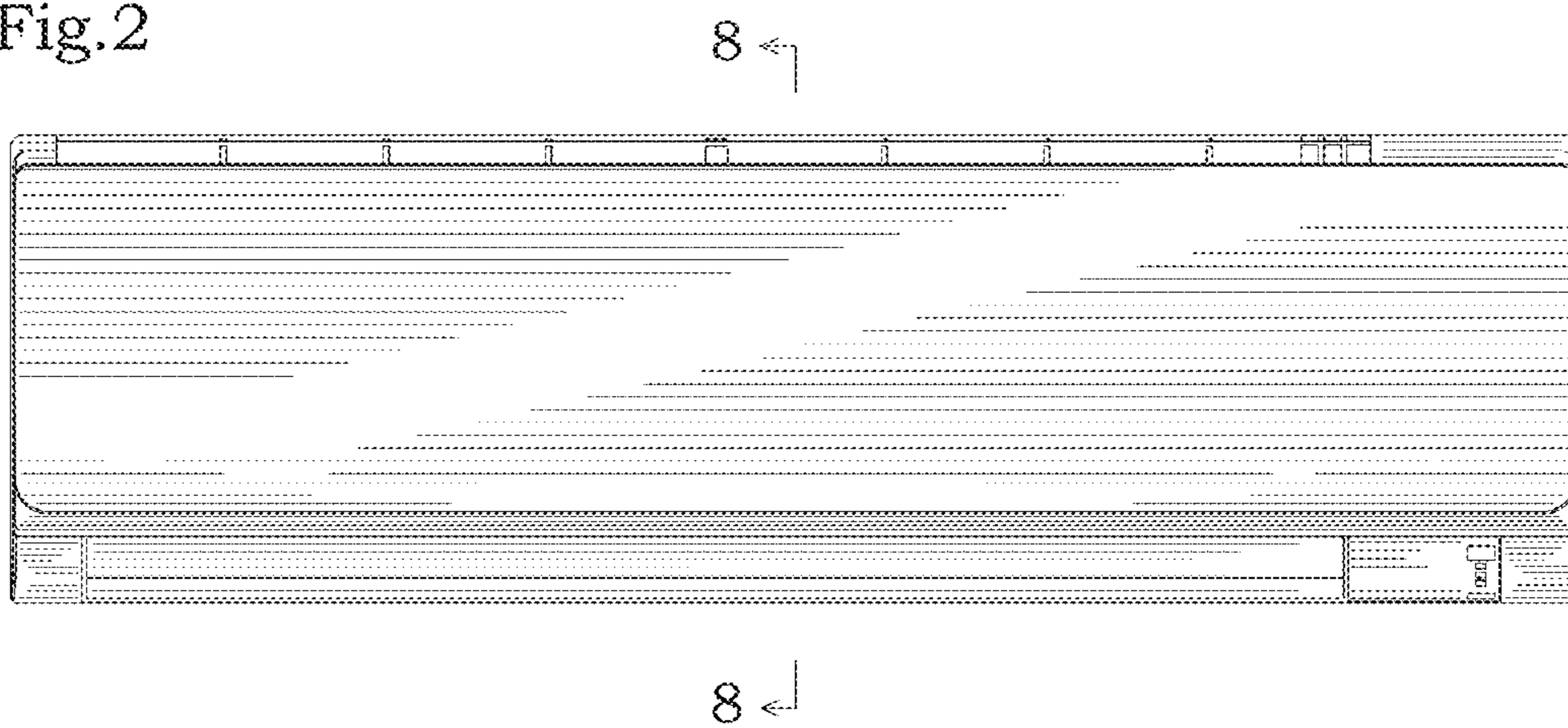


Fig.3

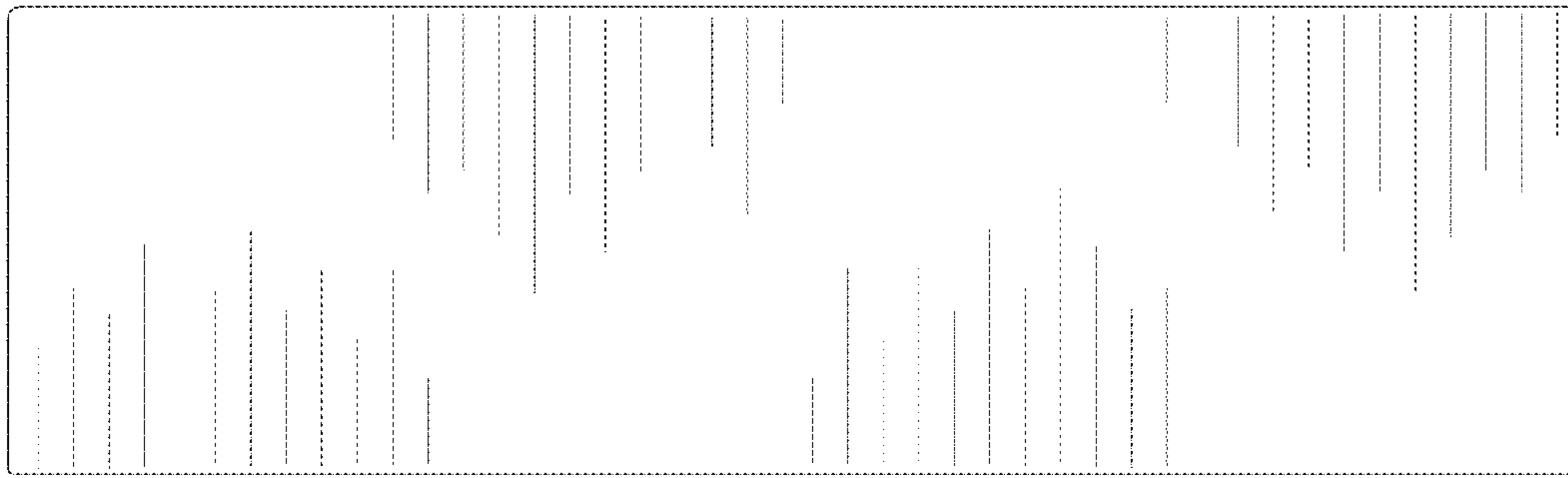


Fig.4

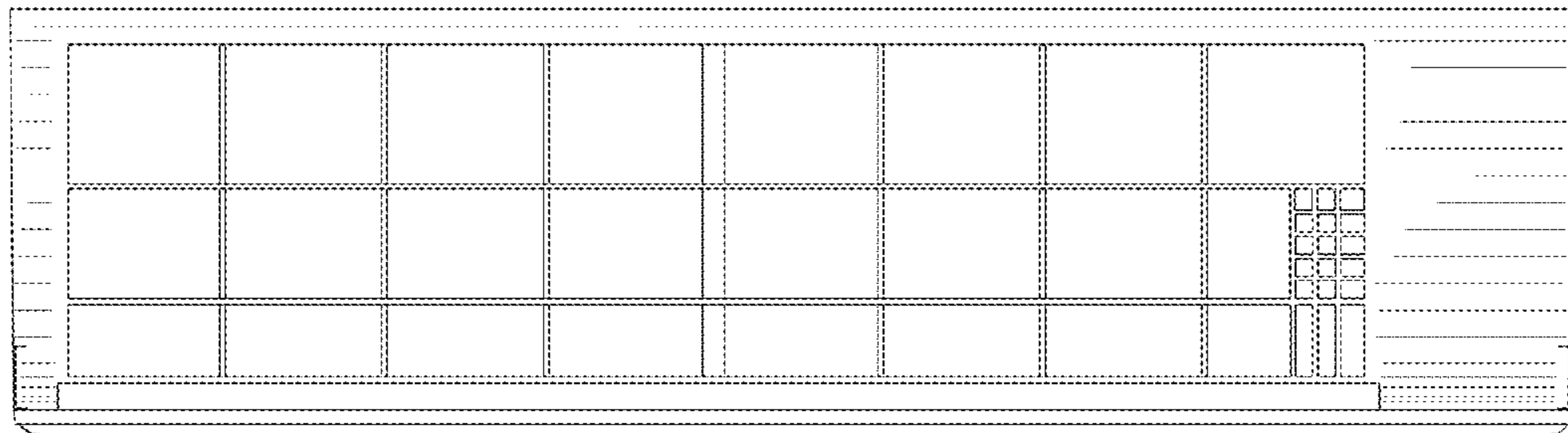


Fig.5




Fig.6

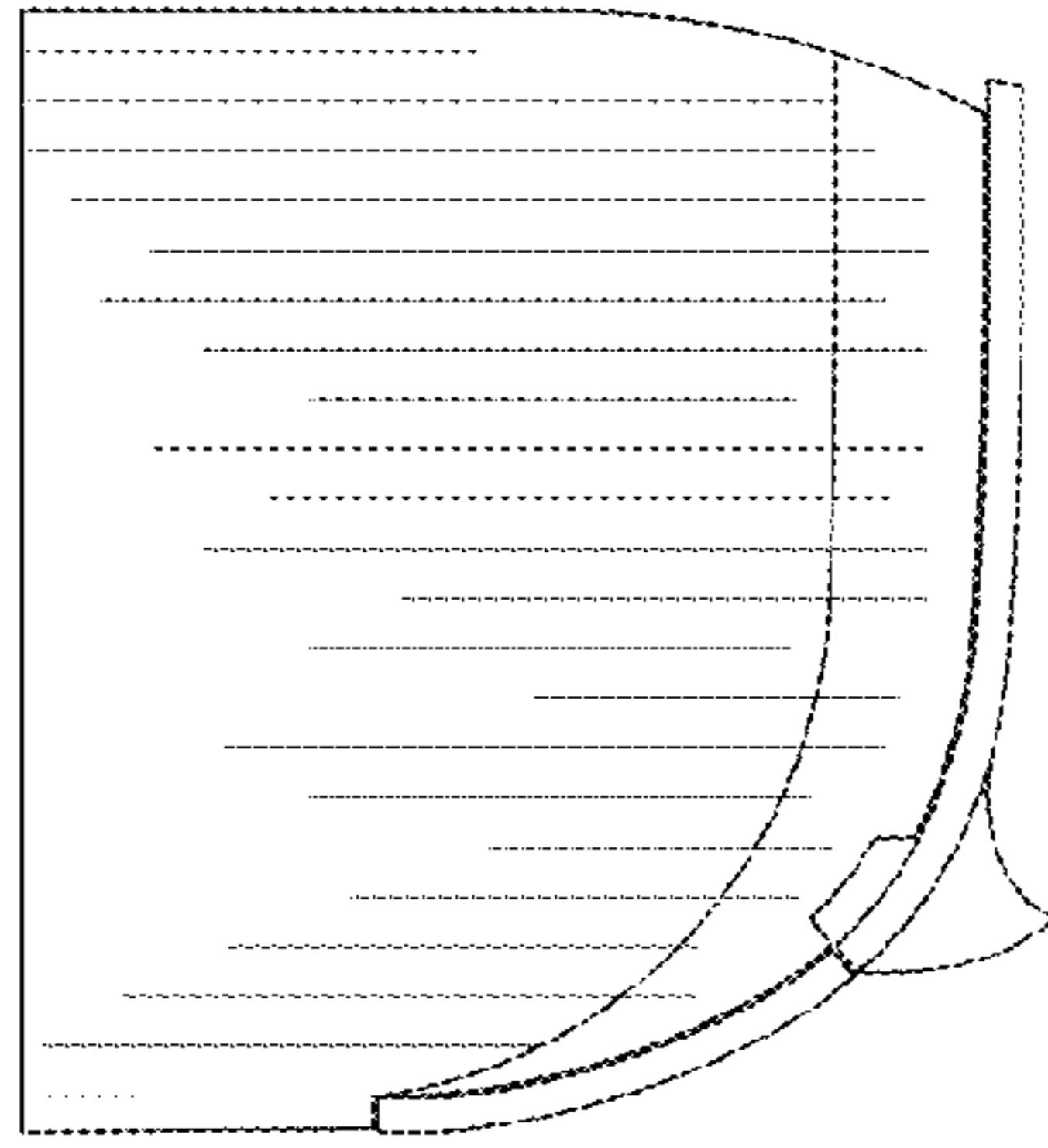


Fig.7

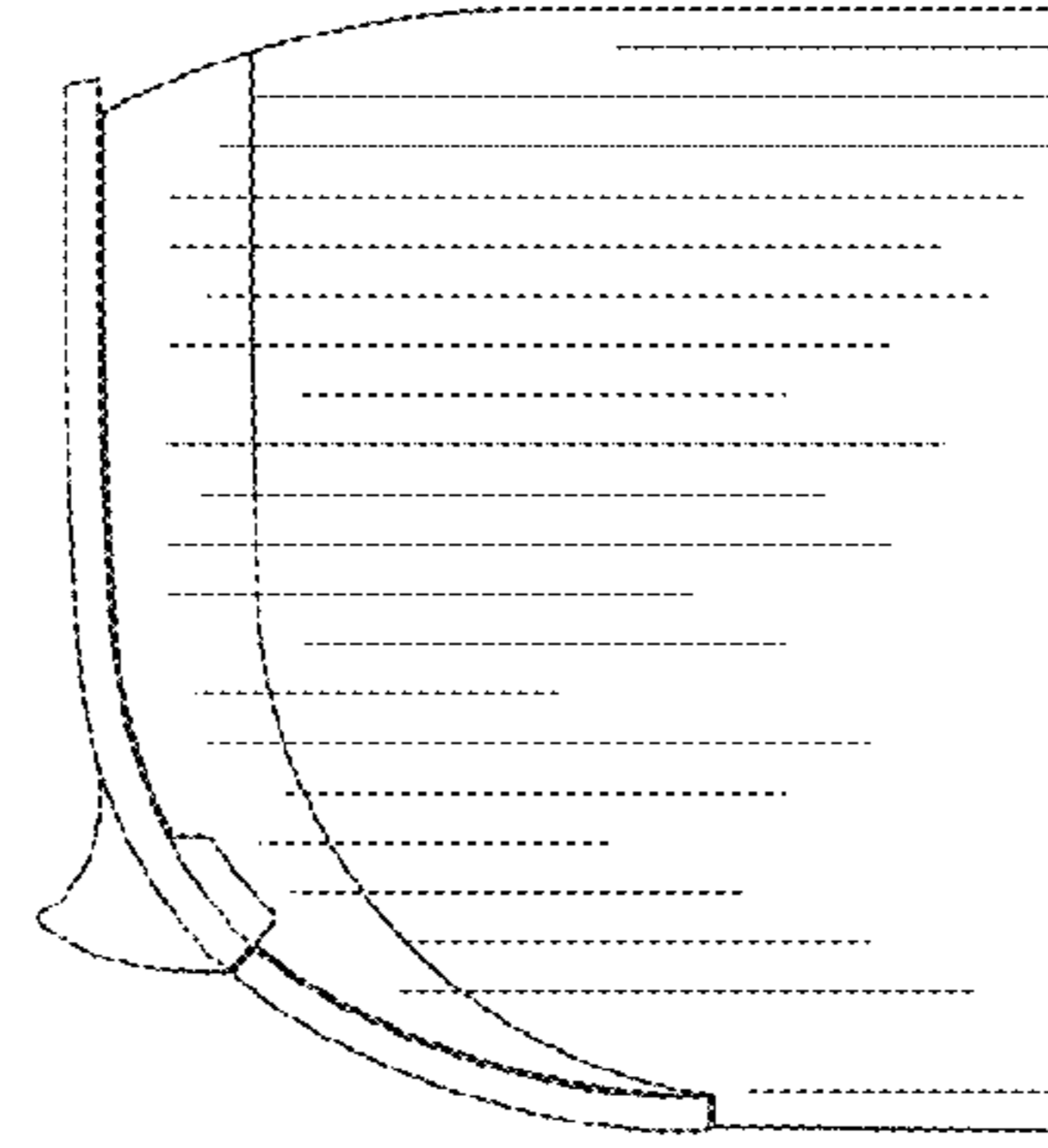


Fig.8

