



US00D761405S

(12) **United States Design Patent**  
**Chouji et al.**

(10) **Patent No.:** **US D761,405 S**  
(45) **Date of Patent:** **\*\* Jul. 12, 2016**

(54) **AIR CONDITIONER**

(71) Applicants: **Masahiko Chouji**, Kusatsu (JP);  
**Takanori Ikegaya**, Kusatsu (JP)

(72) Inventors: **Masahiko Chouji**, Kusatsu (JP);  
**Takanori Ikegaya**, Kusatsu (JP)

(73) Assignee: **DAIKIN INDUSTRIES LTD.**,  
Osaka-Shi, Osaka-Fu (JP)

(\*\*) Term: **15 Years**

(21) Appl. No.: **29/538,112**

(22) Filed: **Sep. 1, 2015**

(30) **Foreign Application Priority Data**

Apr. 9, 2015 (JP) ..... 2015-008083

(51) **LOC (10) Cl.** ..... **23-04**

(52) **U.S. Cl.**  
USPC ..... **D23/351**

(58) **Field of Classification Search**  
USPC ..... D23/324-327, 332-334, 342-344,  
D23/351-354, 370, 385, 388; 165/121;  
454/284; 62/259.1, 298, 407  
CPC ..... F24F 13/08; F24F 13/15; F24F 13/1413;  
F24F 1/00; F24F 1/27; F24F 2001/0037;  
F24F 2001/004; F24F 2001/0048  
See application file for complete search history.

(56) **References Cited**

**U.S. PATENT DOCUMENTS**

D310,711 S *	9/1990	Welch	.....	D23/325
D311,244 S *	10/1990	Allard	.....	D23/325
D558,866 S *	1/2008	Yamamoto	.....	D23/351
D605,267 S *	12/2009	Nakamura	.....	D23/351
D641,853 S *	7/2011	Seki	.....	D23/351
D641,854 S *	7/2011	Seki	.....	D23/351
D683,004 S *	5/2013	Chouji	.....	D23/351
D689,179 S *	9/2013	Nishiguchi	.....	D23/351
D700,306 S *	2/2014	Seki	.....	D23/351
D700,307 S *	2/2014	Seki	.....	D23/351
D700,690 S *	3/2014	Chouji	.....	D23/351

D720,060 S *	12/2014	Murai	.....	D23/351
D720,061 S *	12/2014	Nakamura	.....	D23/351
D720,062 S *	12/2014	Guojie	.....	D23/351
D720,445 S *	12/2014	Murai	.....	D23/351
D720,842 S *	1/2015	Chouji	.....	D23/351
D740,404 S *	10/2015	Li	.....	D23/351
D744,076 S *	11/2015	Xu	.....	D23/351
2012/0122389 A1 *	5/2012	Kishimoto	.....	F24F 1/0007 454/284
2015/0300678 A1 *	10/2015	Niimura	.....	F24F 13/20 454/284

**OTHER PUBLICATIONS**

Cooltech Air Conditioning [online] Retrieved on Apr. 11, 2016 from URL <https://www.cooltechairconditioning.com/daikin-ftx20jv-rx20jv-2kw-7-000btu-wall-mounted-low-inverter-system>.  
Elektronik Solo [online] Retrieved on Apr. 11, 2016 from URL [http://elektroniksolo.com/media/catalog/product/p/i/pic\\_ftkc\\_series\\_01.jpg](http://elektroniksolo.com/media/catalog/product/p/i/pic_ftkc_series_01.jpg).

\* cited by examiner

*Primary Examiner* — Manpreet Matharu

*Assistant Examiner* — Keith Wilson

(74) *Attorney, Agent, or Firm* — Manabu Kanesaka

(57) **CLAIM**

The ornamental design for an air conditioner, as shown and described.

**DESCRIPTION**

FIG. 1 is a perspective view of an air conditioner showing our new design;  
FIG. 2 is a front view thereof;  
FIG. 3 is a rear view thereof;  
FIG. 4 is a plan view thereof;  
FIG. 5 is a bottom view thereof;  
FIG. 6 is a left side view thereof;  
FIG. 7 is a right side view thereof; and,  
FIG. 8 is a cross-sectional view thereof along the line 8-8 in FIG. 2.

The broken lines depict portions of the air conditioner that form no part of claimed design.

**1 Claim, 3 Drawing Sheets**

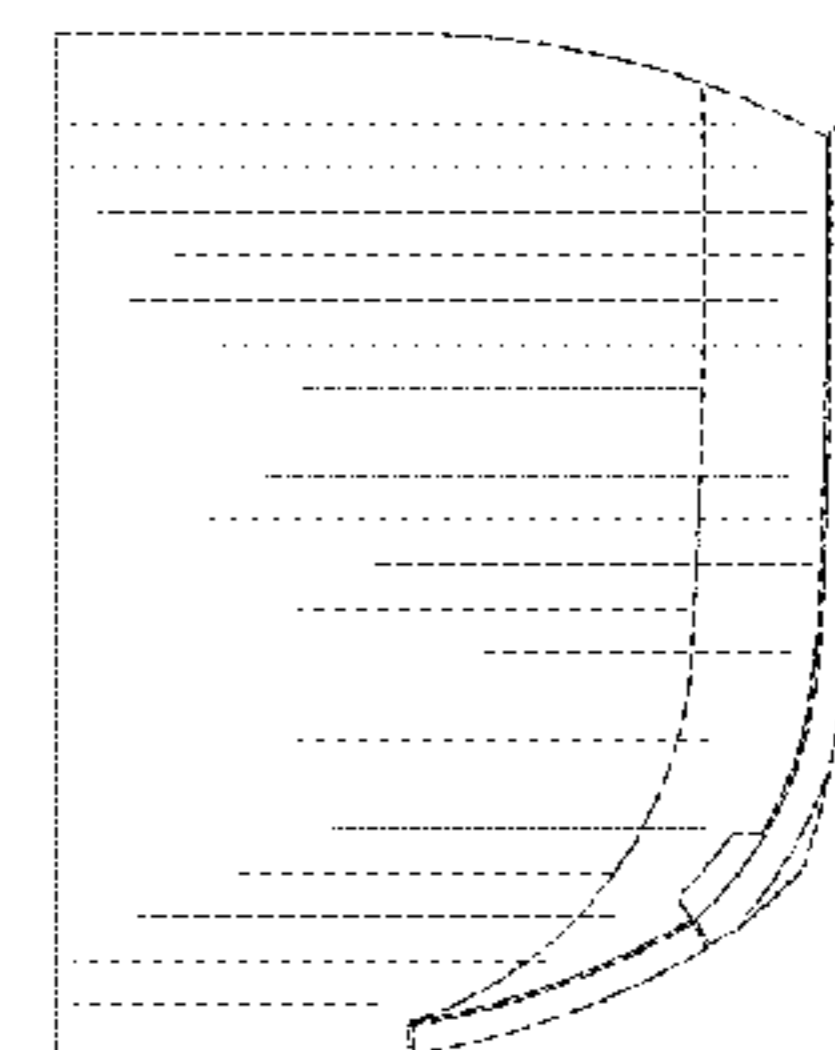



Fig. 1

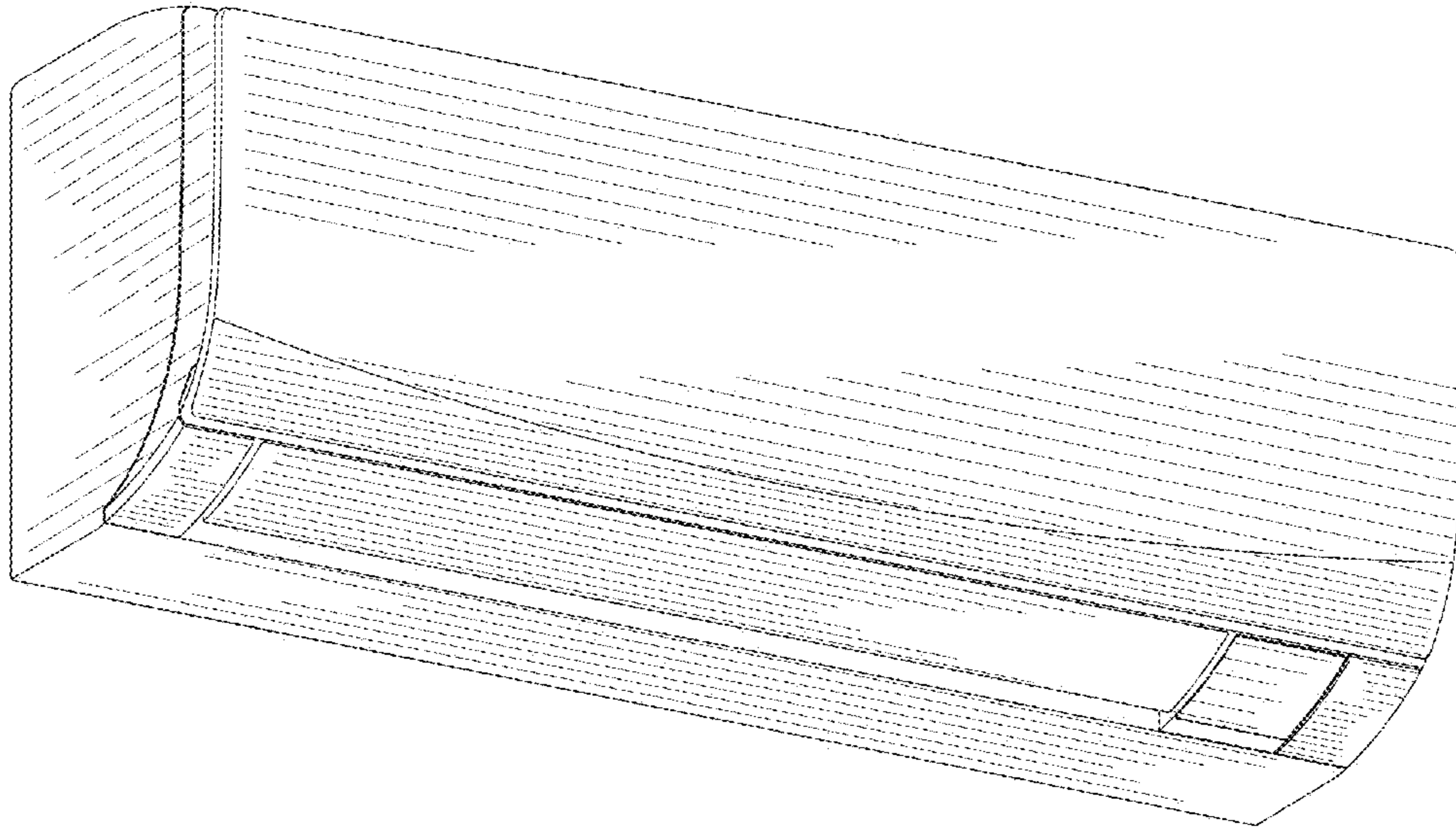


Fig. 2

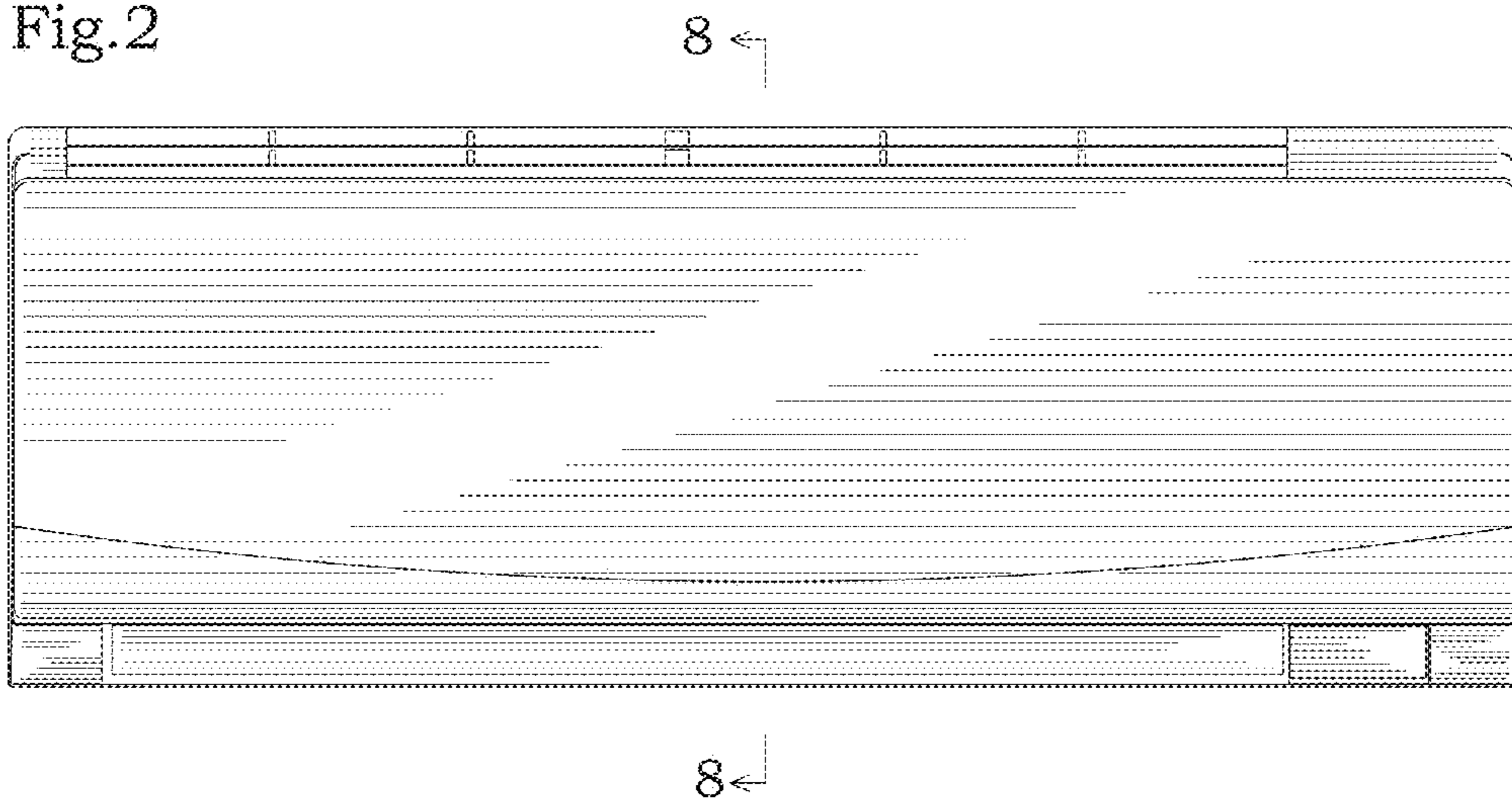


Fig.3




Fig.4

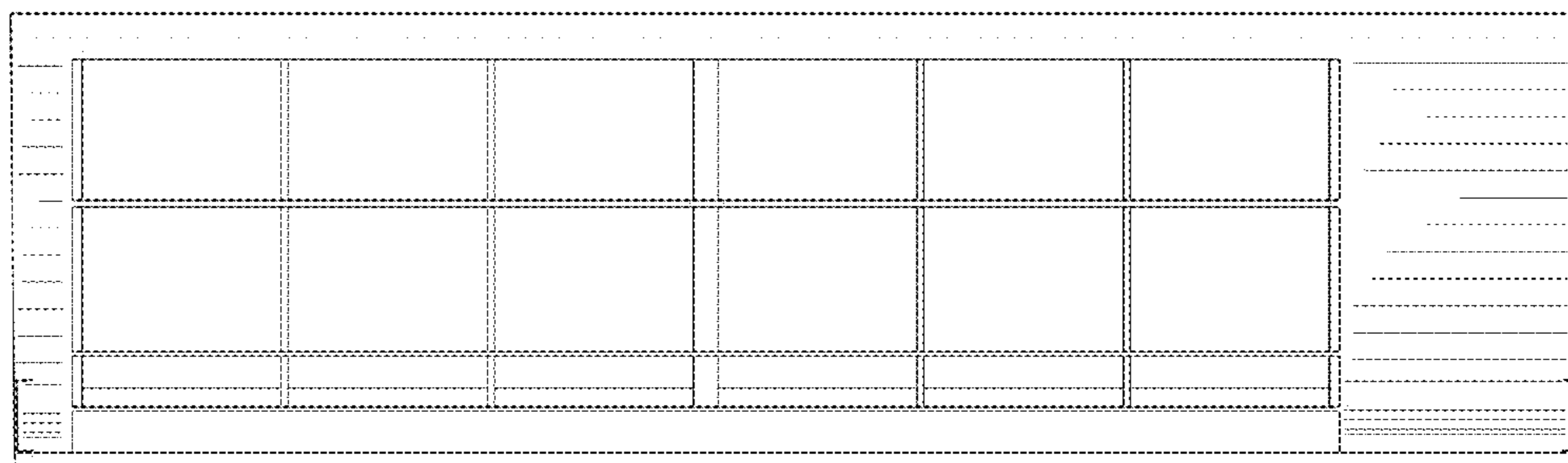


Fig.5




Fig.6

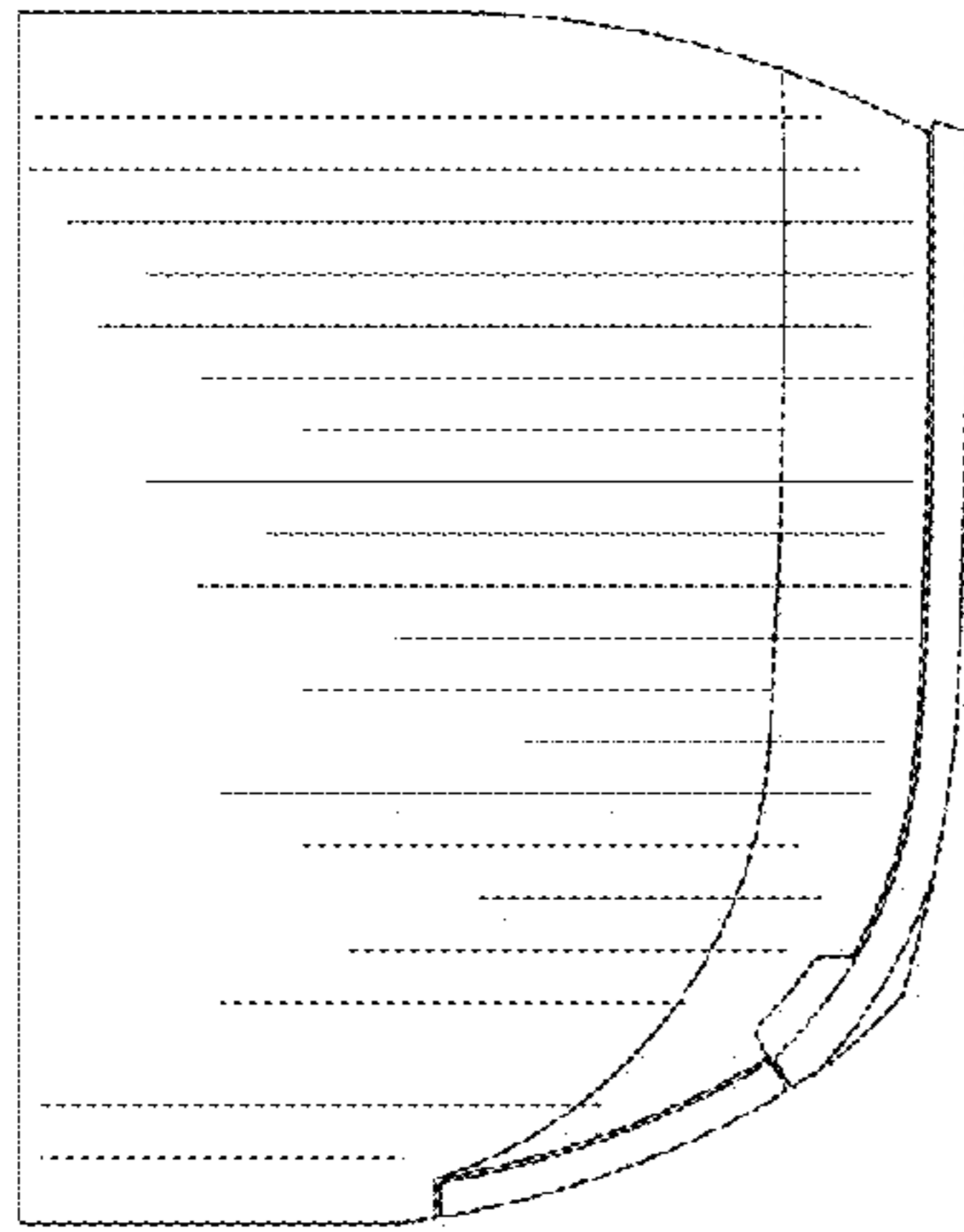


Fig.7

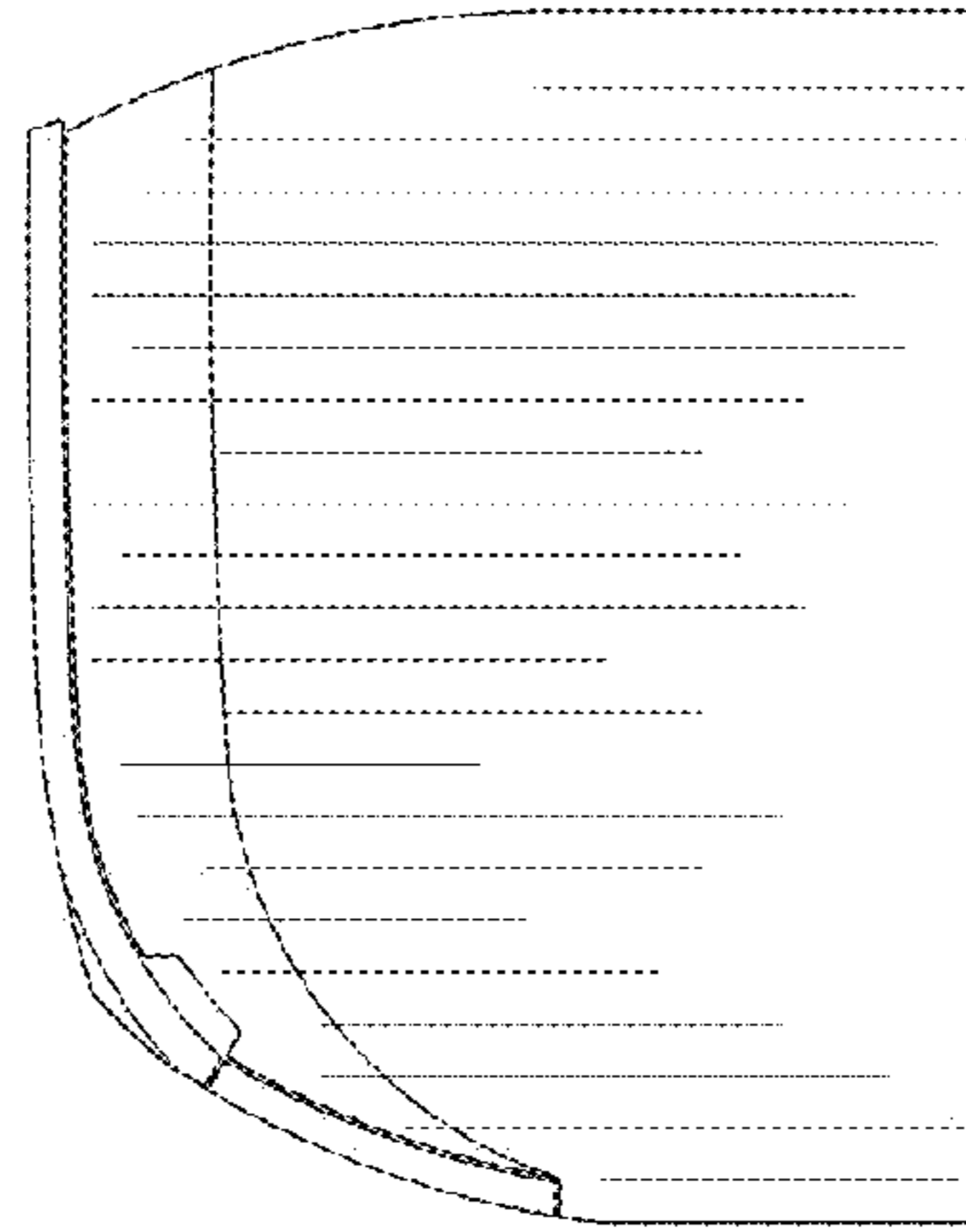


Fig.8

