



US00D761388S

(12) **United States Design Patent**
Schoenherr et al.

(10) **Patent No.:** **US D761,388 S**
(45) **Date of Patent:** **** Jul. 12, 2016**

(54) **SHOWER CONTROL**

(56) **References Cited**

(71) Applicant: **Hansgrohe SE**, Schiltach (DE)

U.S. PATENT DOCUMENTS

D500,841 S * 1/2005 Citterio D23/238
D617,877 S * 6/2010 Bouroullec D23/238
D677,365 S * 3/2013 Schoenherr D23/238

(72) Inventors: **Tom Schoenherr**, Stuttgart (DE); **Marco Flaig**, Stuttgart (DE)

* cited by examiner

(73) Assignee: **Hansgrohe SE**, Schiltach (DE)

Primary Examiner — Robert Delehanty

(74) *Attorney, Agent, or Firm* — Lora J. Graentzdoerffer

(**) Term: **15 Years**

(57) **CLAIM**

The ornamental design for a shower control, as shown and described.

(21) Appl. No.: **29/529,308**

DESCRIPTION

(22) Filed: **Jun. 5, 2015**

FIG. 1 is a perspective view of a shower control showing our design;

(30) **Foreign Application Priority Data**

Dec. 10, 2014 (EM) 002594630-0008

FIG. 2 is a front elevation view;

FIG. 3 is a rear elevation view;

(51) **LOC (10) Cl.** **23-02**

FIG. 4 is a right side elevation view;

(52) **U.S. Cl.**

FIG. 5 is a left side elevation view;

USPC **D23/250**

FIG. 6 is a top plan view; and,

(58) **Field of Classification Search**

USPC D23/238, 241–243, 249, 250, 254

CPC E03C 1/04; E03C 1/0401; E03C 1/0402;

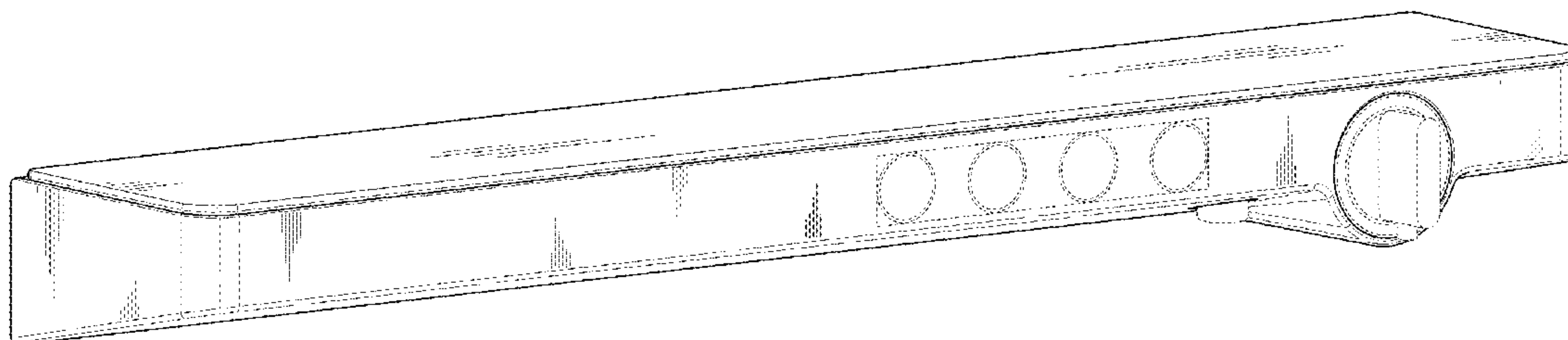
E03C 1/0404

FIG. 7 is a bottom plan view.

The broken-line disclosure in the views represents portions of the shower control in which the claimed design is embodied, but which form no part of the claimed design.

See application file for complete search history.

1 Claim, 7 Drawing Sheets



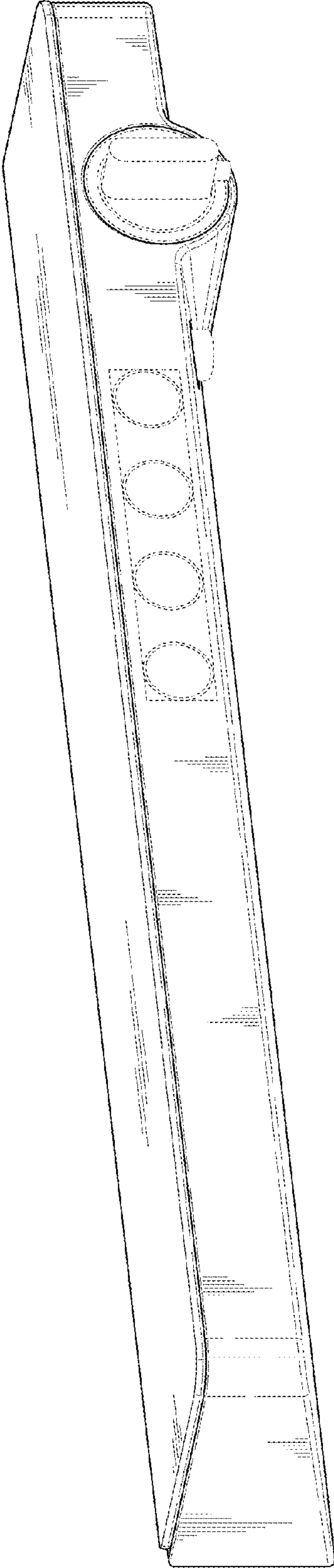


FIG. 1

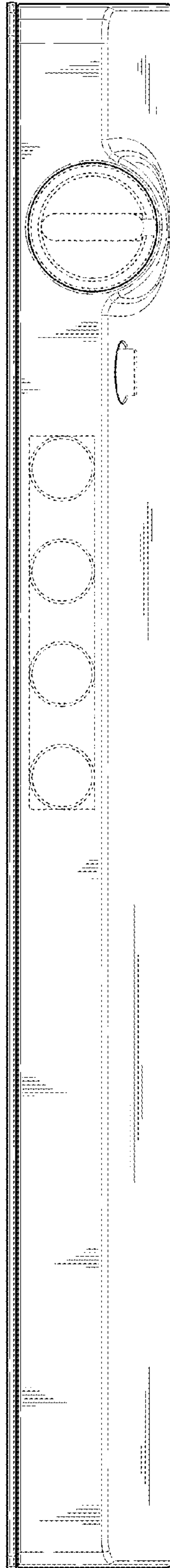


FIG. 2




FIG. 3

FIG. 4

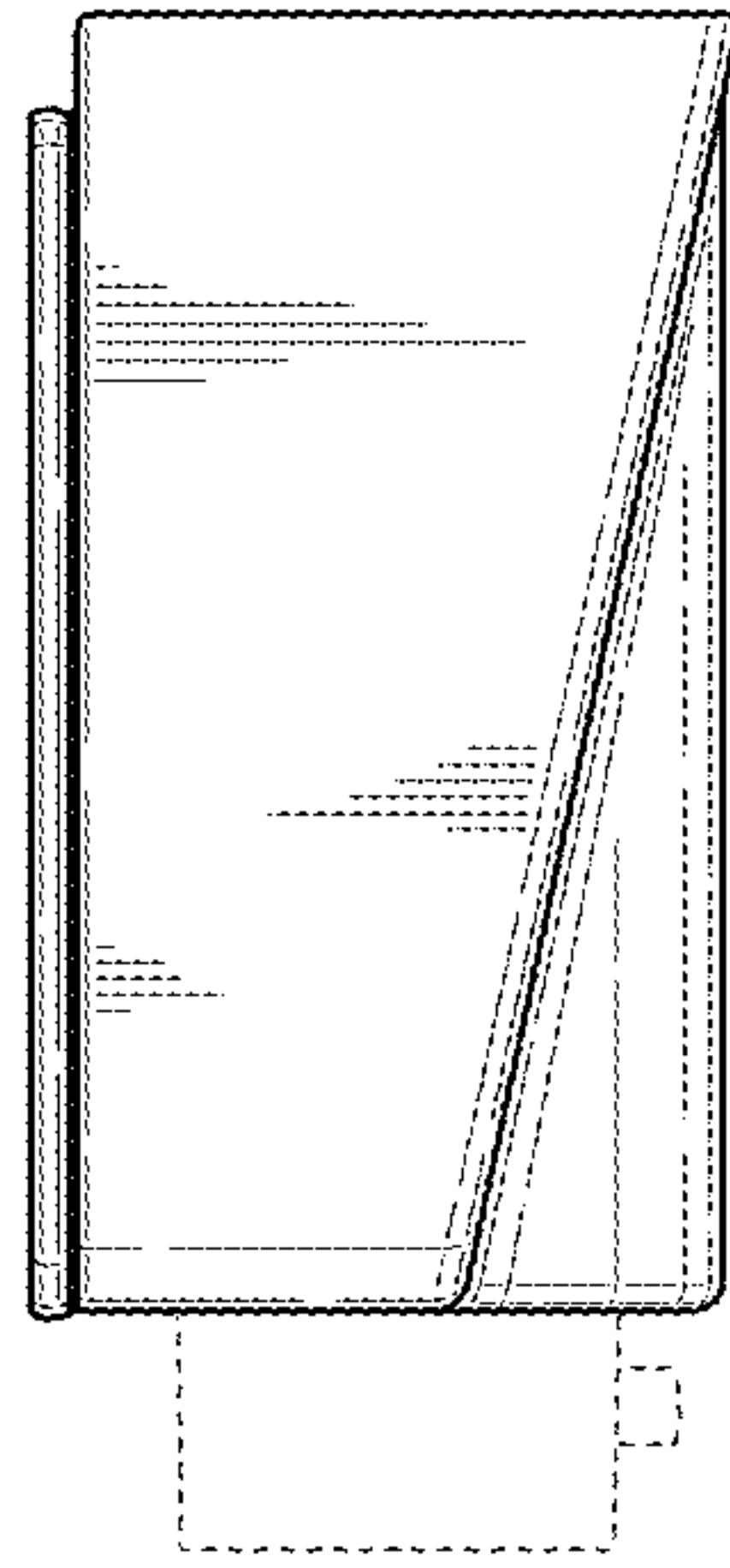
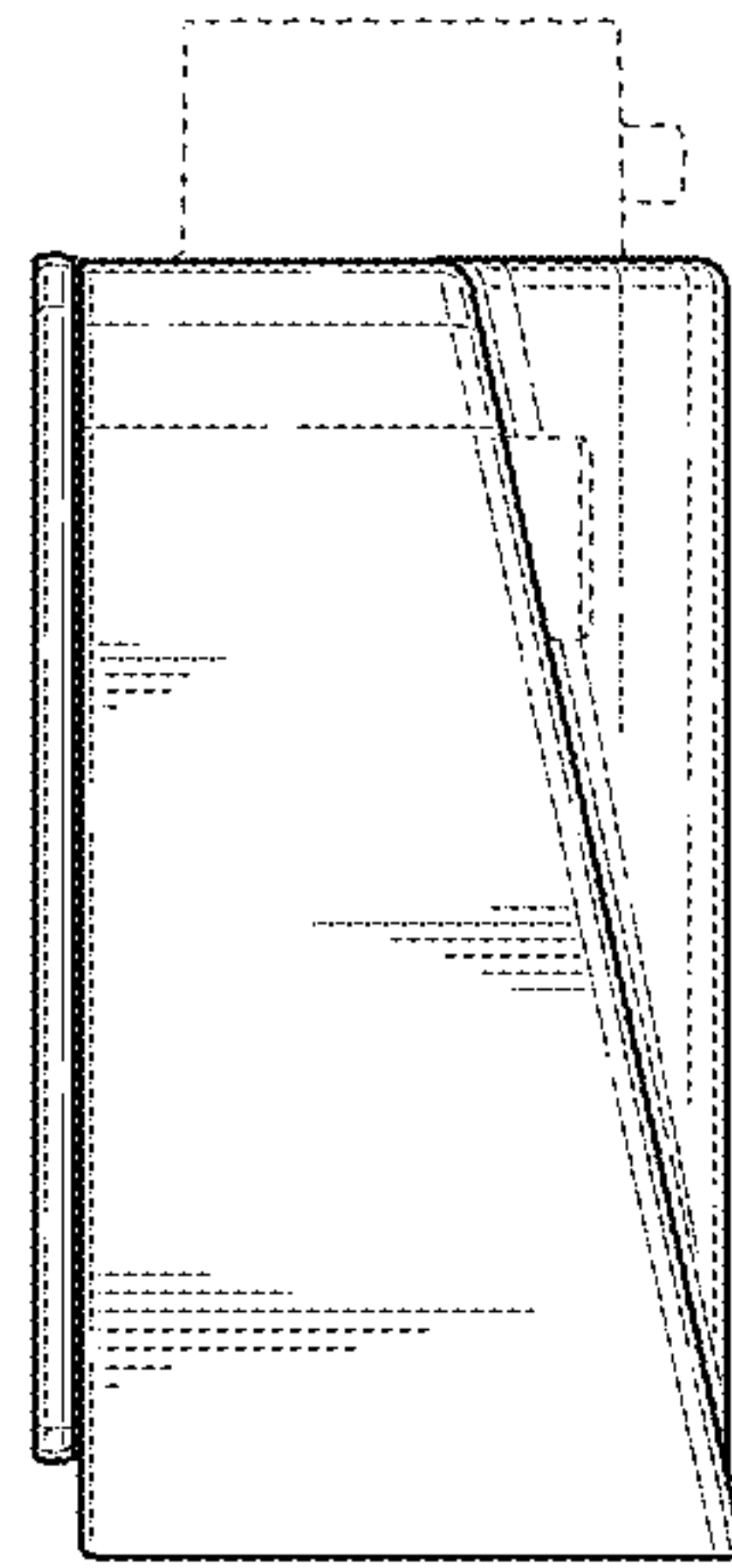


FIG. 5






FIG. 6



FIG. 7