



US00D761382S

(12) **United States Design Patent**  
**Curtis et al.**

(10) **Patent No.:** **US D761,382 S**  
(45) **Date of Patent:** **\*\* Jul. 12, 2016**

- (54) **FILTER CARTRIDGE**
- (71) Applicant: **Electrolux Home Products, Inc.**,  
Charlotte, NC (US)
- (72) Inventors: **Brent Aaron Curtis**, Terrell, NC (US);  
**Thomas McCollough**, Anderson, SC  
(US); **Benjamin Paul Shrader**,  
Charlotte, NC (US); **Nathan Cho**,  
Cornelius, NC (US)
- (73) Assignee: **Electrolux Home Products, Inc.**,  
Charlotte, NC (US)

D472,299	S	*	3/2003	Fritze	.....	D23/209
7,000,782	B2	*	2/2006	Walton	.....	B01D 29/15 210/232
D546,412	S	*	7/2007	Kennedy	.....	D23/209
D547,821	S	*	7/2007	Kennedy	.....	D23/207
D547,822	S	*	7/2007	Kennedy	.....	D23/207
D547,823	S	*	7/2007	Kennedy	.....	D23/207
8,177,976	B2	*	5/2012	Formica	.....	B01D 29/21 184/6.24
8,354,024	B2	*	1/2013	Ihle	.....	210/238
8,916,044	B2	*	12/2014	Rapin	.....	B01D 35/153 210/232
9,067,154	B1	*	6/2015	Branscomb	.....	B01D 35/306
D750,739	S	*	3/2016	Baird	.....	D23/209

\* cited by examiner

(\*\*) Term: **15 Years**

*Primary Examiner* — Robin V Webster

(21) Appl. No.: **29/527,438**

(74) *Attorney, Agent, or Firm* — Banner & Witcoff, Ltd.

(22) Filed: **May 19, 2015**

(51) **LOC (10) Cl.** ..... **23-01**

(52) **U.S. Cl.**  
USPC ..... **D23/209**

(58) **Field of Classification Search**  
USPC ..... D23/207, 209; D7/400; 210/232, 282,  
210/244, 238, 493.2; 285/360, 361  
CPC ..... C02F 1/003; B01D 35/30; B01D 35/153;  
B01D 35/157  
See application file for complete search history.

(56) **References Cited**

U.S. PATENT DOCUMENTS

2,165,163	A	*	7/1939	Waters	.....	F16L 37/113 285/361
2,170,010	A	*	8/1939	Conner	.....	B21D 51/38 222/400.7
4,871,455	A	*	10/1989	Terhune	.....	B01D 29/15 210/232

(57) **CLAIM**

The ornamental design for a filter cartridge, as shown and described.

**DESCRIPTION**

FIG. 1 is a perspective view for a filter cartridge showing our new design;  
FIG. 2 is a front view thereof with the rear view being a mirror image thereof with respect to the claimed region;  
FIG. 3 is a right side view thereof with the left side view being a mirror image thereof with respect to the claimed region;  
FIG. 4 is a top view thereof; and,  
FIG. 5 is a bottom view thereof.  
The broken line showing of the remainder of the filter cartridge is for environmental purposes only and forms no part of the claimed design.

**1 Claim, 2 Drawing Sheets**






FIG. 1



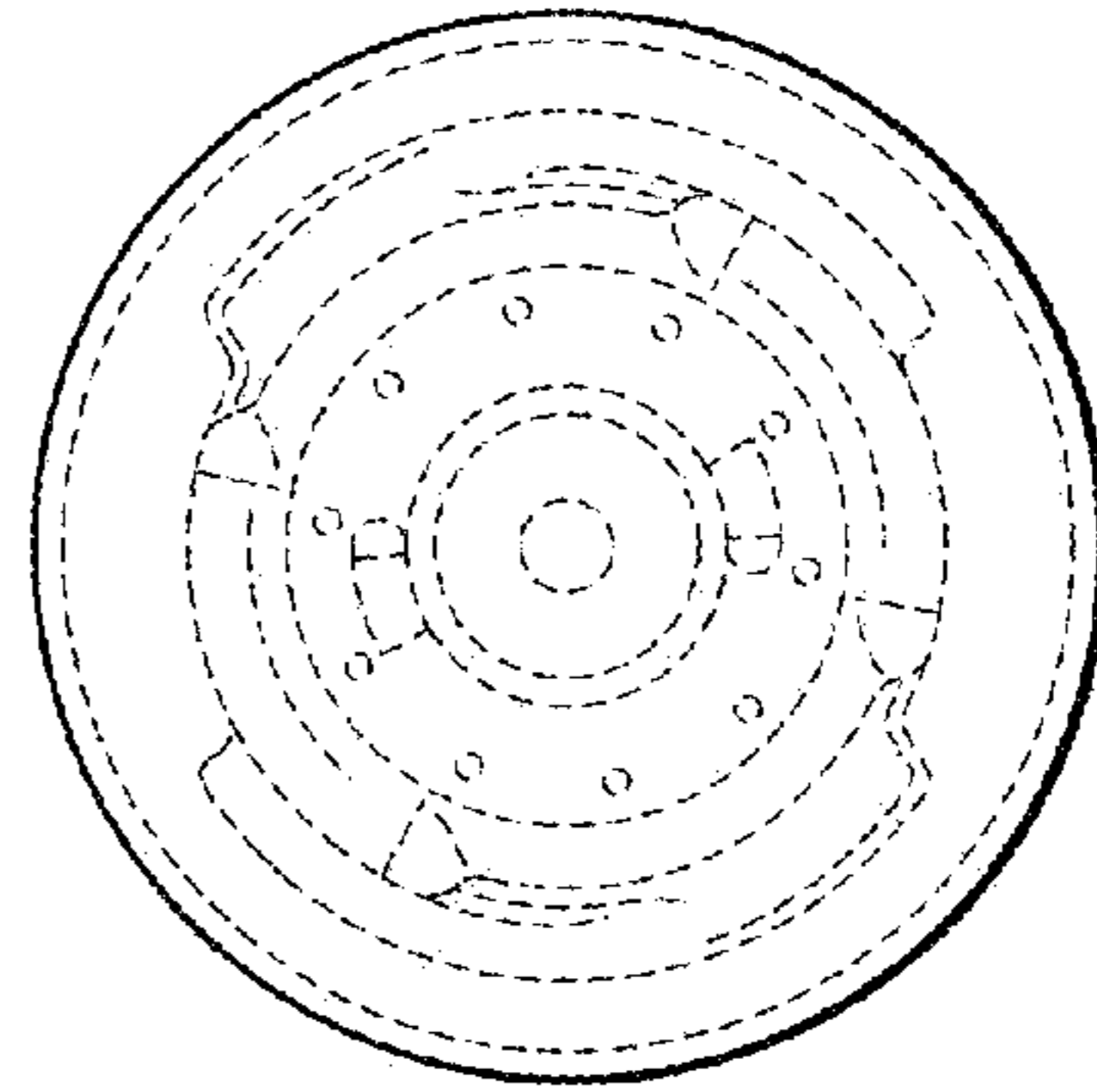


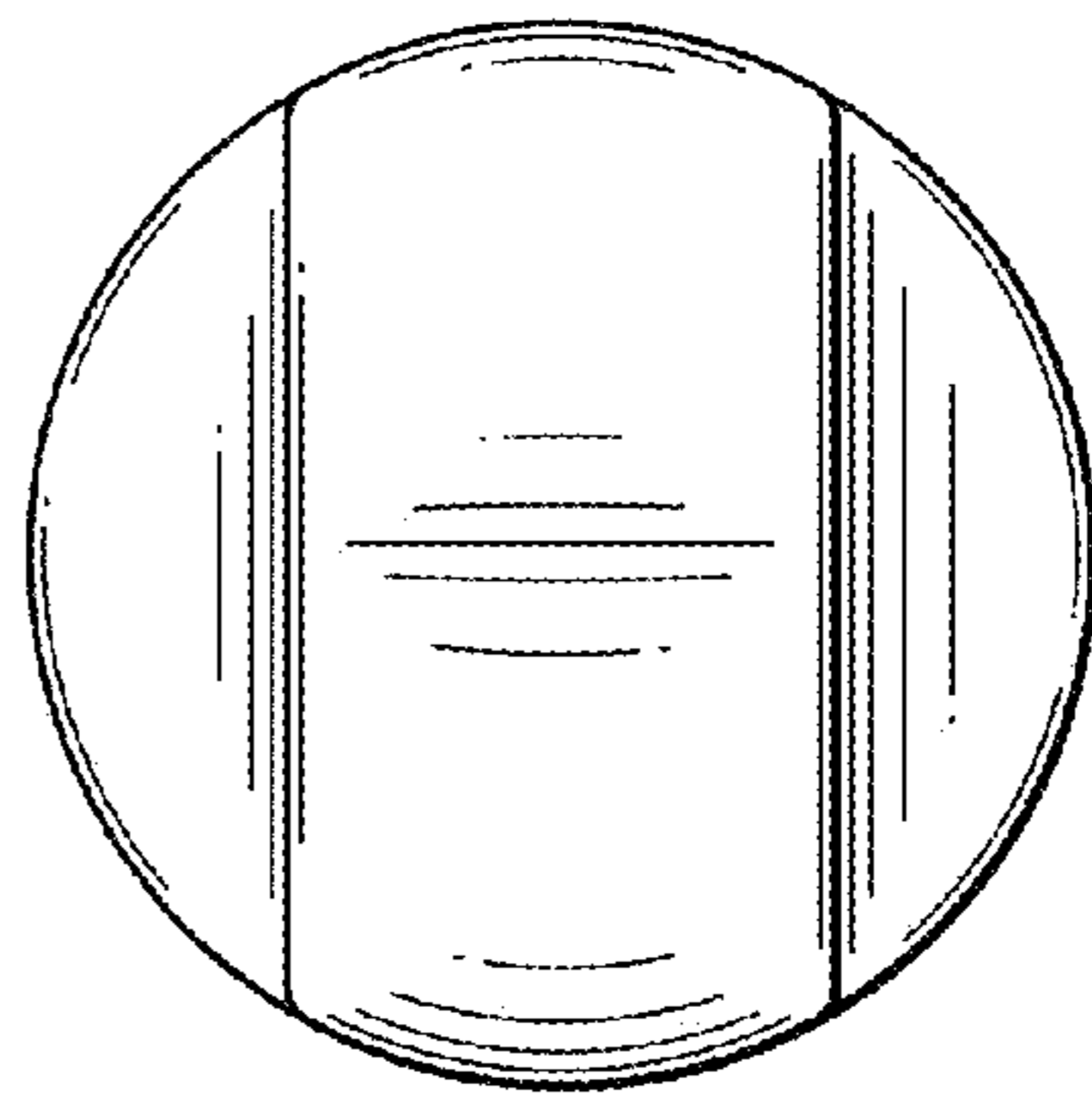
FIG. 2



*FIG. 3*



*FIG. 4*



*FIG. 5*