



US00D761366S

(12) **United States Design Patent**
Smith

(10) **Patent No.:** **US D761,366 S**
(45) **Date of Patent:** **** Jul. 12, 2016**

(54) **BALL WITH SURFACE ORNAMENTATION**

(71) Applicant: **NIKE, Inc.**, Beaverton, OR (US)

(72) Inventor: **Todd Smith**, West Linn, OR (US)

(73) Assignee: **NIKE, Inc.**, Beaverton, OR (US)

(**) Term: **14 Years**

(21) Appl. No.: **29/512,913**

(22) Filed: **Dec. 23, 2014**

(51) **LOC (10) Cl.** **21-02**

(52) **U.S. Cl.**

USPC **D21/707**

(58) **Field of Classification Search**

USPC D21/707-713

CPC A63B 37/00; A63B 37/0098; A63B 37/12;

A63B 37/14; A63B 39/00; A63B 39/06;

A63B 39/08; A63B 69/0073; A63B 69/0079;

A63B 69/0084; A63B 69/0086; A63B

69/3655; A63B 69/3688; A63B 41/00; A63B

41/08; A63B 43/00; A63B 43/002; A63B

43/06; A63B 43/007; A63B 43/008; A63B

2043/001; Y10S 273/20; Y10S 273/24

See application file for complete search history.

(56) **References Cited**

U.S. PATENT DOCUMENTS

D79,223	S	8/1929	Binnie	
D79,224	S	8/1929	Binnie	
D181,069	S *	9/1957	Senne	D21/713
D263,491	S	3/1982	Surridge	
D268,853	S	5/1983	Brine, Jr.	
5,354,053	A *	10/1994	Ratner et al.	473/596
D359,093	S *	6/1995	Shishido et al.	D21/713
5,490,047	A *	2/1996	O'Rourke et al.	473/570
D369,193	S *	4/1996	Imswiler	D21/713
D377,065	S *	12/1996	Soofi	D21/713
D452,721	S	1/2002	Sonntag	
6,805,350	B1 *	10/2004	Wu	273/157 R

D503,760	S *	4/2005	Chang	D21/712
D504,165	S *	4/2005	Kita et al.	D21/713
7,241,234	B2 *	7/2007	Eite	473/446
D554,200	S	10/2007	Cooper	
D556,275	S	11/2007	Crane et al.	
D558,285	S	12/2007	Avis et al.	
D575,364	S *	8/2008	Smith	D21/713
D591,370	S *	4/2009	Sandusky	D21/713
D603,470	S	11/2009	Smith	
D603,916	S *	11/2009	Smith et al.	D21/713
7,766,766	B2 *	8/2010	Savarese et al.	473/351
D629,057	S	12/2010	Smith	
D629,058	S *	12/2010	Smith	D21/713
8,360,906	B2 *	1/2013	Bevier	473/604
D697,566	S	1/2014	Smith	

(Continued)

FOREIGN PATENT DOCUMENTS

CN	301968371	*	6/2012
CN	302436398	*	5/2013

(Continued)

Primary Examiner — Catherine Tuttle

(74) *Attorney, Agent, or Firm* — Banner & Witcoff, Ltd.

(57) **CLAIM**

The ornamental design for a ball with surface ornamentation, as shown and described.

DESCRIPTION

FIG. 1 is a perspective view of a ball with surface ornamentation showing my new design;

FIG. 2 is a front view thereof;

FIG. 3 is a right side view thereof;

FIG. 4 is a rear view thereof;

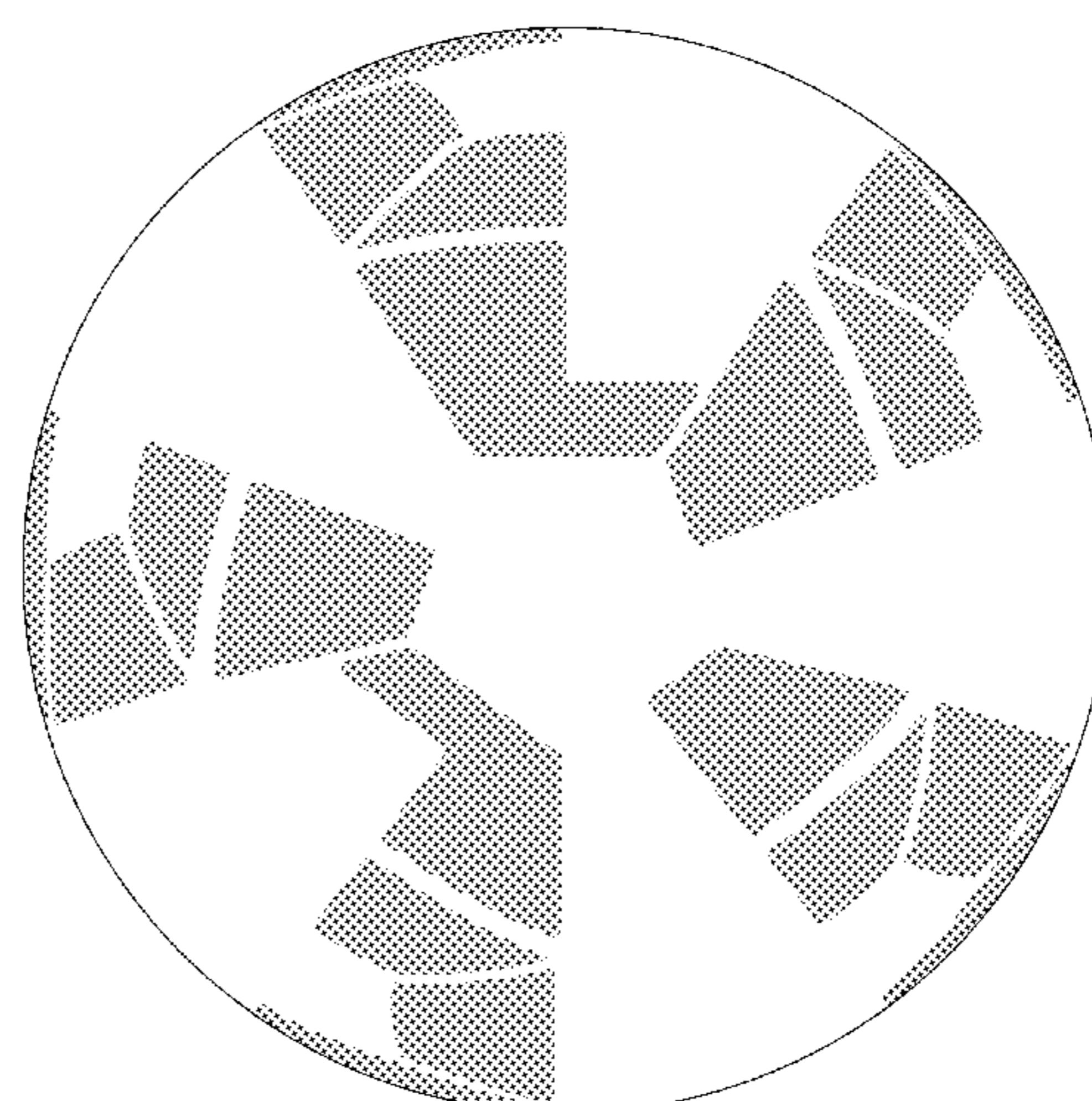

FIG. 5 is a left side view thereof;

FIG. 6 is a top view thereof; and,

FIG. 7 is a bottom view thereof.

The grey fill represents a surface contrast consonant with the visual appearance shown in the drawings.

1 Claim, 7 Drawing Sheets



US D761,366 S

Page 2

(56)

References Cited

2009/0062043 A1* 3/2009 Wellington, Jr. 473/604

U.S. PATENT DOCUMENTS

FOREIGN PATENT DOCUMENTS

D702,301 S * 4/2014 Otto D21/713
D729,890 S * 5/2015 Smith D21/713
2007/0010360 A1* 1/2007 Chang 473/598
2007/0049434 A1* 3/2007 Maziarz et al. 473/604

CN 303000713 * 11/2014
EM 002039263-0001 * 5/2012

* cited by examiner



FIG. 1



FIG. 2



FIG. 3



FIG. 4



FIG. 5




FIG. 6




FIG. 7