

US00D761358S

(12) **United States Design Patent**  
**Nishida**

(10) **Patent No.:** **US D761,358 S**  
(45) **Date of Patent:** **\*\* Jul. 12, 2016**

(54) **CAP FOR WRITING INSTRUMENTS**

(71) Applicant: **Mitsubishi Pencil Company, Limited,**  
Tokyo (JP)

(72) Inventor: **Tsuyoshi Nishida,** Tokyo (JP)

(73) Assignee: **MITSUBISHI PENCIL COMPANY,**  
**LIMITED,** Tokyo (JP)

(\*\*) Term: **14 Years**

(21) Appl. No.: **29/516,509**

(22) Filed: **Feb. 3, 2015**

(30) **Foreign Application Priority Data**

Aug. 8, 2014 (JP) ..... 2014-017386

(51) **LOC (10) CL.** ..... **19-06**

(52) **U.S. CL.**  
USPC ..... **D19/195; D19/932**

(58) **Field of Classification Search**  
USPC ..... D14/411; D19/115–204  
CPC ..... B43K 5/00; B43K 5/005; B43K 7/00;  
B43K 7/10; B43K 7/12; B43K 8/04  
See application file for complete search history.

(56) **References Cited**

**U.S. PATENT DOCUMENTS**

- 2,479,414 A \* 8/1949 Sanbonmatsu ..... B43K 5/17  
401/107
- 2,538,294 A \* 1/1951 Claret ..... B43K 25/022  
24/11 F
- 2,655,702 A \* 10/1953 Gorman ..... B43K 25/022  
24/11 P
- D443,642 S \* 6/2001 Tsuchikura ..... D19/117
- D445,827 S \* 7/2001 Stropkay ..... D19/164

- D469,807 S \* 2/2003 Andrews ..... D19/197
- D472,574 S \* 4/2003 Andrews ..... D19/169
- D474,238 S \* 5/2003 Andrews ..... D19/168
- D482,724 S \* 11/2003 Nishida ..... D19/166
- D496,961 S \* 10/2004 Daida ..... D19/164
- D507,299 S \* 7/2005 Qiu ..... D19/167
- D526,022 S \* 8/2006 Qiu ..... D19/168
- D526,683 S \* 8/2006 Qiu ..... D19/195
- D540,384 S \* 4/2007 Qiu ..... D19/166
- D552,675 S \* 10/2007 Zhang ..... D19/168
- D553,191 S \* 10/2007 Qiu ..... D19/167
- D562,395 S \* 2/2008 Qiu ..... D19/168
- D577,070 S \* 9/2008 Qiu ..... D19/168
- D678,945 S \* 3/2013 Jiang ..... D19/164
- D679,328 S \* 4/2013 Jiang ..... D19/195
- D695,827 S \* 12/2013 Xie ..... D19/168
- D695,832 S \* 12/2013 Xie ..... D19/195

\* cited by examiner

*Primary Examiner* — Elizabeth Albert

(74) *Attorney, Agent, or Firm* — Andrew F. Young, Esq.;  
Lackenbach Siegel, LLP

(57) **CLAIM**

The ornamental design for a cap for writing instruments, as shown and described.

**DESCRIPTION**

FIG. 1 is a front perspective view of the invention.  
 FIG. 2 is a front elevation view of FIG. 1.  
 FIG. 3 is a right side elevation view of FIG. 1, the left side elevation view being a mirror image thereof.  
 FIG. 4 is a rear elevation view of FIG. 1.  
 FIG. 5 is a top plan view of FIG. 1  
 FIG. 6 is a bottom plan view of FIG. 1; and,  
 FIG. 7 is a sectional view taken along the line 7-7 in FIG. 2.  
 The broken lines in the drawings are included to show portions of the cap that form no part of the claimed design.

**1 Claim, 4 Drawing Sheets**

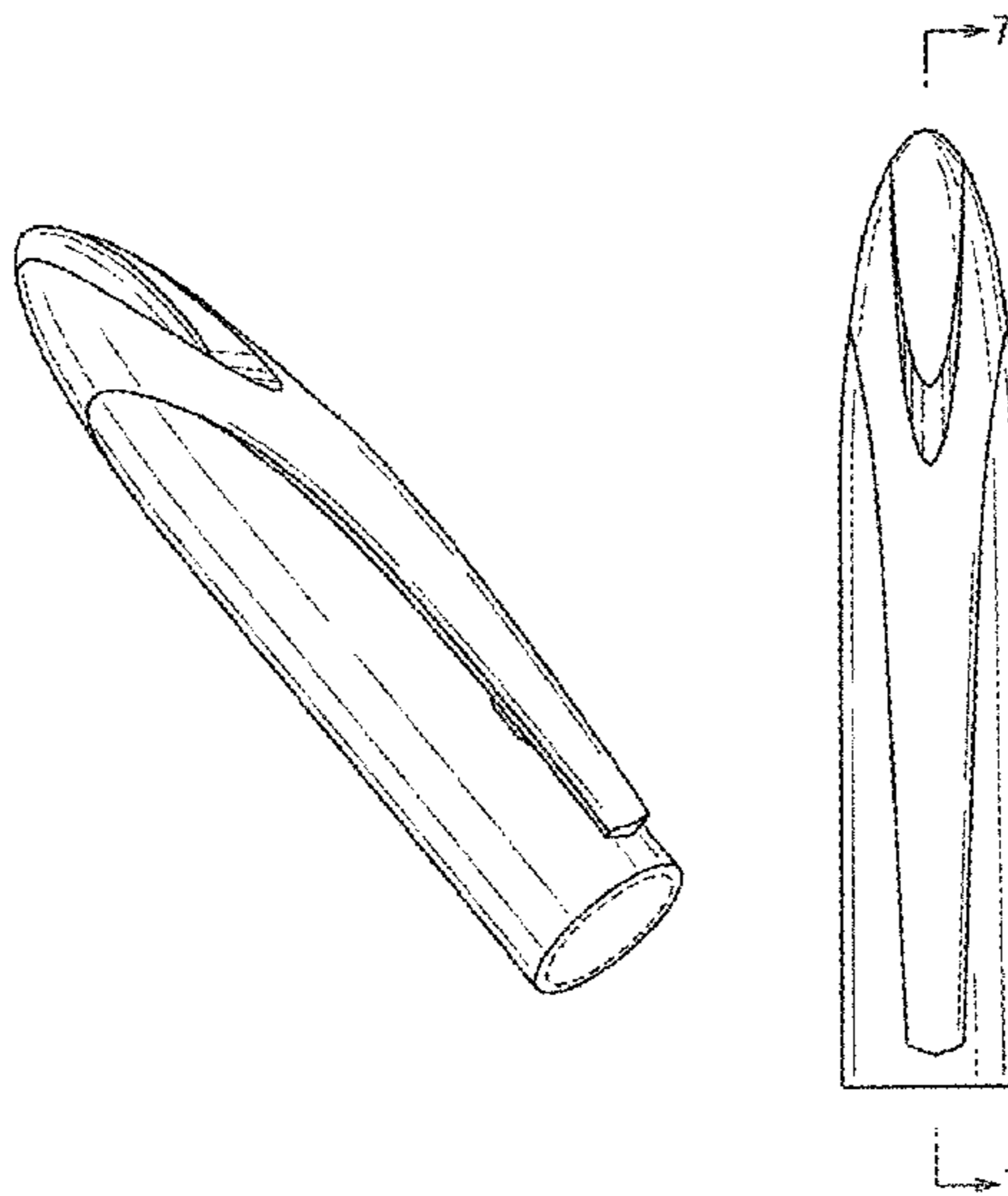


FIG. 1

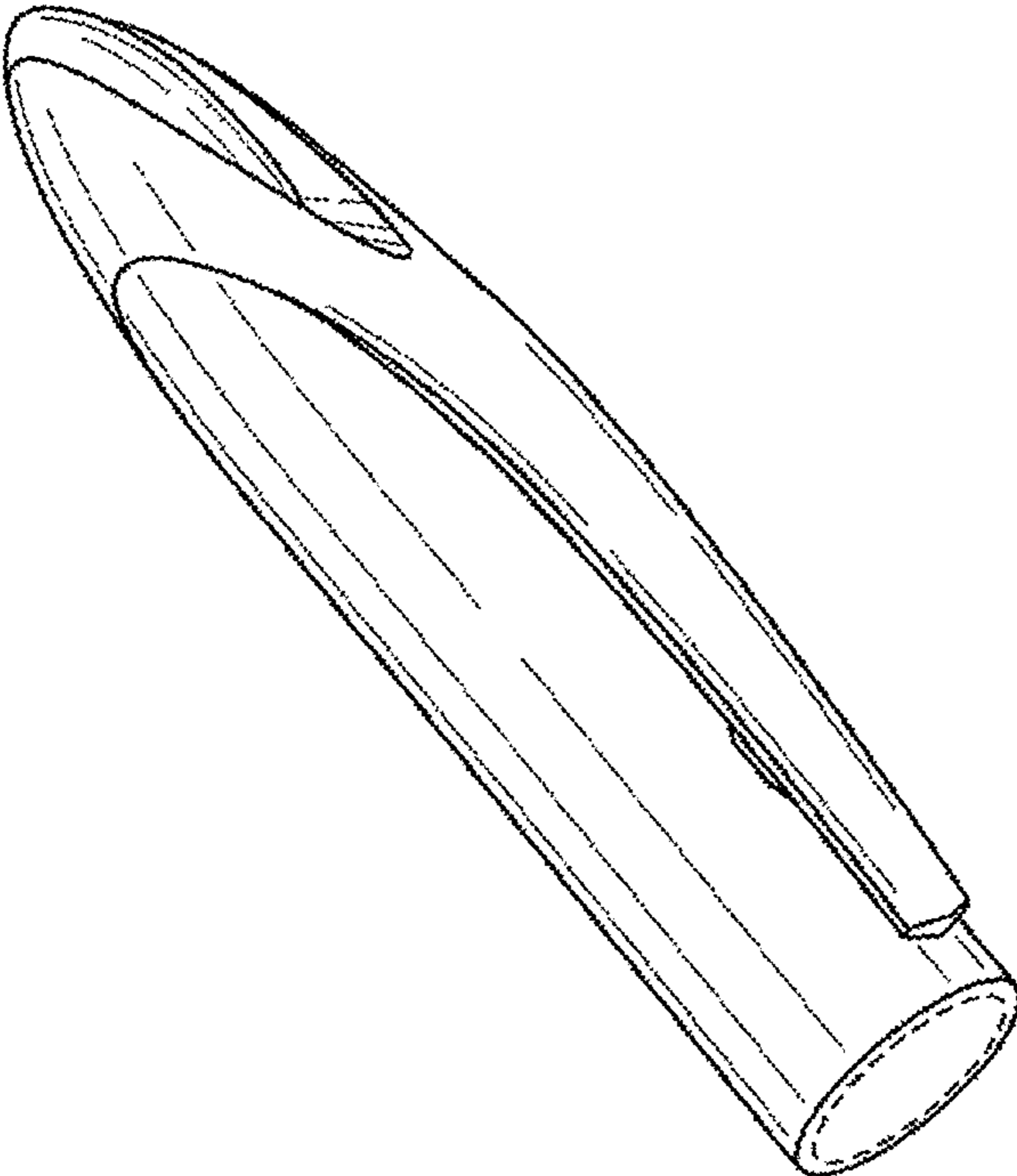


FIG. 2




FIG. 3

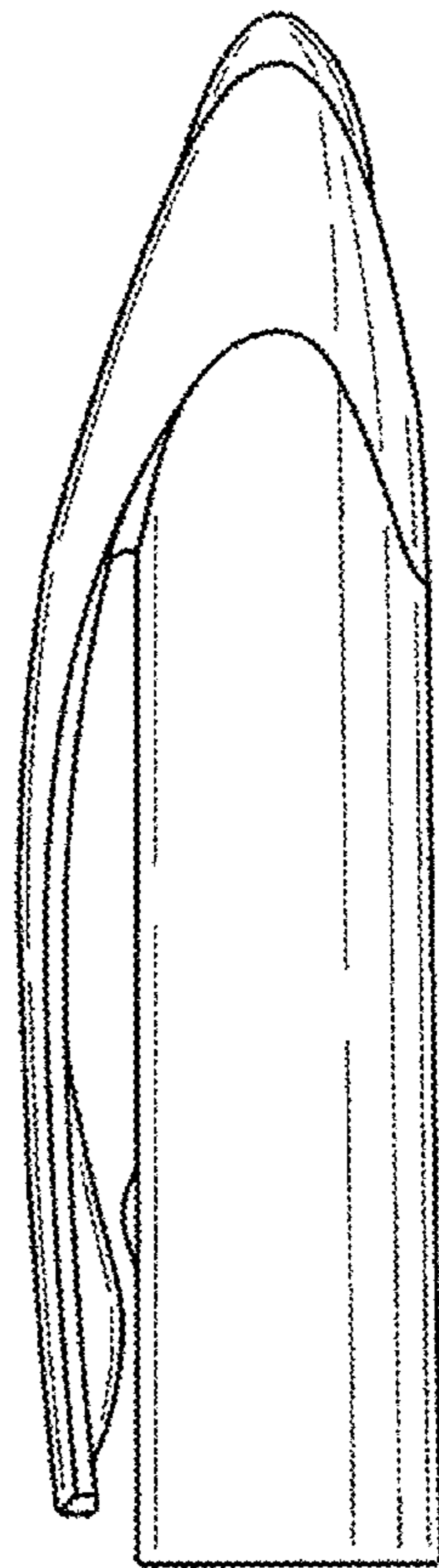


FIG. 4




FIG. 5

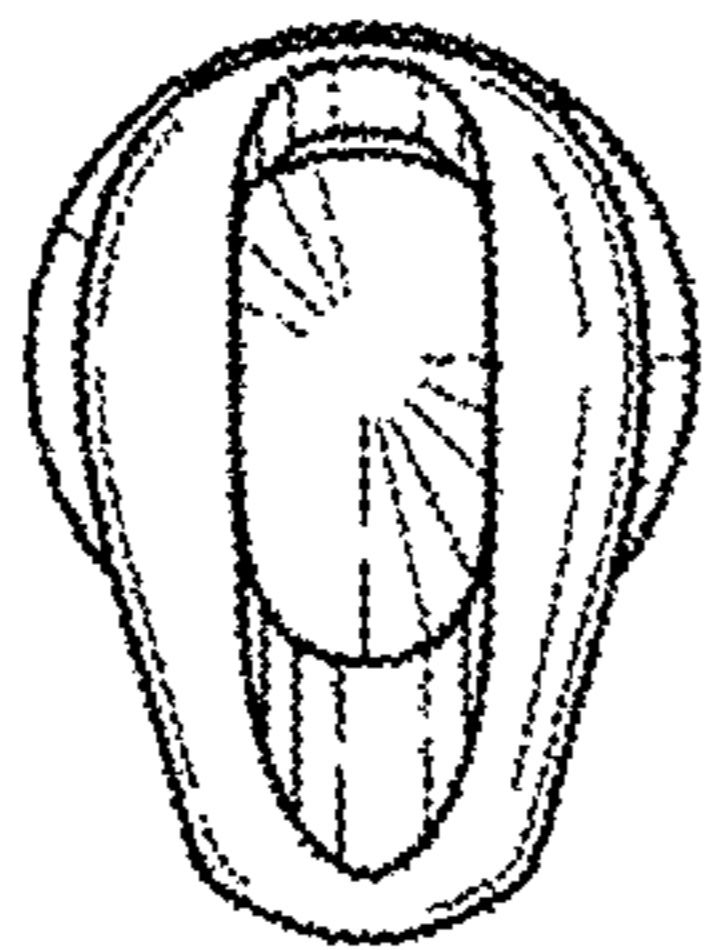


FIG. 6

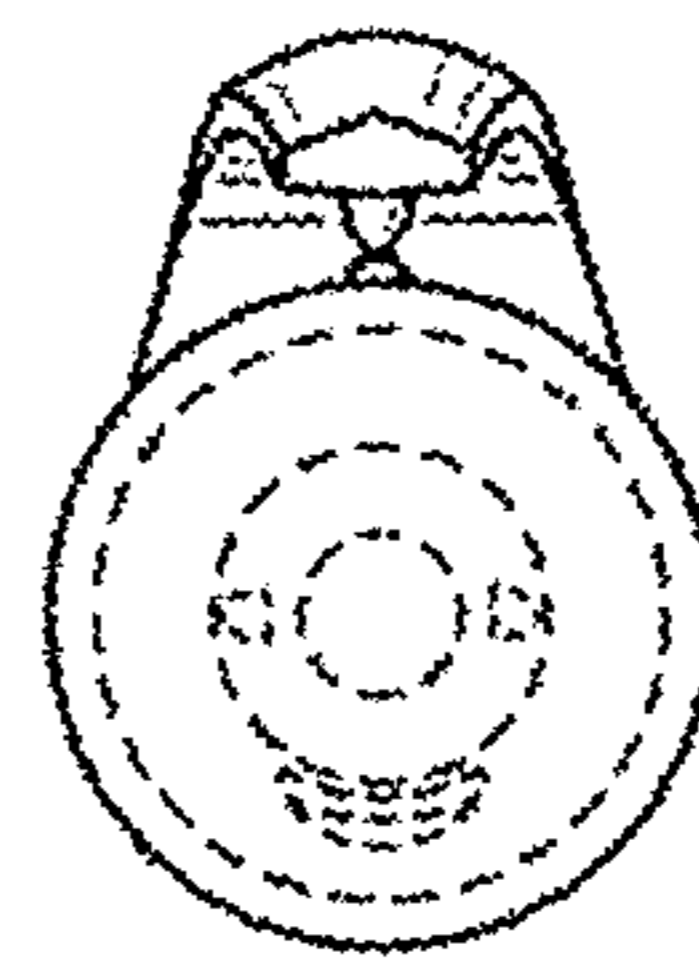


FIG. 7

