



US00D761357S

(12) **United States Design Patent**
Lehmann et al.

(10) **Patent No.:** **US D761,357 S**
(45) **Date of Patent:** **** Jul. 12, 2016**

- (54) **STAMP HOUSING**
- (71) Applicant: **Adminimum AG**, St. Niklausen (CH)
- (72) Inventors: **Annette Lehmann**, St. Niklausen (CH);
Mario Tronza, Bienne (CH)
- (73) Assignee: **ADMINIMUM AG**, St. Niklausen (CH)
- (**) Term: **15 Years**
- (21) Appl. No.: **29/545,528**
- (22) Filed: **Nov. 13, 2015**

4,763,854 A	8/1988	Borowski	
D333,156 S	2/1993	Peersmann	
D400,586 S	11/1998	Yuen	
D417,237 S	11/1999	Packard et al.	
D436,131 S	1/2001	Lau	
D456,449 S	4/2002	Dunshee et al.	
D495,349 S	8/2004	Zilka et al.	
D541,348 S	4/2007	Mandel	
D543,244 S	5/2007	Tsuruha	
D568,692 S *	5/2008	Lam	D7/629
D571,405 S	6/2008	Boulais	
D586,676 S	2/2009	Wagner et al.	
D590,444 S	4/2009	Farnworth et al.	
D593,610 S	6/2009	Cirulli et al.	
D602,529 S	10/2009	Kokaisel et al.	
D603,902 S	11/2009	Greaves	
D614,701 S *	4/2010	Magid	D19/73
D619,171 S	7/2010	Hagens et al.	
D626,000 S *	10/2010	Chertoff	D9/451

Related U.S. Application Data

- (62) Division of application No. 29/472,990, filed on Nov. 18, 2013, now Pat. No. Des. 750,170.

Foreign Application Priority Data

- May 17, 2013 (CH) 1399/18
- (51) **LOC (10) Cl.** **19-02**
- (52) **U.S. Cl.**
USPC **D19/67**

(58) **Field of Classification Search**

USPC D19/70, 69, 36, 68; 242/588.6, 588.2;
225/77, 6, 56, 39, 26, 25, 19, 11, 34;
206/411; 156/577, 527, 523
CPC B65H 35/0026; B65H 35/0073; B65H
35/003; B65H 35/007; B26F 3/02
See application file for complete search history.

(56) **References Cited**

U.S. PATENT DOCUMENTS

D144,391 S	4/1946	Krueger
D246,659 S	12/1977	Vailati
D274,825 S	7/1984	Lissoni
D293,338 S	12/1987	Evenson

(Continued)

Primary Examiner — Austin Murphy

(74) *Attorney, Agent, or Firm* — McCormick, Paulding & Huber LLP

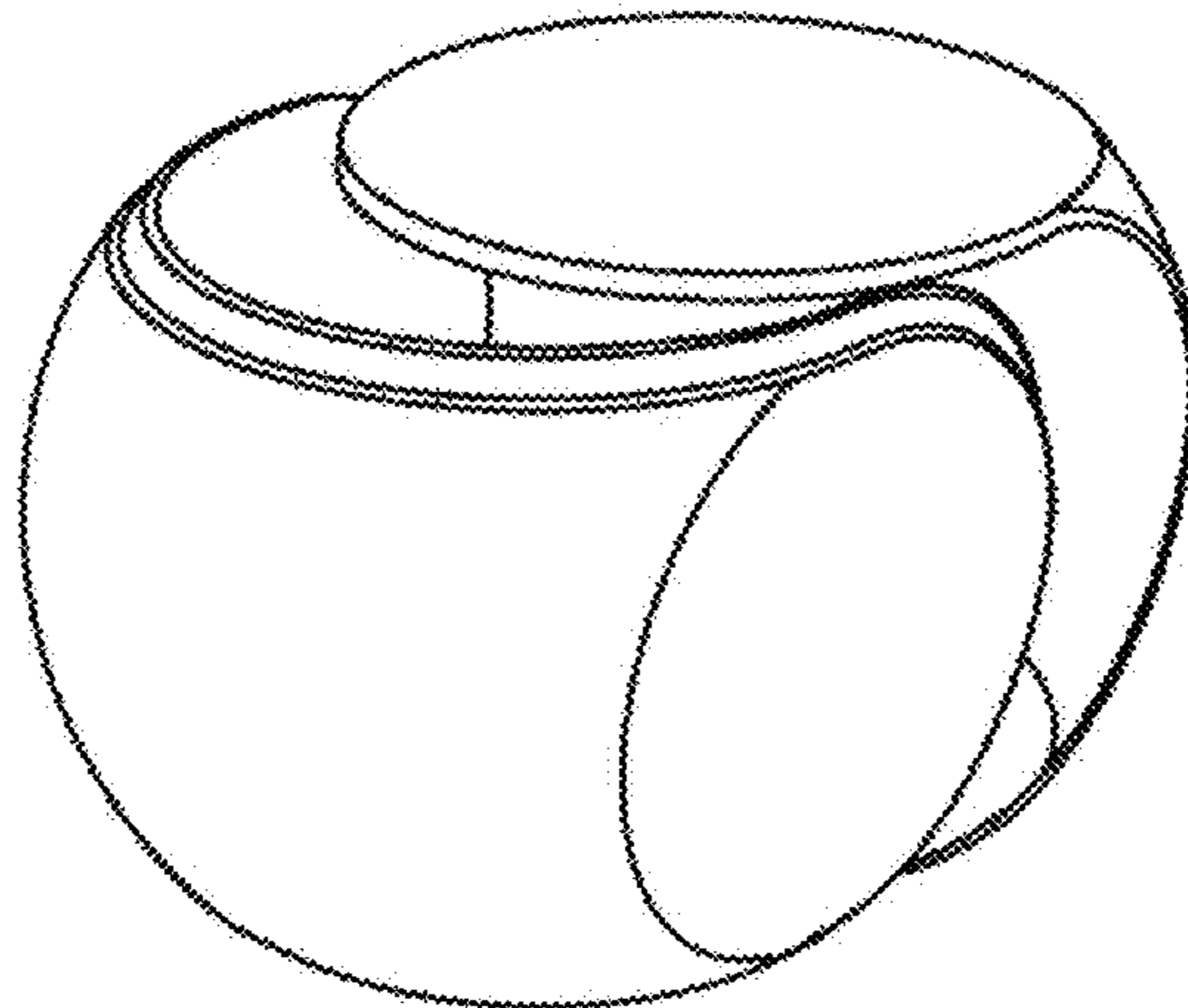
(57) **CLAIM**

The ornamental design for a stamp housing, substantially as shown.

DESCRIPTION

FIG. 1 is a top view of a stamp housing of a new, original and ornamental design;
 FIG. 2 is a top, front, left-hand side perspective view thereof;
 FIG. 3 is a front view thereof;
 FIG. 4 is a left-hand side view with the right-hand side view being a mirror image thereof;
 FIG. 5 is a top, front, left-hand side perspective view shown in an open position thereof;
 FIG. 6 is a top view shown in an open position thereof; and,
 FIG. 7 is a left-hand side view shown in an open position thereof.

1 Claim, 2 Drawing Sheets



(56)

References Cited

U.S. PATENT DOCUMENTS

D638,880 S 5/2011 Rashid et al.
D647,373 S 10/2011 Pourian et al.
D647,565 S * 10/2011 Pourian D19/69
D648,186 S 11/2011 Pourian et al.
D656,548 S * 3/2012 Packard D19/69
D671,596 S * 11/2012 Ruthe-Steinsiek D19/69
D681,118 S * 4/2013 Mueller D19/69
D682,941 S 5/2013 Nash et al.

D694,963 S 12/2013 Daniels
8,720,763 B2 5/2014 Kuehn et al.
D708,667 S * 7/2014 Carrington D19/69
D713,452 S * 9/2014 Goldmeier D19/69
D720,807 S * 1/2015 Jianvarakul D19/69
8,978,594 B2 3/2015 Daniels et al.
D730,444 S 5/2015 Hansen et al.
D748,484 S * 2/2016 Lavigne D9/435
D750,170 S * 2/2016 Lehmann D19/67
2010/0313770 A1 12/2010 Lehmann
2014/0090570 A1 4/2014 Amgwerd et al.

* cited by examiner

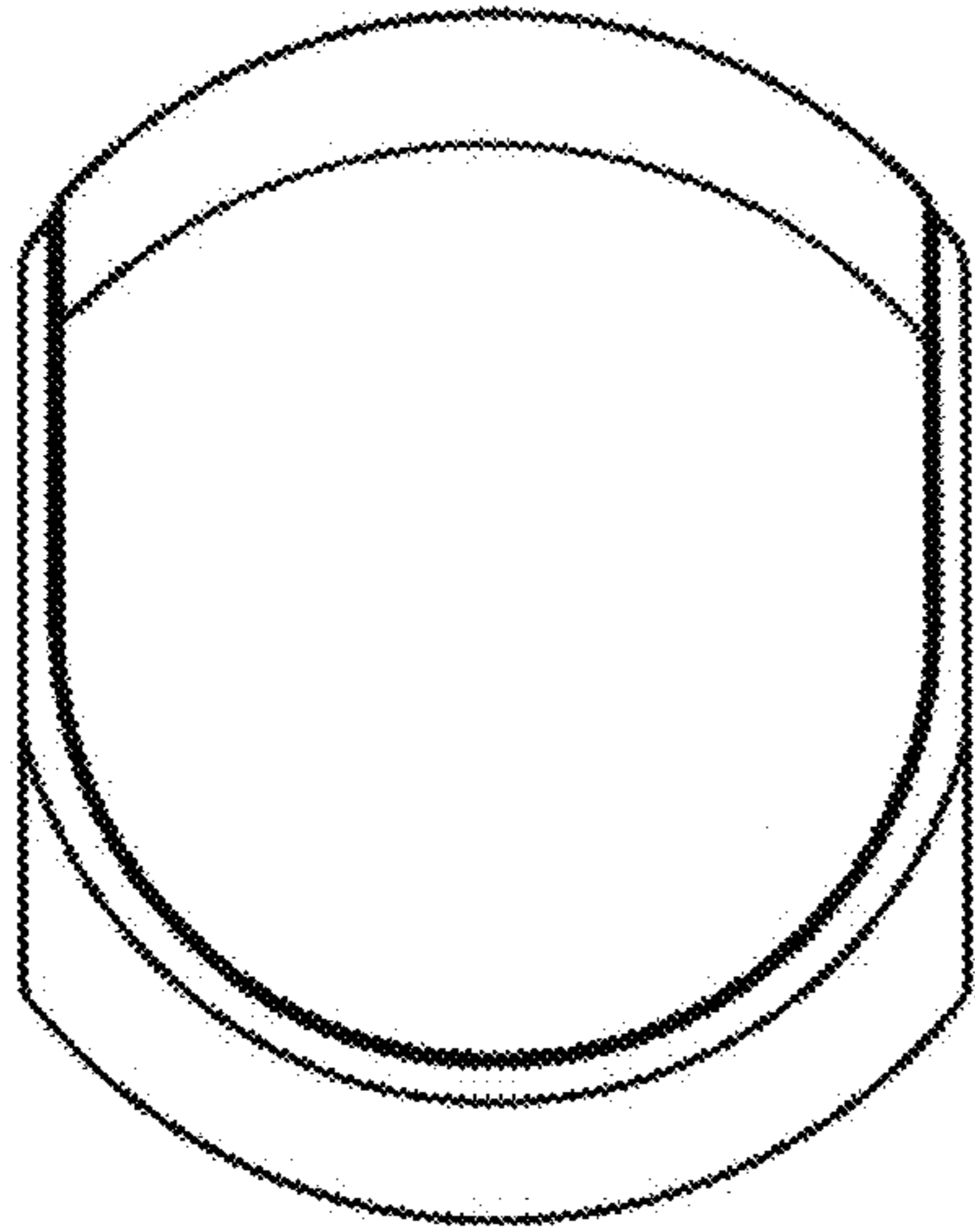


FIG. 1

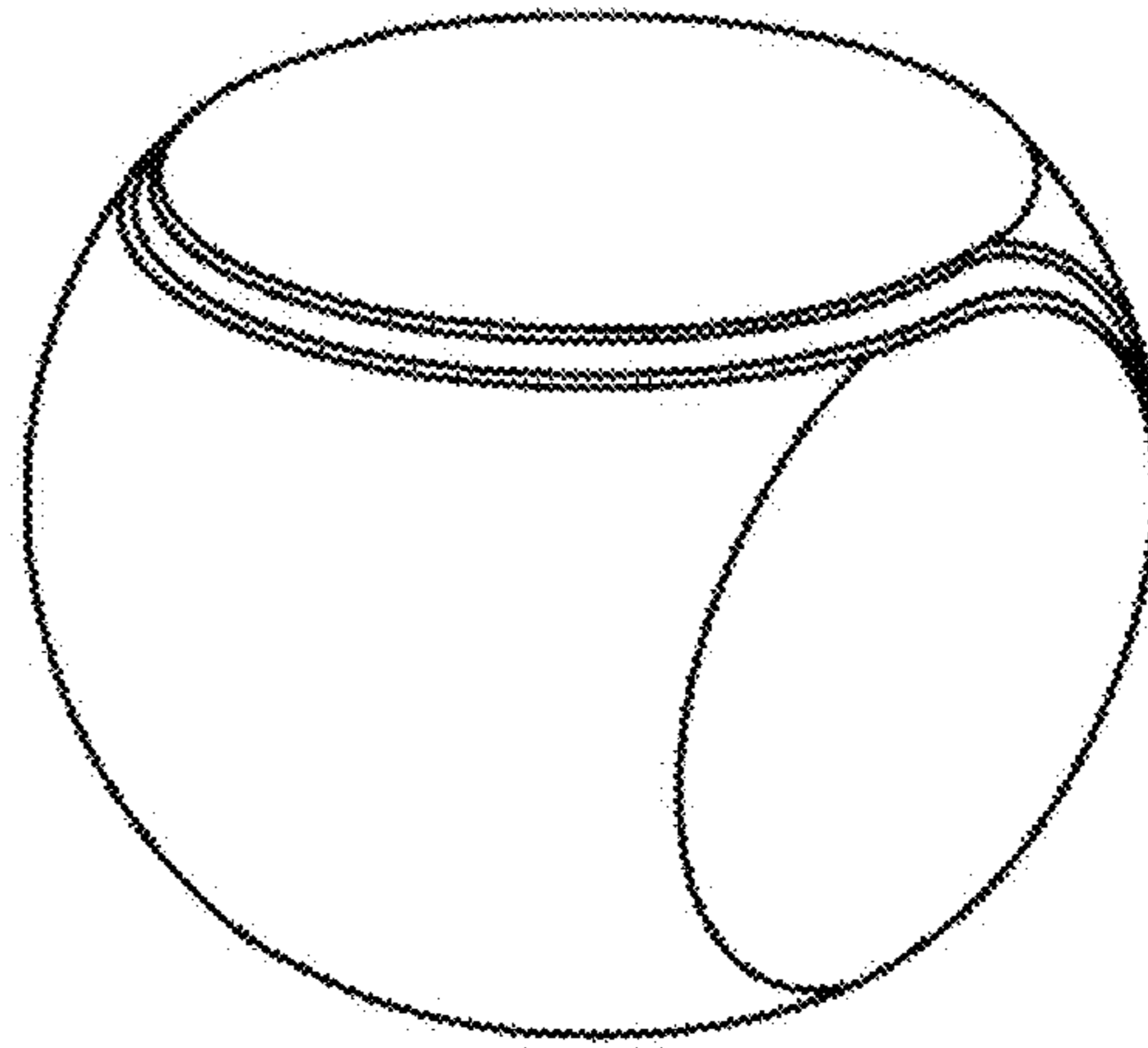


FIG. 2




FIG. 3

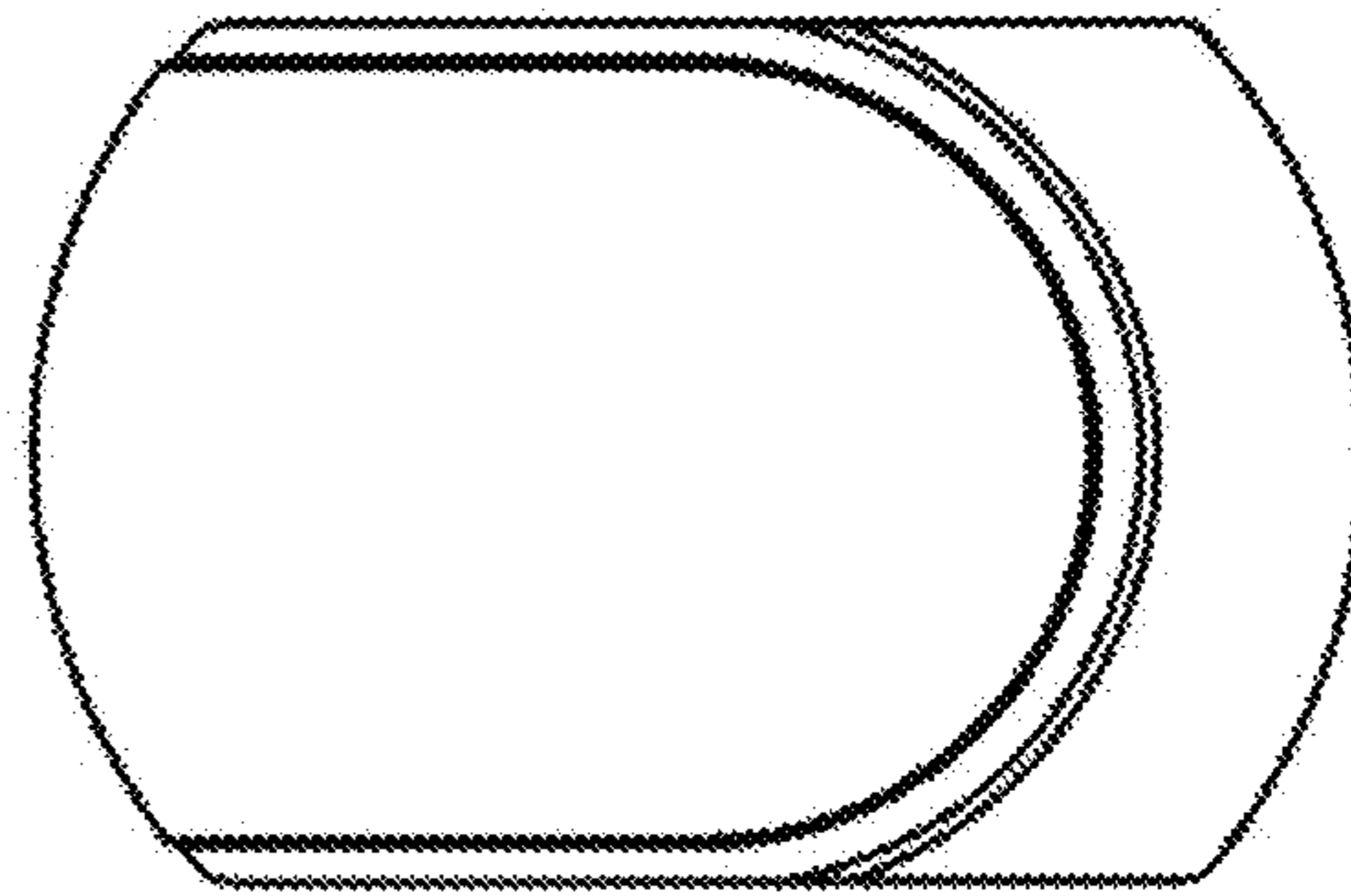


FIG. 4

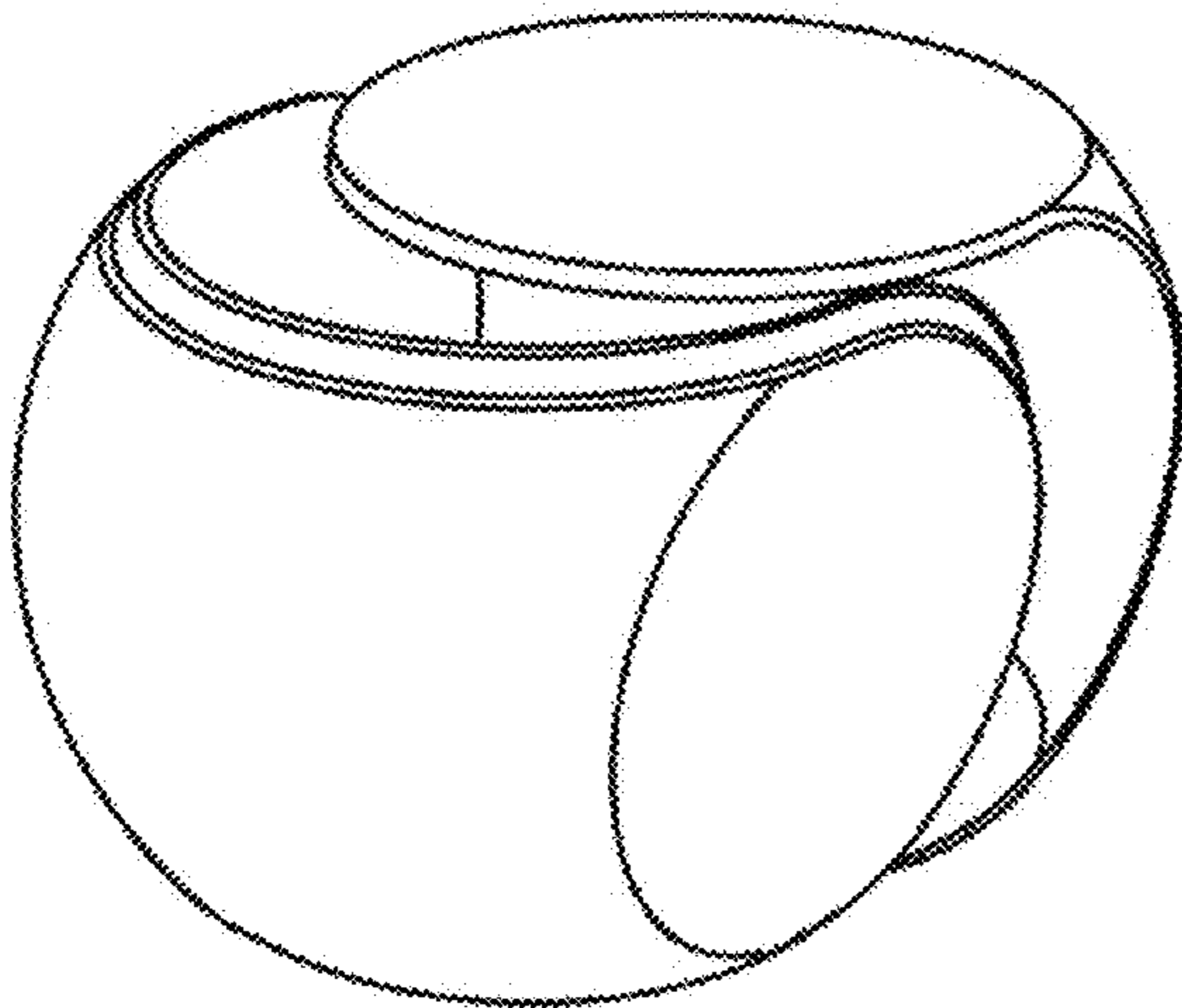


FIG. 5

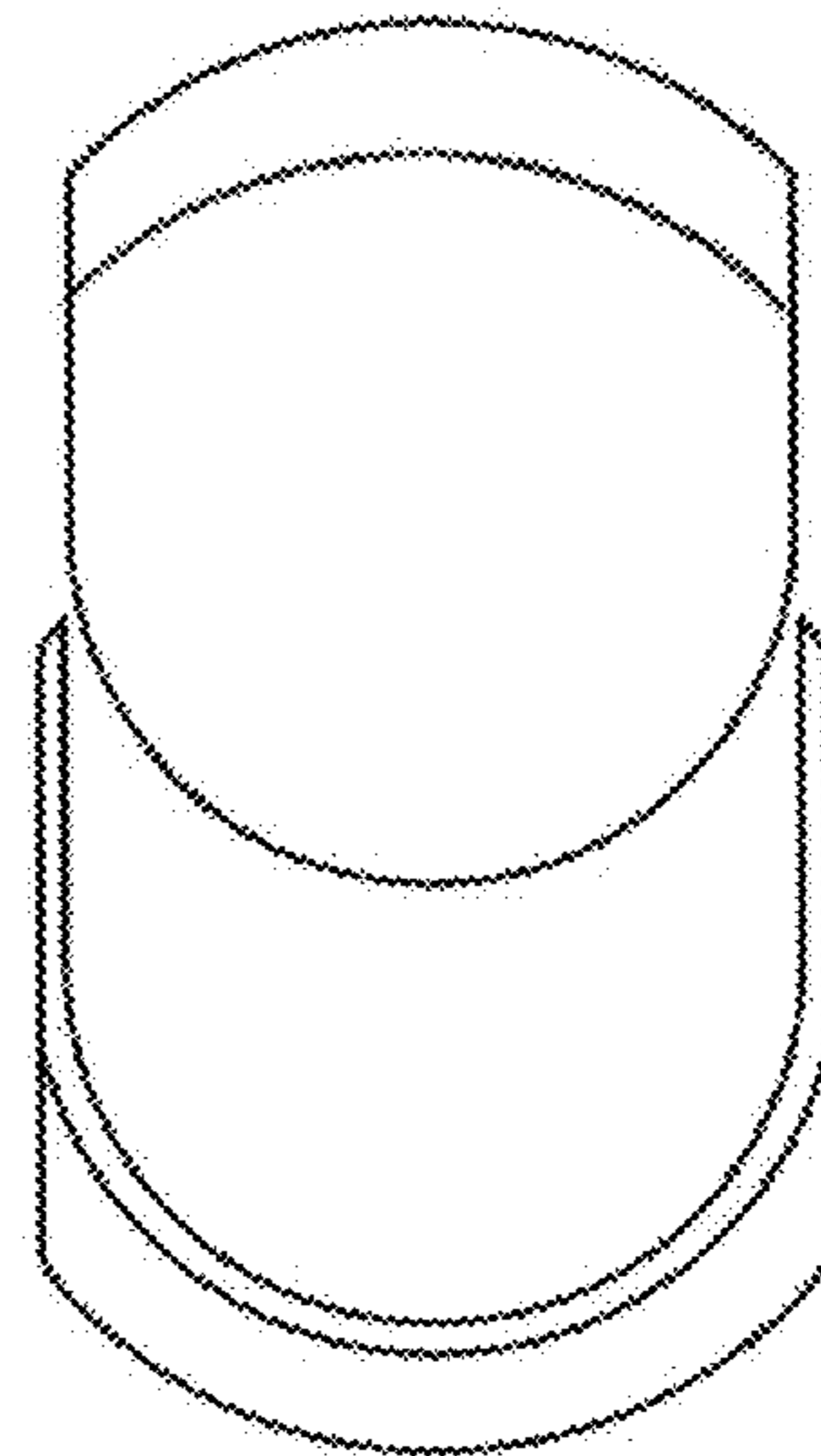


FIG. 6

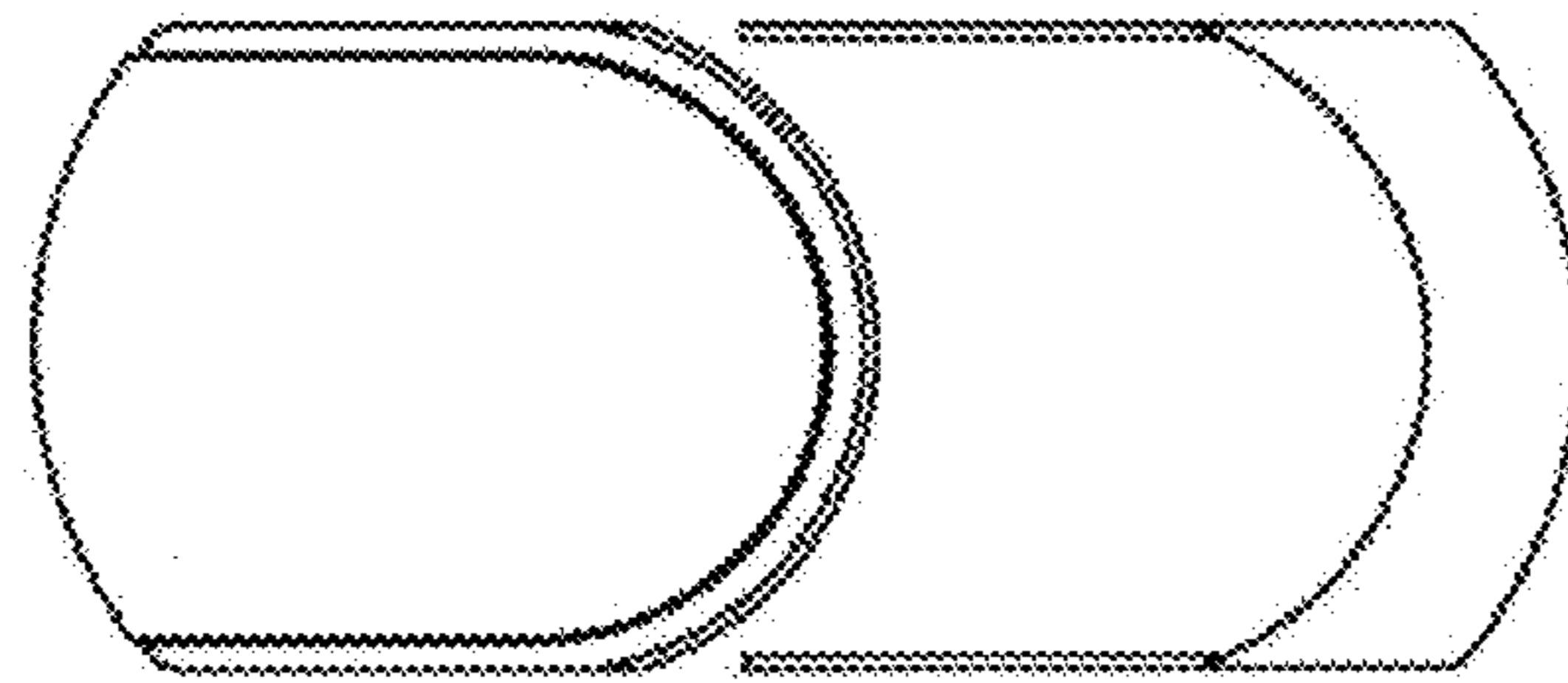


FIG. 7