



US00D761308S

(12) **United States Design Patent**
Jewitt

(10) **Patent No.:** **US D761,308 S**
(45) **Date of Patent:** **** Jul. 12, 2016**

(54) **DISPLAY SCREEN OR PORTION THEREOF WITH DEVICE MANAGEMENT FUNCTION ICON**

(71) Applicant: **Xerox Corporation**, Norwalk, CT (US)

(72) Inventor: **Shane Jewitt**, Webster, NY (US)

(73) Assignee: **XEROX CORPORATION**, Norwalk, CT (US)

(**) Term: **14 Years**

(21) Appl. No.: **29/502,761**

(22) Filed: **Sep. 19, 2014**

(51) **LOC (10) Cl.** **14-04**

(52) **U.S. Cl.**
USPC **D14/489**

(58) **Field of Classification Search**
USPC D14/485–495
CPC ... G06F 3/048; G06F 3/0481; G06F 3/04812;
G06F 3/04817; G06F 3/0482; G06F 3/0483;
G06F 3/0484; G06F 3/04842; G06F 3/0485;
G06F 3/04855; G06F 3/04886; H04N 5/00;
H04N 5/4403; H04N 21/00; H04N 21/234;
H04N 21/431; H04N 21/4312; H04N 21/4314;
H04N 21/4316

See application file for complete search history.

(56) **References Cited**

U.S. PATENT DOCUMENTS

D425,499 S * 5/2000 Millington D14/488
D441,763 S * 5/2001 Kahn D14/488
D597,098 S * 7/2009 Su D14/485
7,941,786 B2 * 5/2011 Scott H04N 5/4403
707/770
7,985,134 B2 * 7/2011 Ellis H04N 5/44543
273/244
D658,679 S * 5/2012 Davydov D14/489
D660,315 S * 5/2012 Anzures D14/489

D688,693 S * 8/2013 Anzures D14/489
D689,887 S * 9/2013 Meng D14/486
D689,888 S * 9/2013 Meng D14/486
D690,309 S * 9/2013 Wenz D14/485
D690,315 S * 9/2013 Meng D14/486
D690,316 S * 9/2013 Meng D14/486
9,041,730 B2 * 5/2015 Johnson A61B 5/14532
345/428
D740,323 S * 10/2015 Evans D14/493
D741,900 S * 10/2015 Yang D14/489

OTHER PUBLICATIONS

“Contact Us App for Xerox MFPS.” Southern Solutions. Aug. 25, 2014. Accessed Dec. 21, 2015. Available online at URL: <<http://www.ssm.com/contact-us-app-xerox-mfps/>>.*
Ganapati, Priya. “Lexmark Debuts Web-Connected Printer.” Wired.com. Jul. 13, 2009. Accessed Dec. 21, 2015. Available online at URL: <<http://www.ssm.com/contact-us-app-xerox-mfps/>>.*

* cited by examiner

Primary Examiner — Karen E Kearney
Assistant Examiner — Christian P McLean

(57) **CLAIM**

The ornamental design for a display screen or portion thereof with device management function icon, as shown and described.


DESCRIPTION

FIG. 1 is a front view of the display screen or portion thereof with device management function icon showing the device management function icon enlarged and separate for clarity of illustration; and,

FIG. 2 is a front view of a display screen or portion thereof with device management function icon showing the new design.

The broken line showing of the display screen forms no part of the claimed design. The broken lines are for environmental purposes only and form no part of the claimed design.

1 Claim, 2 Drawing Sheets






FIG. 1

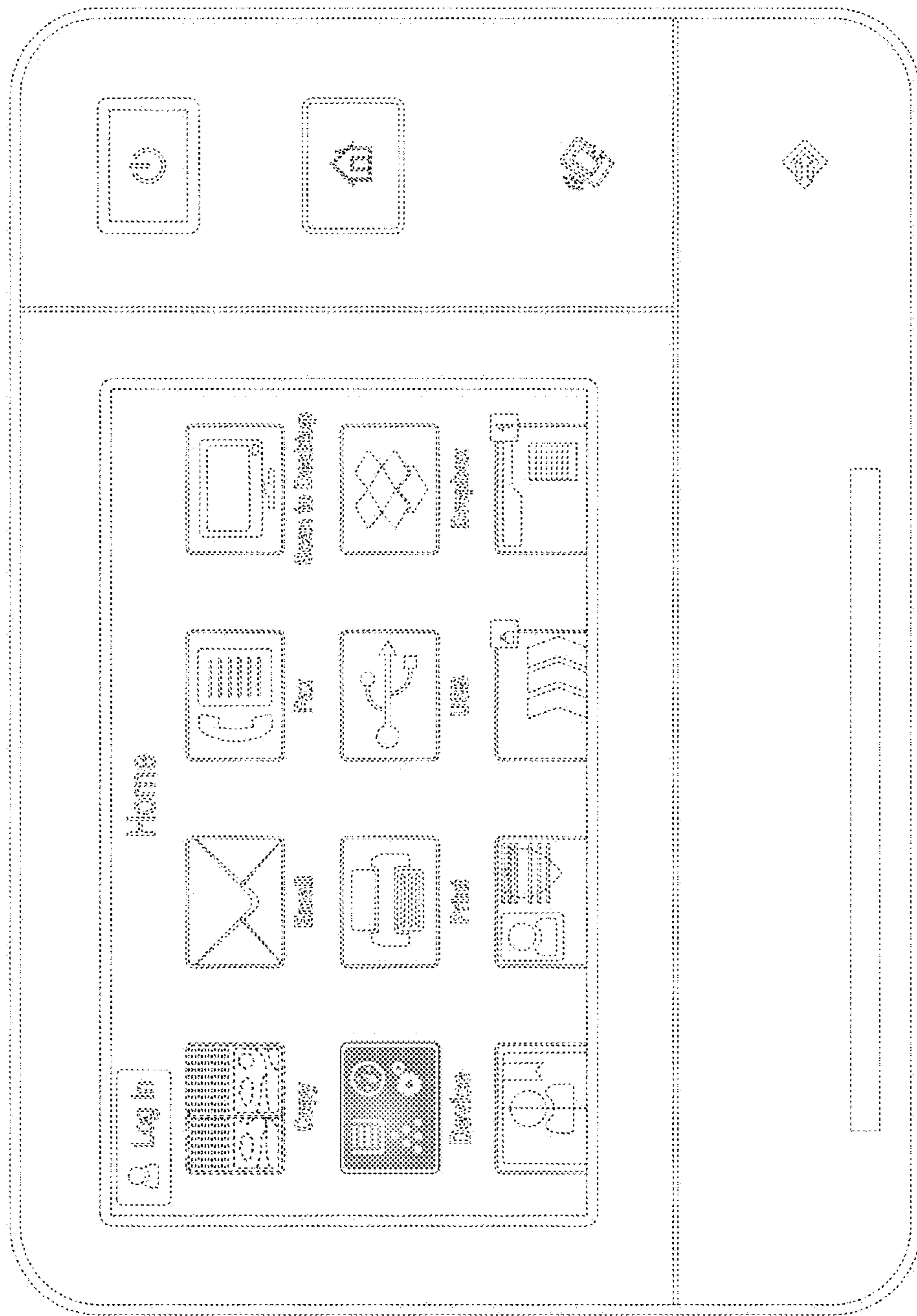


FIG. 2