

US00D761288S

(12) **United States Design Patent**
Cianflone et al.

(10) **Patent No.:** **US D761,288 S**
(45) **Date of Patent:** **** Jul. 12, 2016**

(54) **DISPLAY SCREEN OR PORTION THEREOF WITH GRAPHICAL USER INTERFACE**

(71) Applicant: **Domo, Inc.**, American Fork, UT (US)

(72) Inventors: **Aryel Cianflone**, Salt Lake City, UT (US); **Matt Belkin**, Salt Lake City, UT (US); **Gavin Jensen**, Lehi, UT (US); **Sam Thomas**, Lehi, UT (US)

(73) Assignee: **Domo, Inc.**, American Fork

(**) Term: **14 Years**

(21) Appl. No.: **29/523,058**

(22) Filed: **Apr. 6, 2015**

(51) **LOC (10) Cl.** **14-04**

(52) **U.S. Cl.**
USPC **D14/486**

(58) **Field of Classification Search**
USPC D14/485-495
CPC ... G06F 3/048; G06F 3/0481; G06F 3/04812; G06F 3/04817; G06F 3/0482
See application file for complete search history.

(56) **References Cited**

U.S. PATENT DOCUMENTS

| | | | | | | |
|--------------|----|---|--------|---------|-------|--------------------|
| D543,990 | S | * | 6/2007 | Vigesaa | | D14/487 |
| D550,228 | S | * | 9/2007 | Bandman | | D14/486 |
| D550,233 | S | * | 9/2007 | Vigesaa | | D14/487 |
| D550,689 | S | * | 9/2007 | Vigesaa | | D14/487 |
| D731,549 | S | * | 6/2015 | Kim | | D14/492 |
| 2007/0113247 | A1 | * | 5/2007 | Kwak | | G06F 3/0481 725/43 |

| | | | | | | |
|--------------|----|---|---------|---------|-------|----------------------|
| 2014/0040826 | A1 | * | 2/2014 | Wei | | G06F 3/0488 715/810 |
| 2015/0220337 | A1 | * | 8/2015 | Lapins | | G06F 3/0488 307/139 |
| 2015/0293685 | A1 | * | 10/2015 | Chen | | G06F 3/04847 715/804 |
| 2015/0347858 | A1 | * | 12/2015 | Johnson | | G06K 9/033 382/311 |

* cited by examiner

Primary Examiner — Cathron Brooks

Assistant Examiner — Debra Callahan

(74) *Attorney, Agent, or Firm* — Patent Law Works LLP

(57) **CLAIM**

The ornamental design for a display screen or portion thereof with graphical user interface, as shown and described.

DESCRIPTION

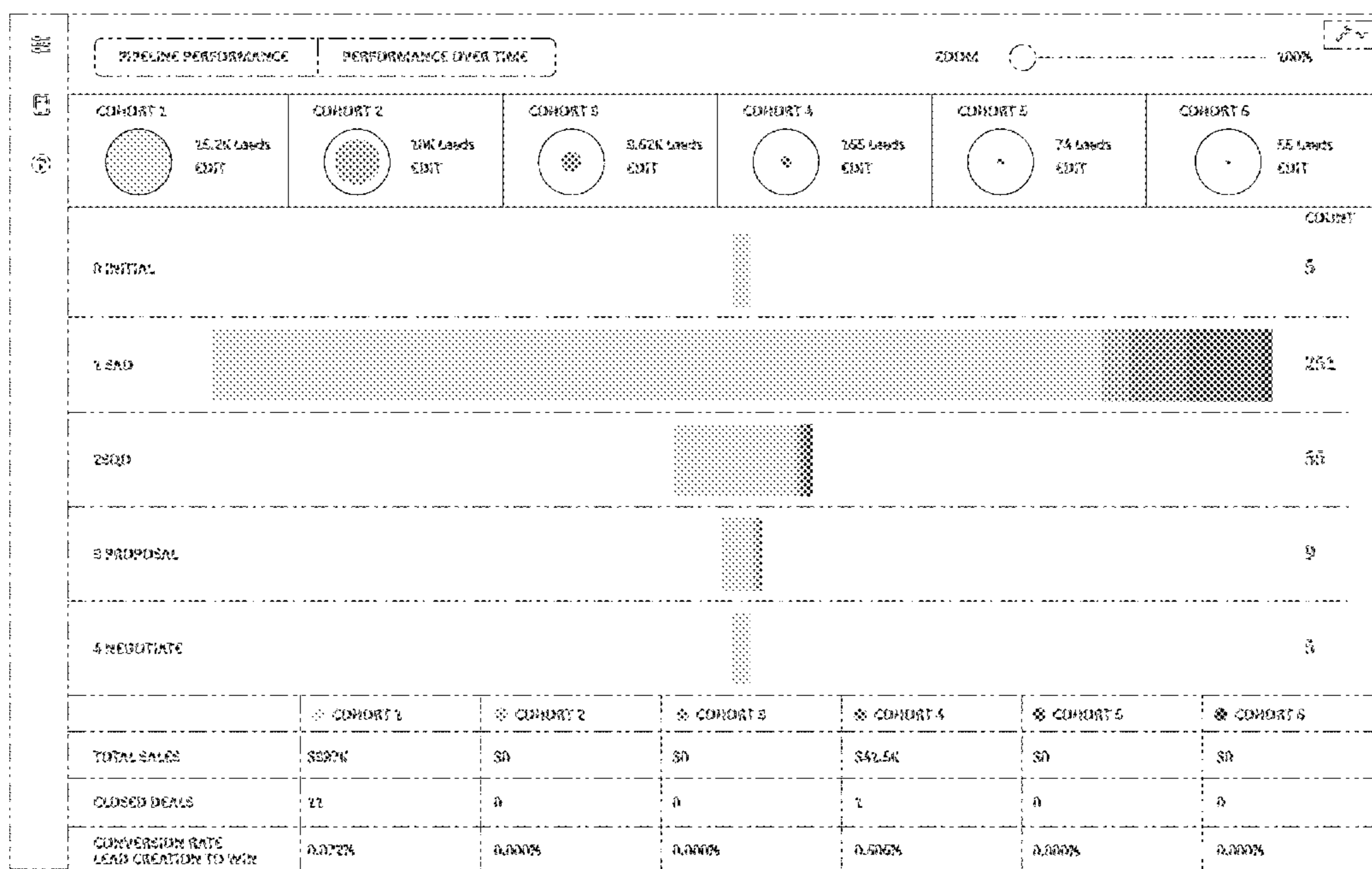
FIG. 1 is a front view of the display screen or portion thereof with a graphical user interface.

FIG. 2 is a front view of the display screen or portion thereof with a graphical user interface according to a second embodiment; and,

FIG. 3 is a front view of the display screen or portion thereof with a graphical user interface according to a third embodiment.

The outermost broken lines illustrate the display screen or portion thereof. The remaining broken lines showing text, tables and icons illustrate portions of the graphical user interface. None of the broken lines form part of the claimed design.

1 Claim, 3 Drawing Sheets



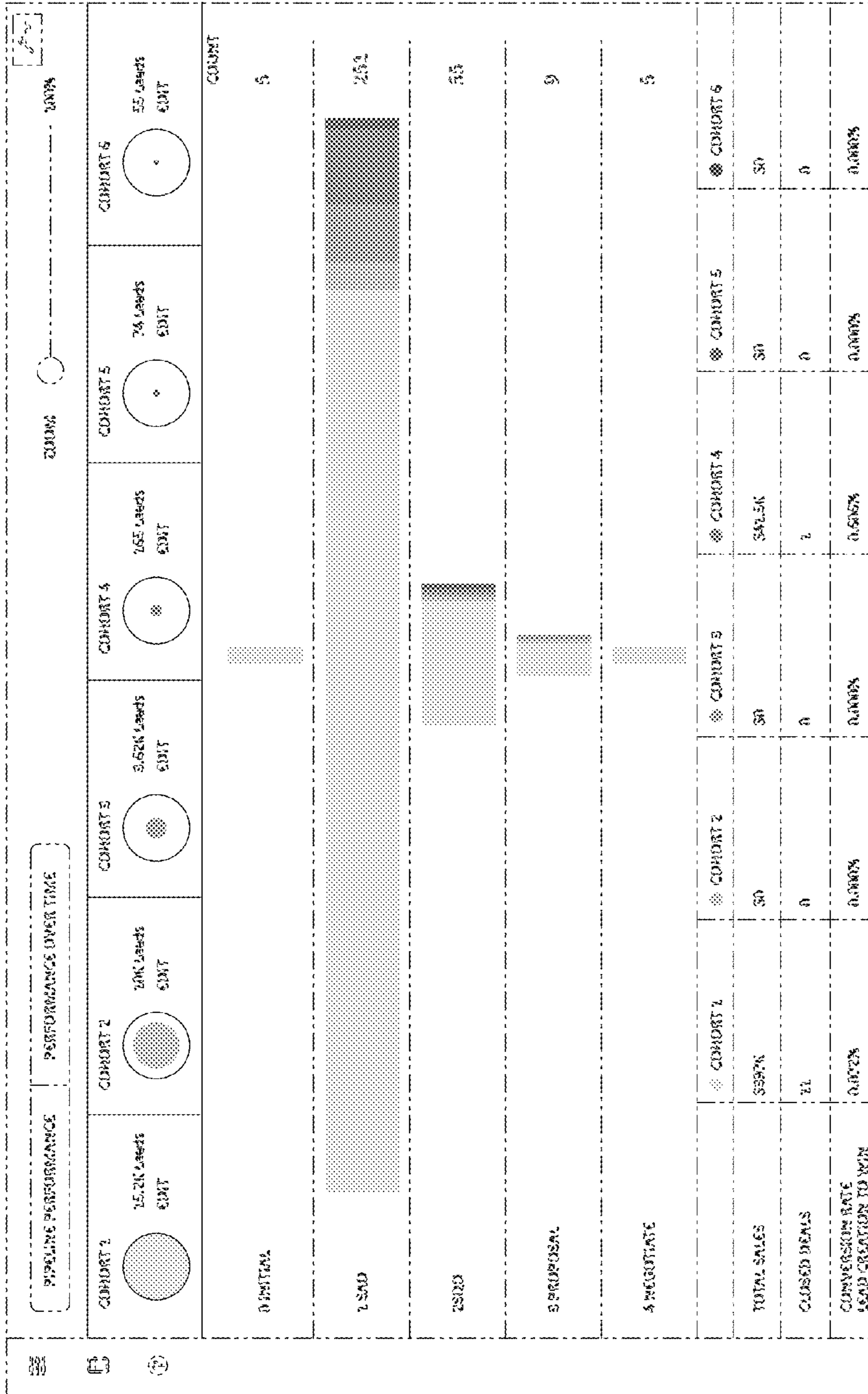


FIG. 1

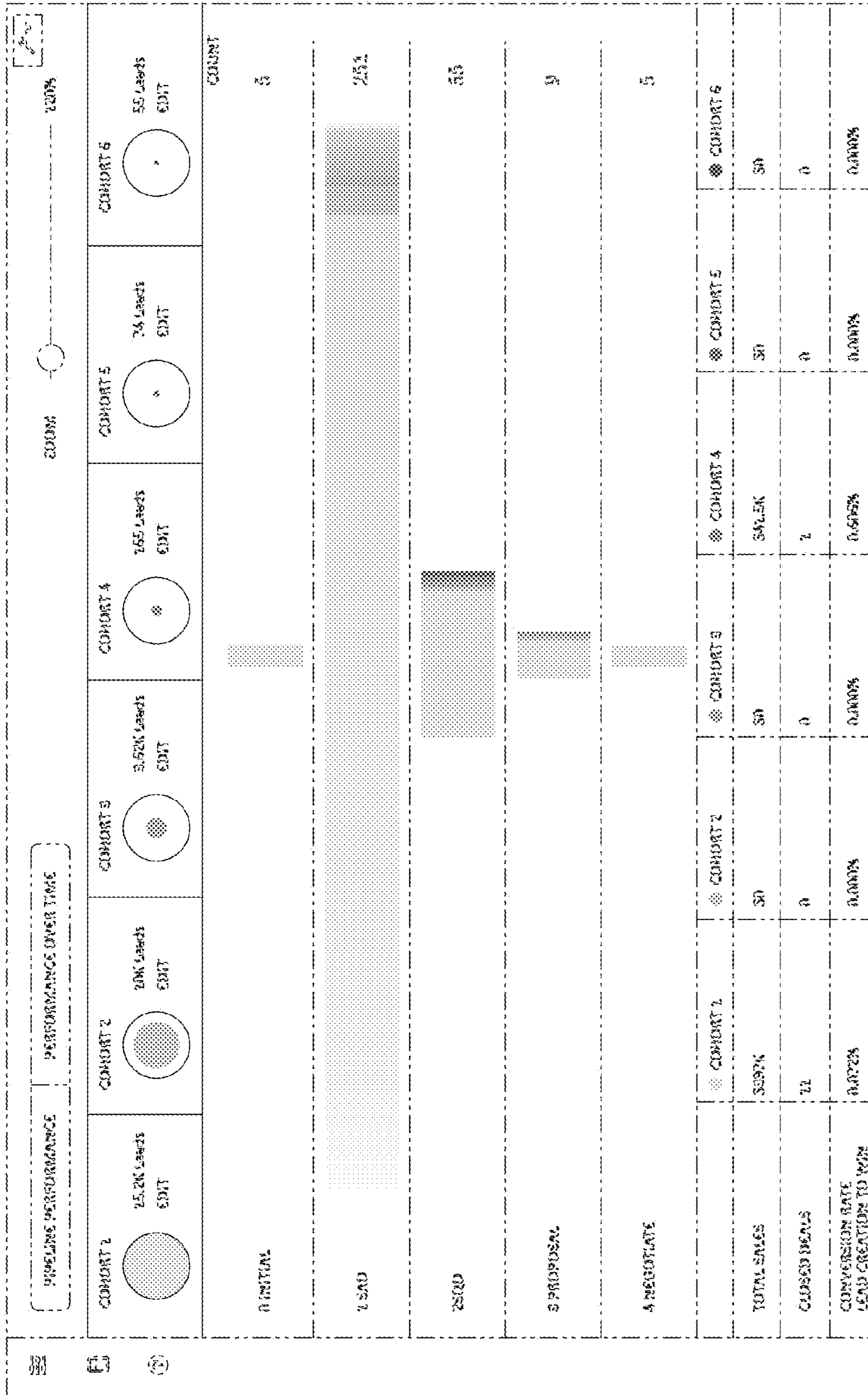


FIG. 2




FIG. 3