



US00D761274S

(12) **United States Design Patent**
Kim et al.

(10) **Patent No.:** **US D761,274 S**
(45) **Date of Patent:** **** Jul. 12, 2016**

(54) **DISPLAY SCREEN OR PORTION THEREOF WITH ANIMATED GRAPHICAL USER INTERFACE**

(71) Applicant: **Samsung Electronics Co., Ltd.**,
Suwon-si, Gyeonggi-do (KR)

(72) Inventors: **Hye-Lin Kim**, Seoul (KR); **Jae-Jeong Kim**, Seoul (KR); **So-Young Yun**, Seoul (KR); **Yoon-Kyung Kang**, Seoul (KR); **Ji-Yoon Yoon**, Seoul (KR)

(73) Assignee: **SAMSUNG ELECTRONICS CO., LTD.** (KR)

(**) Term: **14 Years**

(21) Appl. No.: **29/517,316**

(22) Filed: **Feb. 11, 2015**

(30) **Foreign Application Priority Data**

Aug. 29, 2014 (KR) 30-2014-0042290

(51) **LOC (10) Cl.** **14-04**

(52) **U.S. Cl.**
USPC **D14/485**

(58) **Field of Classification Search**
USPC D14/485-490, 492
CPC ... G06F 3/0481; G06F 3/0482; G06F 3/0484;
G06F 3/04842; G06F 3/04847
See application file for complete search history.

(56) **References Cited**

U.S. PATENT DOCUMENTS

D638,440 S * 5/2011 Cavanaugh D14/488
D670,717 S * 11/2012 Kobayashi D14/486
D673,581 S * 1/2013 Kobayashi D14/492
D675,644 S * 2/2013 Frost D14/488
D687,057 S * 7/2013 Plitkins D14/488
D698,363 S * 1/2014 Asai D14/488
D701,226 S * 3/2014 Jung D14/486

D701,869 S * 4/2014 Matas D14/486
D704,220 S * 5/2014 Lim D14/492
D706,283 S * 6/2014 Pedraza Padilla D14/485
D708,206 S * 7/2014 Wang D14/488
D708,207 S * 7/2014 Yang D14/488
D708,640 S * 7/2014 Ahn D14/492
D709,096 S * 7/2014 Matas D14/492
8,786,809 B2 * 7/2014 Kim G02F 1/133753
349/128
D712,422 S * 9/2014 Anzures D14/486
D721,724 S * 1/2015 Horst D14/486
D721,735 S * 1/2015 Park D14/492
D723,050 S * 2/2015 Minsung D14/486
D726,741 S * 4/2015 Lee D14/485
D737,301 S * 8/2015 Hisada D14/486
D739,872 S * 9/2015 Bang D14/488

(Continued)

OTHER PUBLICATIONS

U.S. Appl. No. 29/517,258, filed Feb. 11, 2015, Kim, et al.

Primary Examiner — Karen E. Kearney

Assistant Examiner — Katherine Glennon

(74) *Attorney, Agent, or Firm* — Cantor Colburn LLP

(57) **CLAIM**

We claim, the ornamental design for a display screen or portion thereof with animated graphical user interface, as shown and described.

DESCRIPTION

FIG. 1 is a first image in a sequence for a display screen or portion thereof with animated graphical user interface showing our new design;

FIG. 2 is a second image in a sequence thereof;


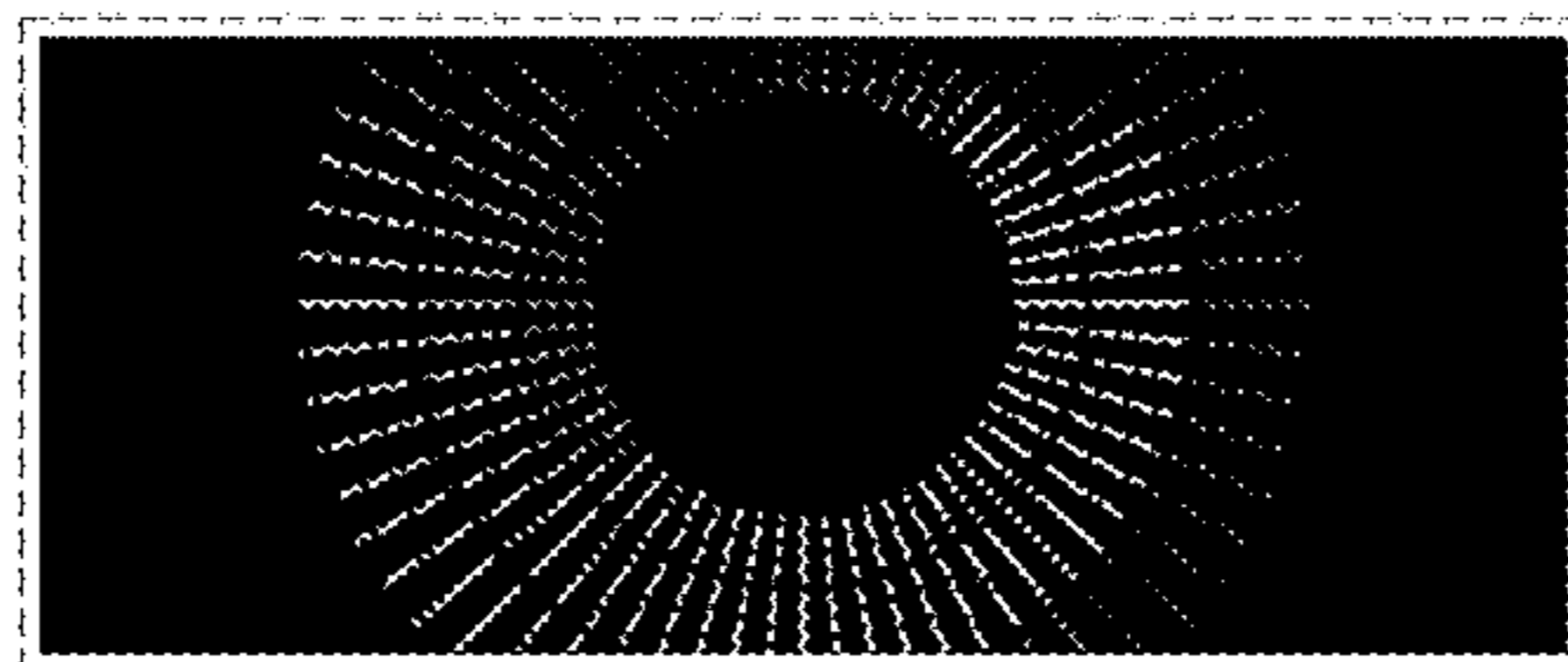
FIG. 3 is a third image in a sequence thereof;

FIG. 4 is a fourth image in a sequence thereof; and,

FIG. 5 is a fifth image in a sequence thereof.

The broken line represents the display screen or portion thereof and form no part of the claimed design. The process or period in which one image transitions to another forms no part of the claimed design.

1 Claim, 5 Drawing Sheets



US D761,274 S

Page 2

(56)

References Cited

U.S. PATENT DOCUMENTS

D740,301 S * 10/2015 Soegiono D14/485
D741,898 S * 10/2015 Soegiono D14/488
D742,912 S * 11/2015 Tseng D14/487

D744,502 S * 12/2015 Wilberding D14/485
D746,295 S * 12/2015 Arai D14/485
9,207,472 B2 * 12/2015 Choi G02F 1/133

* cited by examiner

FIG. 1




FIG. 2




FIG. 3




FIG. 4




FIG. 5

