



US00D761267S

(12) **United States Design Patent**
Chen et al.

(10) **Patent No.:** **US D761,267 S**
(45) **Date of Patent:** **** Jul. 12, 2016**

(54) **KEYBOARD WITH FOLDING COVER**

(71) Applicant: **Microsoft Corporation**, Redmond, WA (US)

(72) Inventors: **Wei Wei Chen**, Da Lian (CN); **Wei Zheng**, Kirkland, WA (US); **Po Lin Ho**, Taipei (TW); **Sheau Jiun Yang**, Hong Kong (CN)

(73) Assignee: **Microsoft Corporation**, Redmond, WA (US)

(**) Term: **14 Years**

(21) Appl. No.: **29/516,681**

(22) Filed: **Feb. 5, 2015**

(51) **LOC (10) Cl.** **14-02**

(52) **U.S. Cl.**

USPC **D14/455**; D14/345

(58) **Field of Classification Search**

USPC D14/315-327, 391-399, 341, 345, 440; D18/1, 2, 7, 11; 235/145 A, 145 R; 341/22, 23; 345/104, 156, 168, 169, 345/173; 361/679.08, 679.09, 679.11, 361/679.26, 679.27; D3/218, 269, 298, 299

CPC G06F 1/16; G06F 1/1616; G06F 1/1626; G06F 1/1632; G06F 1/1613; G06F 1/1601; G06F 1/1618; G06F 1/162; G06F 3/0221; G06F 3/0216; G06F 1/1628; H01R 35/02; H03M 11/00; G09B 13/04; H03K 17/94; G09G 5/00; F16M 11/10; H05K 5/00; H04M 1/0237; H01H 13/14; H01H 13/84; B41J 5/00; B41J 5/12; B41J 5/10; A45C 3/02

See application file for complete search history.

(56) **References Cited**

U.S. PATENT DOCUMENTS

4,703,160 A * 10/1987 Narishima G06F 15/0216
200/5 A

(Continued)

Primary Examiner — Freda S Nunn

(74) *Attorney, Agent, or Firm* — Banner & Witcoff, Ltd.

(57) **CLAIM**

The ornamental design for a keyboard with folding cover, as shown and described.

DESCRIPTION

FIG. 1 is a top perspective view of a keyboard with folding cover showing our new design in a first state;




FIG. 2 is a bottom perspective view thereof;

FIG. 3 is a top view thereof;

FIG. 4 is a bottom view thereof;

FIG. 5 is a right side view thereof;

FIG. 6 is a left side view thereof;

FIG. 7 is a rear view thereof;

FIG. 8 is a front view thereof;

FIG. 9 is a top perspective view of the keyboard with folding cover of FIGS. 1-8 shown in a second state;

FIG. 10 is a bottom perspective view thereof;

FIG. 11 is a top view thereof;

FIG. 12 is a bottom view thereof;

FIG. 13 is a right side view thereof;

FIG. 14 is a left side view thereof;

FIG. 15 is a rear view thereof;

FIG. 16 is a front view thereof;

FIG. 17 is a front perspective view of the keyboard with folding cover of FIGS. 1-8 shown in a third state;

FIG. 18 is a rear perspective view thereof;

FIG. 19 is a top view thereof;

FIG. 20 is a bottom view thereof;

FIG. 21 is a right side view thereof;

FIG. 22 is a left side view thereof;

FIG. 23 is a rear view thereof;

FIG. 24 is a front view thereof;

FIG. 25 is a front perspective view of the keyboard with folding cover of FIGS. 1-8 shown in a fourth state;

FIG. 26 is a rear perspective view thereof;

FIG. 27 is a top view thereof;

FIG. 28 is a bottom view thereof;

FIG. 29 is a right side view thereof;


FIG. 30 is a left side view thereof;

FIG. 31 is a rear view thereof; and,

FIG. 32 is a front view thereof.

The broken line showing of the various keys on the keyboard is for environmental purposes only and forms no part of the claimed design.

1 Claim, 24 Drawing Sheets



US D761,267 S

Page 2

(56)

References Cited

U.S. PATENT DOCUMENTS

7,052,195	B2 *	5/2006	Hsu	B41J 5/10 400/472
7,136,282	B1 *	11/2006	Rebeske	G06F 1/1616 345/1.1
7,503,713	B2 *	3/2009	Large	G06F 3/0216 400/472
D701,205	S *	3/2014	Akana	D14/341

D713,402	S *	9/2014	Akana	D14/341
2011/0227463	A1 *	9/2011	Hou	A45C 9/00 312/223.1
2011/0290687	A1 *	12/2011	Han	A45C 3/02 206/320
2012/0140396	A1 *	6/2012	Zeliff	G06F 1/1628 361/679.09
2012/0211377	A1 *	8/2012	Sajid	G06F 1/1628 206/216

* cited by examiner

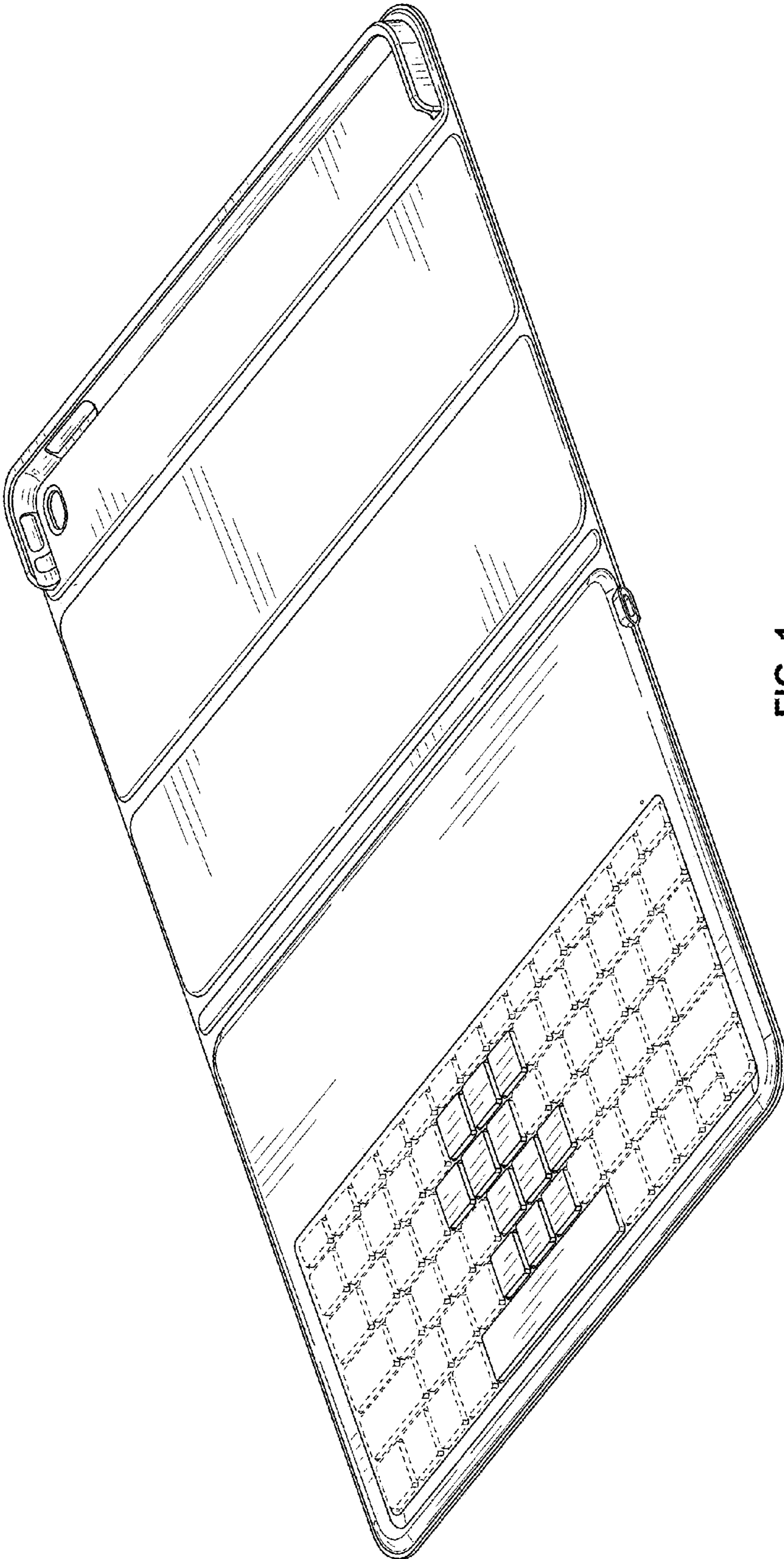


FIG. 1

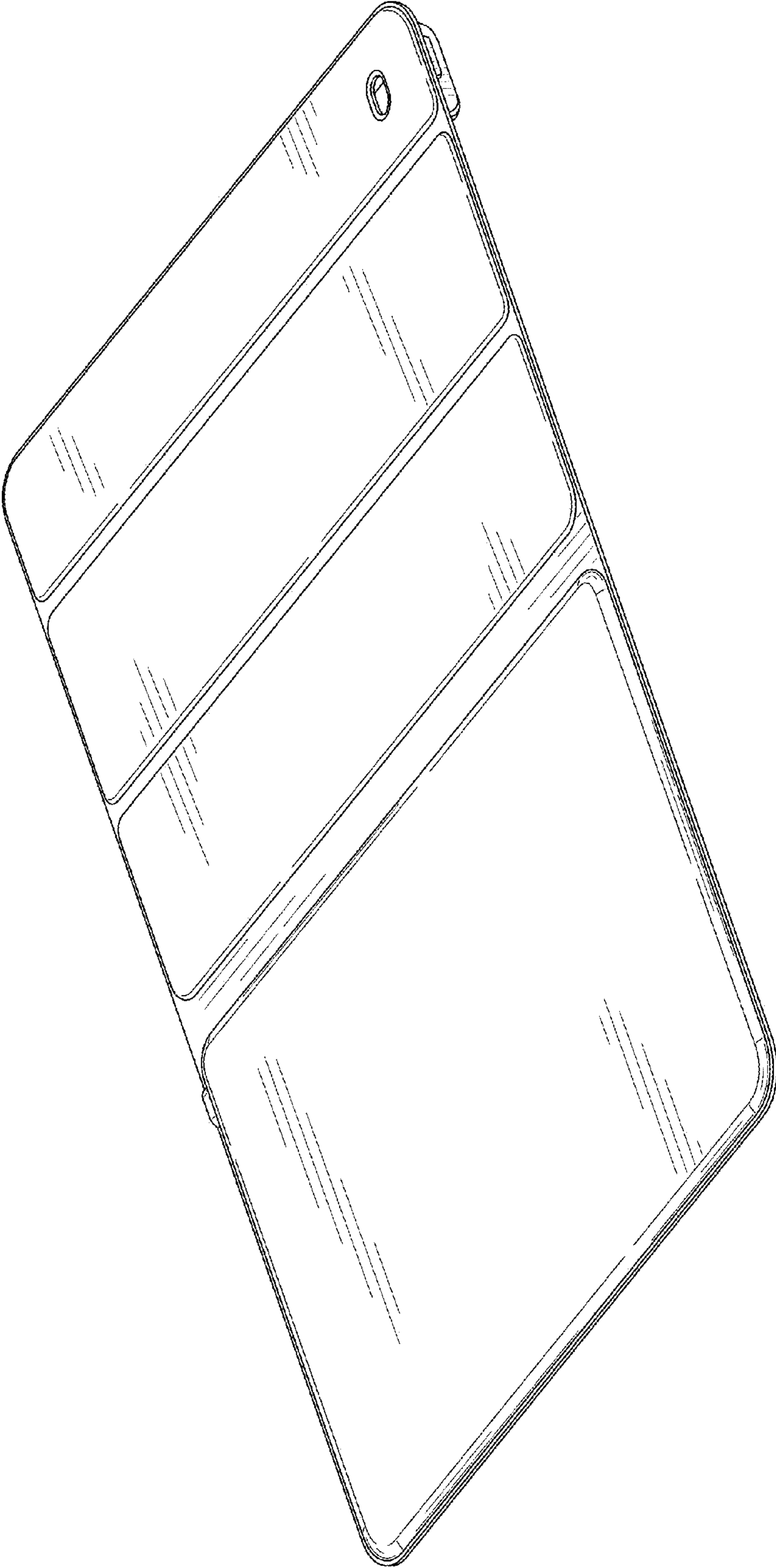


FIG. 2

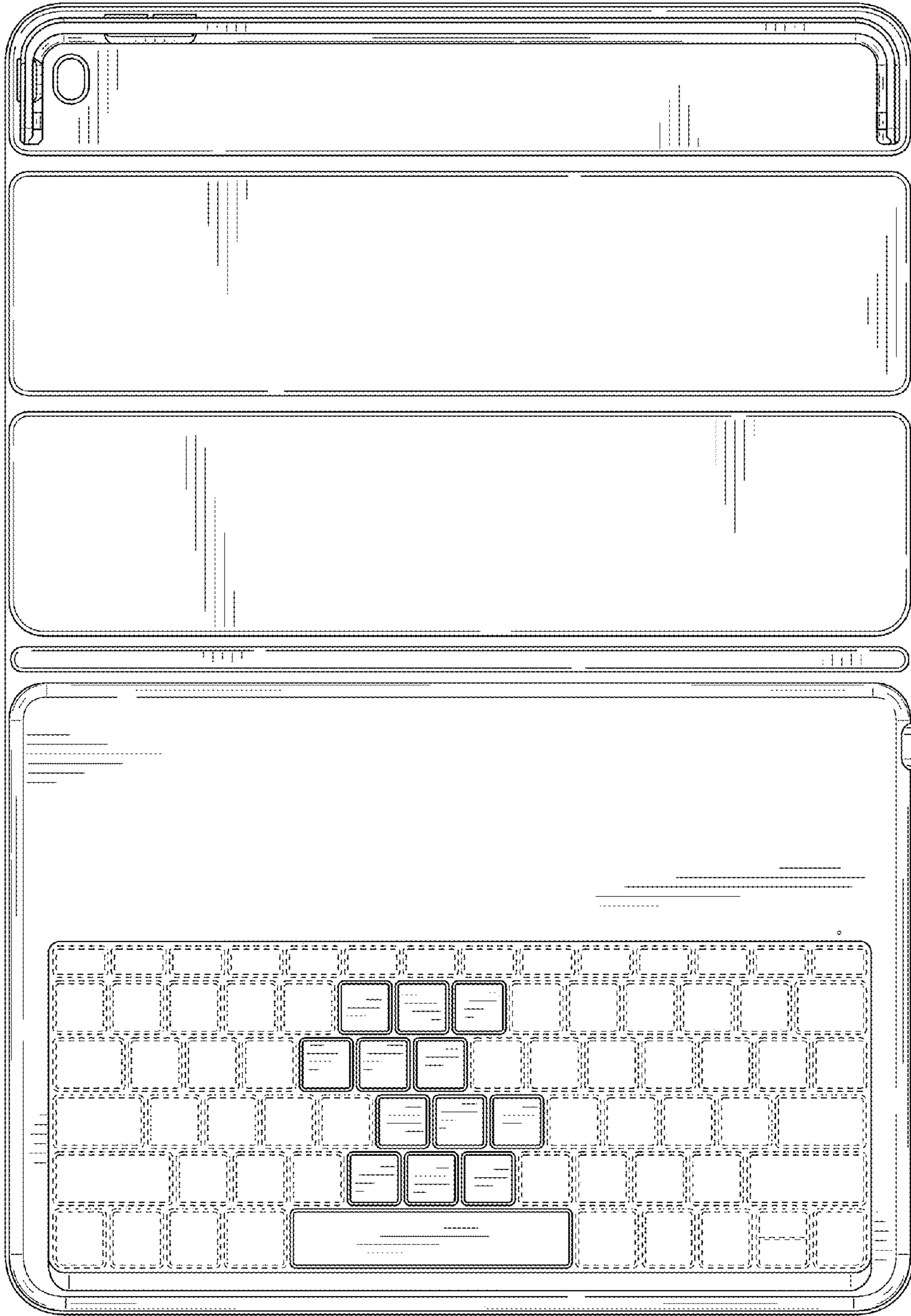


FIG. 3




FIG. 4

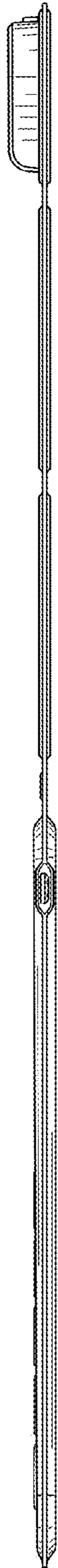


FIG. 5

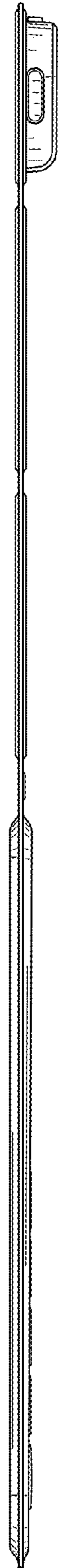


FIG. 6



FIG. 7



FIG. 8

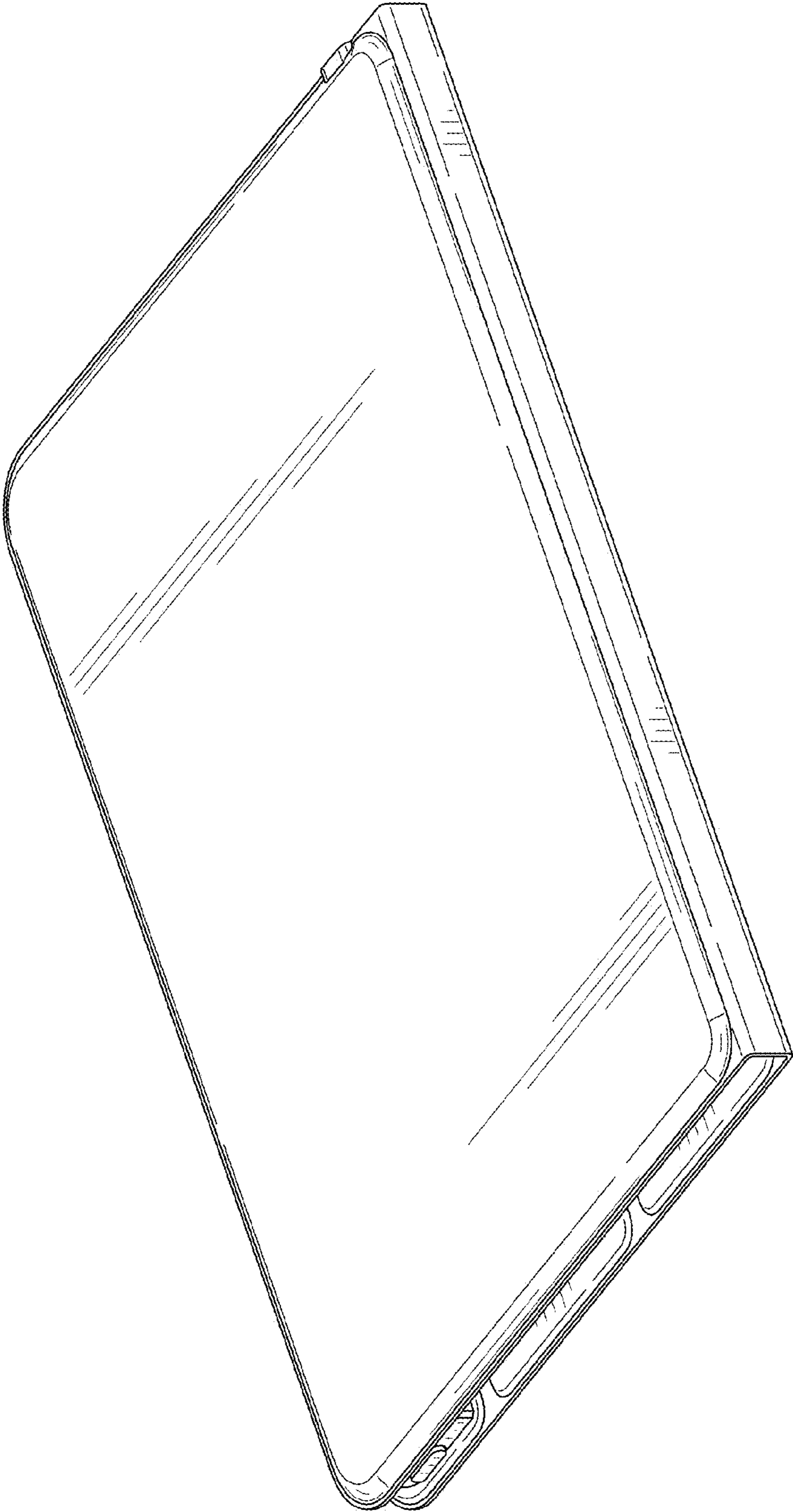


FIG. 9

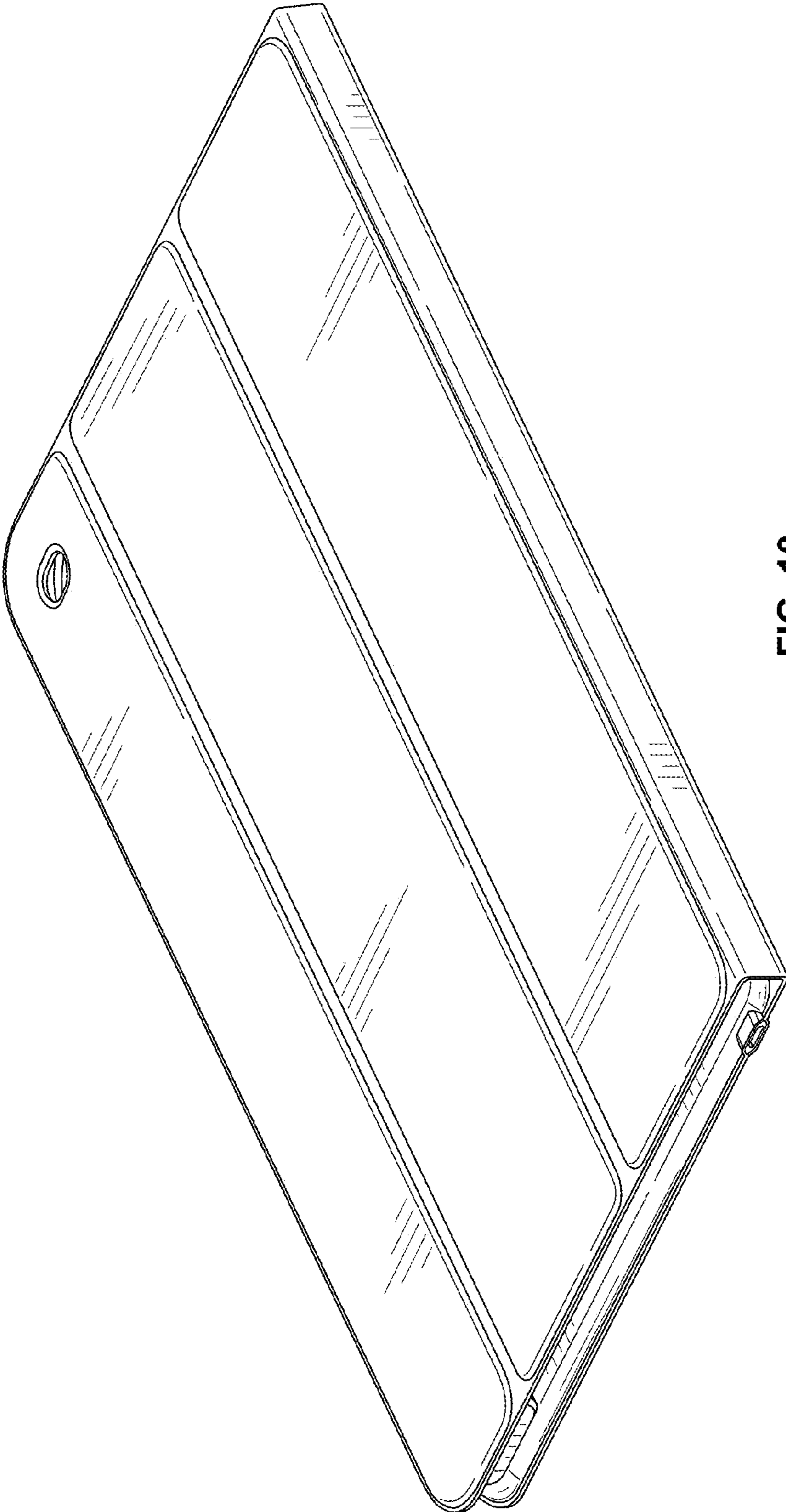


FIG. 10




FIG. 11

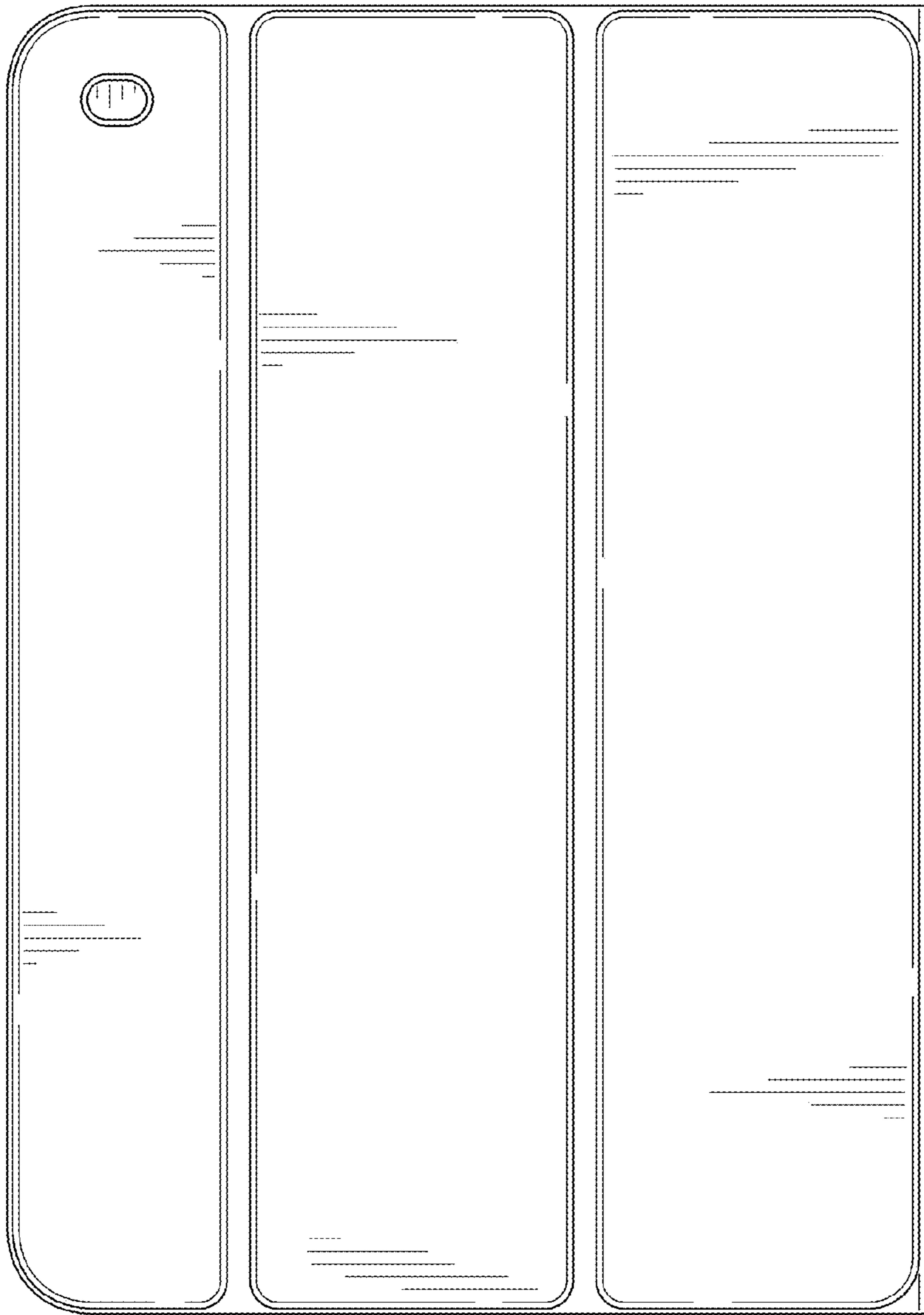


FIG. 12

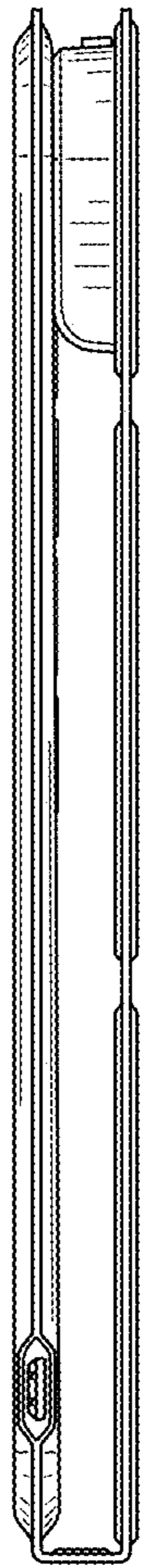


FIG. 13



FIG. 14




FIG. 15

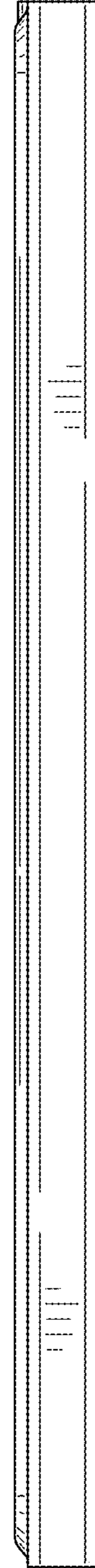


FIG. 16




FIG. 17




FIG. 18



FIG. 19




FIG. 20

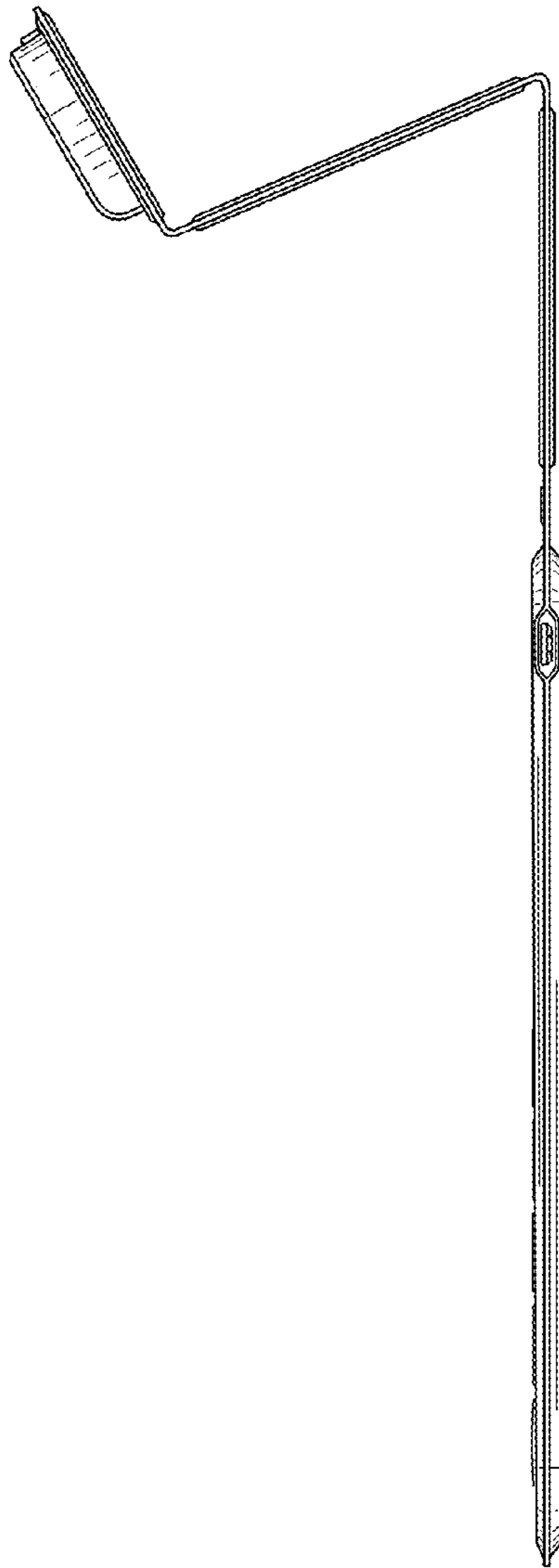


FIG. 21

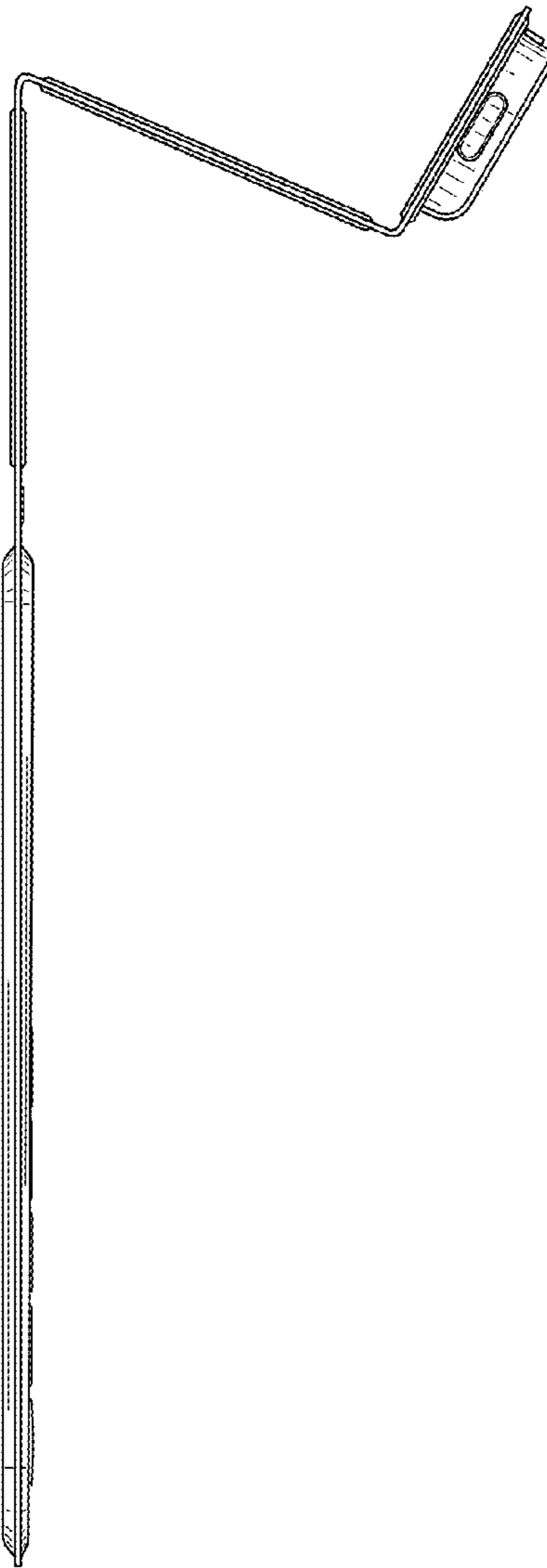


FIG. 22



FIG. 23



FIG. 24




FIG. 25

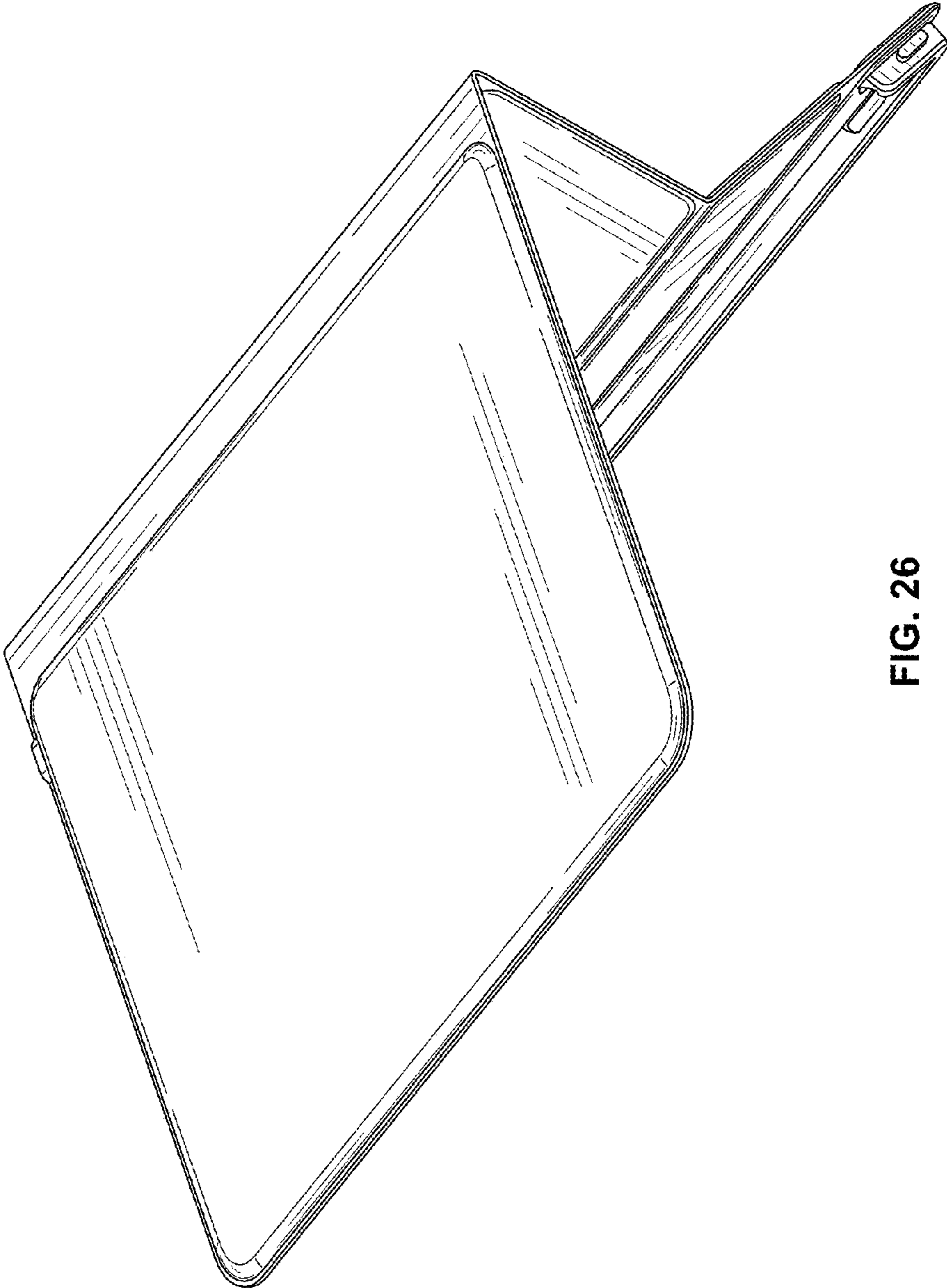


FIG. 26




FIG. 27



FIG. 28



FIG. 30

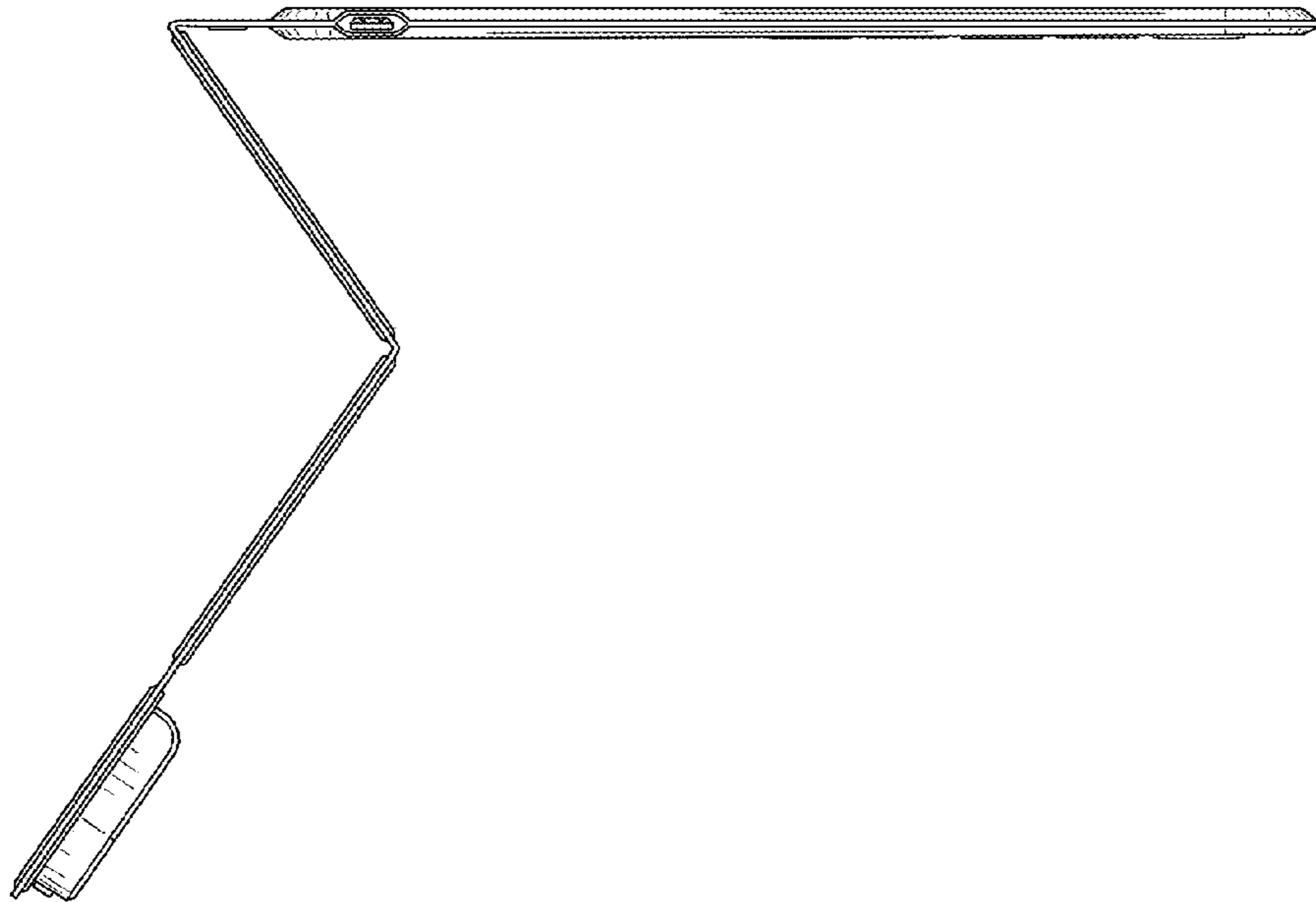


FIG. 29




FIG. 31

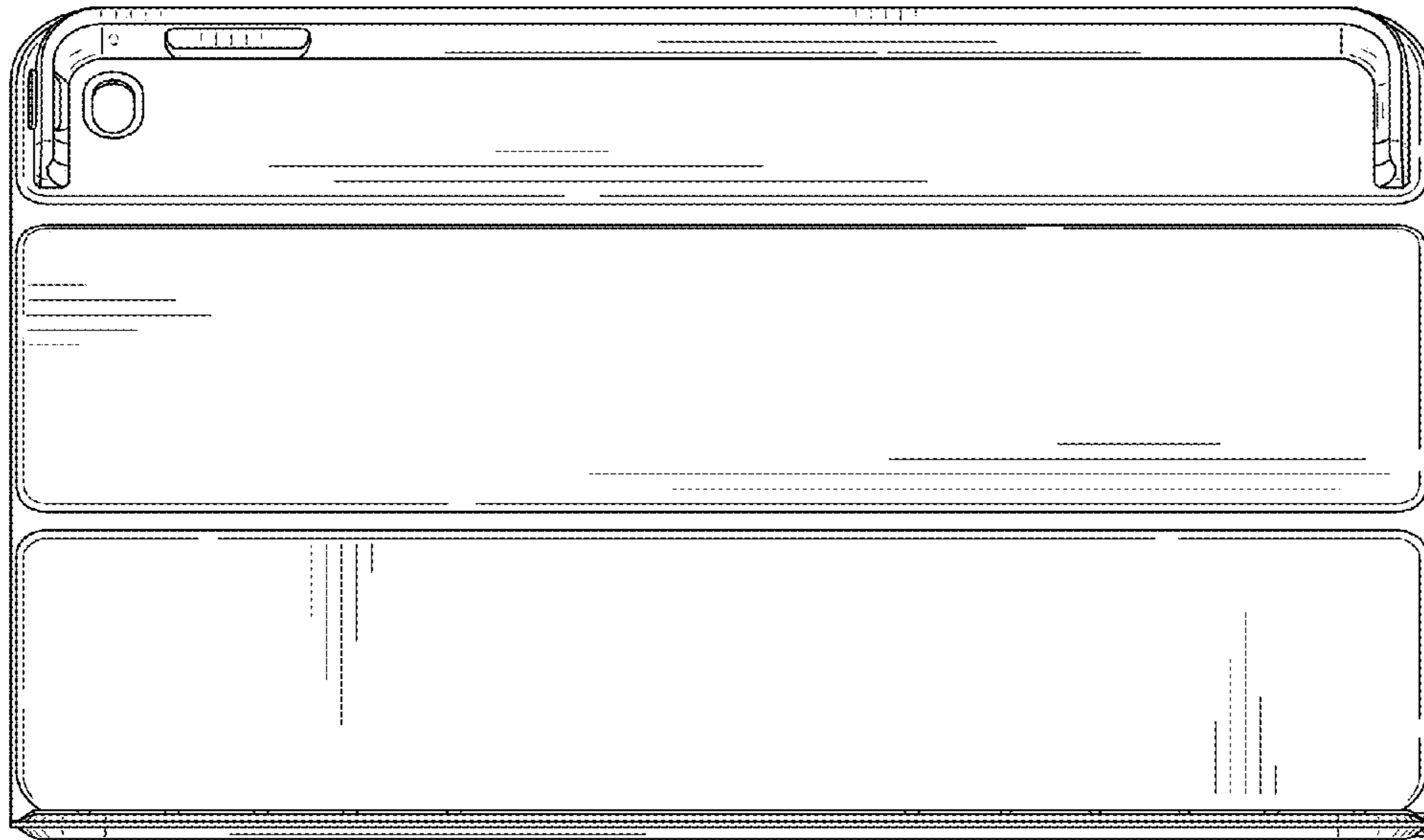


FIG. 32