



US00D761251S

(12) **United States Design Patent**  
**Senda**

(10) **Patent No.:** **US D761,251 S**  
(45) **Date of Patent:** **\*\* \*Jul. 12, 2016**

(54) **PORTABLE INFORMATION TERMINAL**

(71) Applicant: **SEMICONDUCTOR ENERGY LABORATORY CO., LTD.**, Atsugi-shi, Kanagawa-ken (JP)

(72) Inventor: **Naoyuki Senda**, Kanagawa (JP)

(73) Assignee: **Semiconductor Energy Laboratory Co., Ltd.**, Kanagawa-ken (JP)

(\*) Notice: This patent is subject to a terminal disclaimer.

(\*\*) Term: **14 Years**

(21) Appl. No.: **29/497,462**

(22) Filed: **Jul. 24, 2014**

(30) **Foreign Application Priority Data**

Jan. 31, 2014 (JP) ..... 2014-001997

(51) **LOC (10) Cl.** ..... **14-03**

(52) **U.S. Cl.**  
USPC ..... **D14/341**

(58) **Field of Classification Search**  
USPC ..... D14/341, 138 AB, 138 G, 496, 331, 440, D14/445, 450, 501, 126, 127, 132, 202, D14/203.4; 313/511; 361/679.01, 679.27, 361/681; 455/575.1, 575.3  
CPC ..... G06F 1/16; G06F 1/1616  
See application file for complete search history.

(56) **References Cited**

**U.S. PATENT DOCUMENTS**

4,187,630 A \* 2/1980 Giulie ..... G09F 1/12 40/757  
D491,902 S \* 6/2004 Chen ..... D14/126  
D534,184 S \* 12/2006 Leija ..... D14/496  
7,310,050 B2 \* 12/2007 Yeh ..... G06F 1/1624 340/815.4  
7,426,107 B2 \* 9/2008 Yeh ..... G06F 1/1626

340/815.4  
D580,928 S \* 11/2008 Bemelmans ..... D14/345  
D594,028 S \* 6/2009 Fuchsberg ..... D14/496  
D597,090 S \* 7/2009 Bemelmans ..... D14/341  
7,558,057 B1 \* 7/2009 Naksen ..... G06F 1/1613 361/679.3  
D631,458 S \* 1/2011 Liao ..... D14/138 G  
D641,750 S \* 7/2011 Hu ..... D14/341

(Continued)

**OTHER PUBLICATIONS**

Shunpei Yamazaki, U.S. Appl. No. 29/498,841, filed Aug. 8, 2014, Specification and Drawings.

(Continued)

*Primary Examiner* — Paula Greene

(74) *Attorney, Agent, or Firm* — Nixon Peabody LLP; Jeffrey L. Costellia

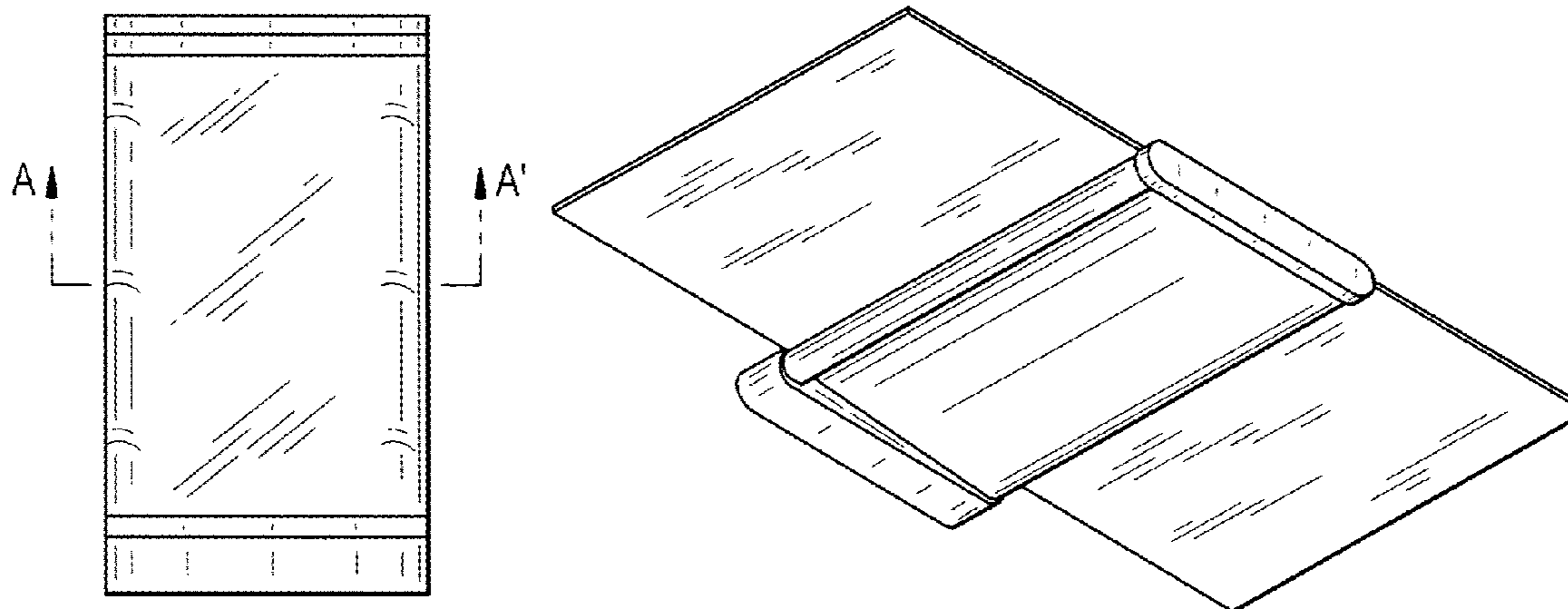
(57) **CLAIM**

I claim, the ornamental design for a portable information terminal, as shown and described.

**DESCRIPTION**

FIG. 1 is a front view of a portable information terminal showing our new design;  
FIG. 2 is a rear view thereof;  
FIG. 3 is a left side view thereof;  
FIG. 4 is a right side view thereof;  
FIG. 5 is a top plan view thereof;  
FIG. 6 is a bottom plan view thereof;  
FIG. 7 is a front perspective view thereof;  
FIG. 8 is a rear perspective view thereof;  
FIG. 9 is a front perspective view thereof in a state in which a flexible display is unfolded;  
FIG. 10 is a rear perspective view thereof in a state in which the flexible display is unfolded; and,  
FIG. 11 is an enlarged cross sectional view thereof taken along line A-A's in FIG. 1, the inner structure being omitted. The portable information terminal is used in a state where the flexible display is folded, unfolded, or curved as necessary.

**1 Claim, 6 Drawing Sheets**



(56)

**References Cited**

U.S. PATENT DOCUMENTS

8,229,522	B2 *	7/2012	Kim	.....	H04M 1/0216 361/679.06
8,385,055	B2 *	2/2013	Kao	.....	G06F 1/1616 349/56
8,605,421	B2 *	12/2013	Verschoor	.....	G06F 1/1652 361/679.21
8,662,731	B2 *	3/2014	Wang	.....	G09F 9/301 349/61
D712,401	S *	9/2014	Lee	.....	D14/341
8,842,425	B2 *	9/2014	Ryu	.....	G06F 1/1601 361/679.21
D716,253	S *	10/2014	Lee	.....	D14/138 AB
8,896,202	B2 *	11/2014	Oh	.....	H01L 51/5237 313/511
D735,709	S *	8/2015	Daniel	.....	D14/341
2008/0151480	A1 *	6/2008	Chung	.....	G06F 1/1615 361/679.06
2008/0204367	A1 *	8/2008	Lafarre	.....	G06F 1/1615 345/55
2012/0038570	A1 *	2/2012	Delaporte	.....	G06F 1/1616 345/173

OTHER PUBLICATIONS

Shunpei Yamazaki, U.S. Appl. No. 29/498,844, filed Aug. 8, 2014, Specification and Drawings.

Shunpei Yamazaki, U.S. Appl. No. 29/498,846, filed Aug. 8, 2014, Specification and Drawings.

Shunpei Yamazaki, U.S. Appl. No. 29/498,847, filed Aug. 8, 2014, Specification and Drawings.

Shunpei Yamazaki, U.S. Appl. No. 29/498,848, filed Aug. 8, 2014, Specification and Drawings.

Shunpei Yamazaki, U.S. Appl. No. 29/498,850, filed Aug. 8, 2014, Specification and Drawings.

Shunpei Yamazaki, U.S. Appl. No. 29/498,852, filed Aug. 8, 2014, Specification and Drawings.

Naoyuki Senda, U.S. Appl. No. 29/497,469, filed Jul. 24, 2014, Specification and Drawings.

Shunpei Yamazaki et al., U.S. Appl. No. 29/497,463, filed Jul. 24, 2014, Specification and Drawings.

Shunpei Yamazaki et al., U.S. Appl. No. 29/497,465, filed Jul. 24, 2014, Specification and Drawings.

Shunpei Yamazaki et al., U.S. Appl. No. 29/497,466, filed Jul. 24, 2014, Specification and Drawings.

\* cited by examiner

FIG. 1

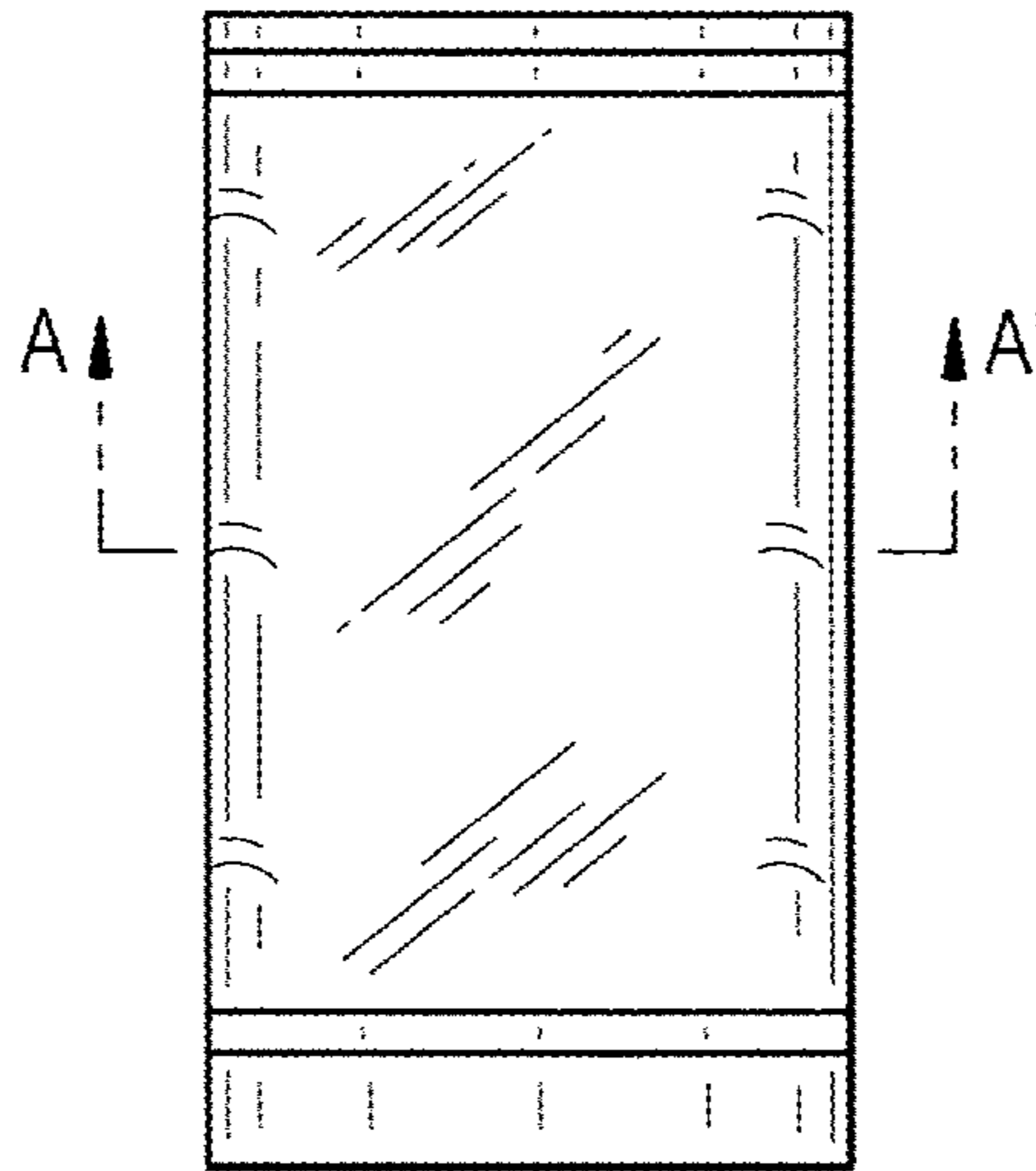


FIG. 2

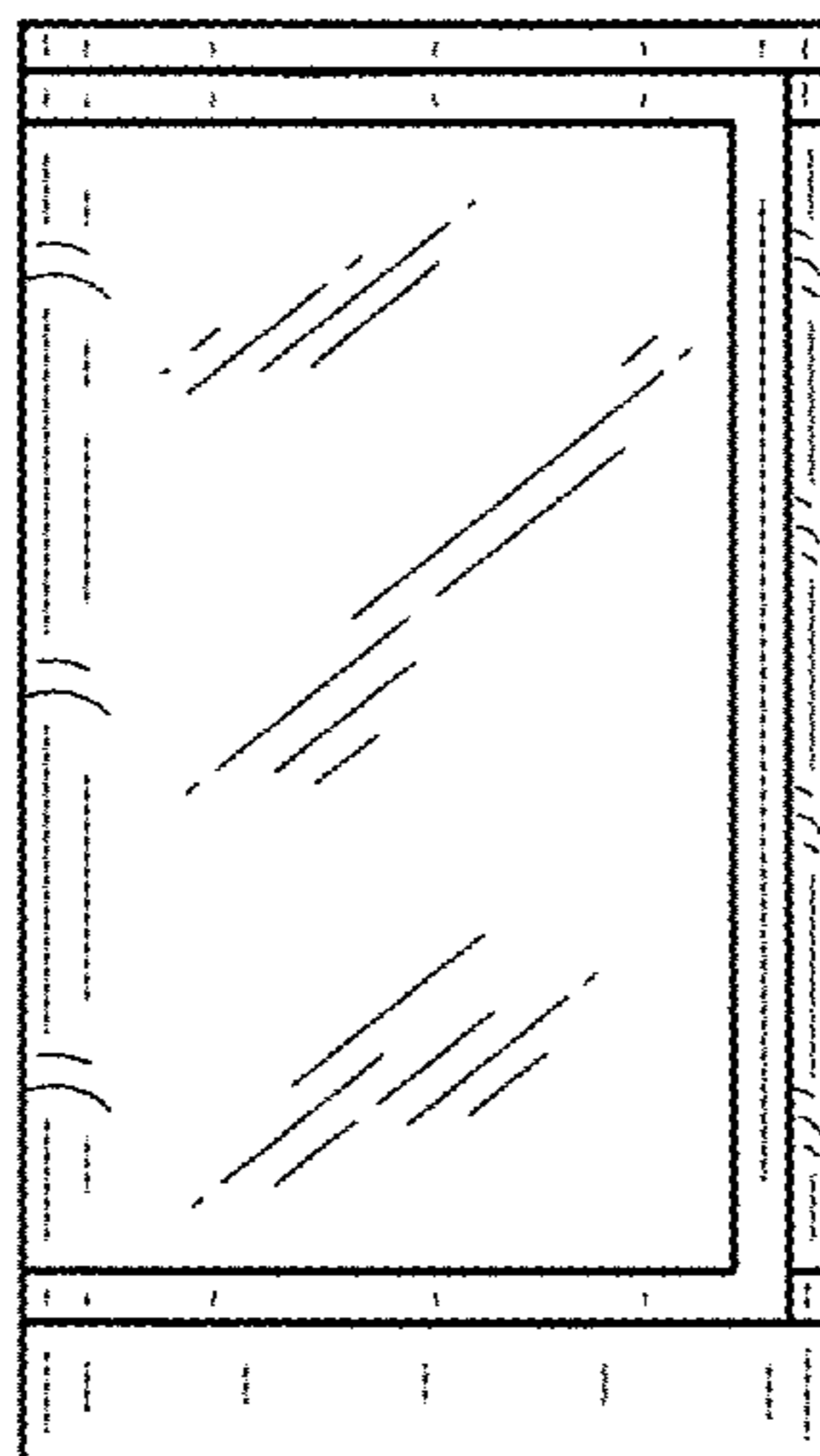


FIG. 3



FIG. 4



FIG. 5




FIG. 6

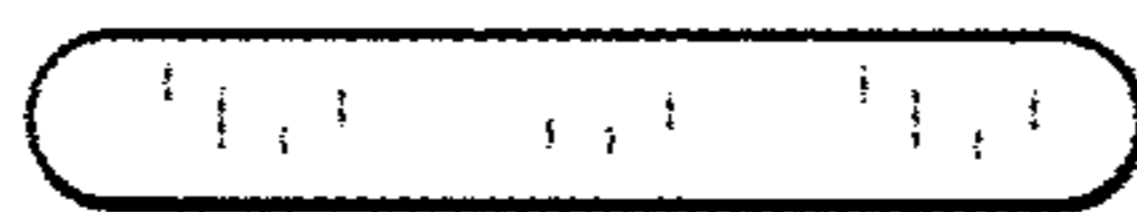


FIG. 7

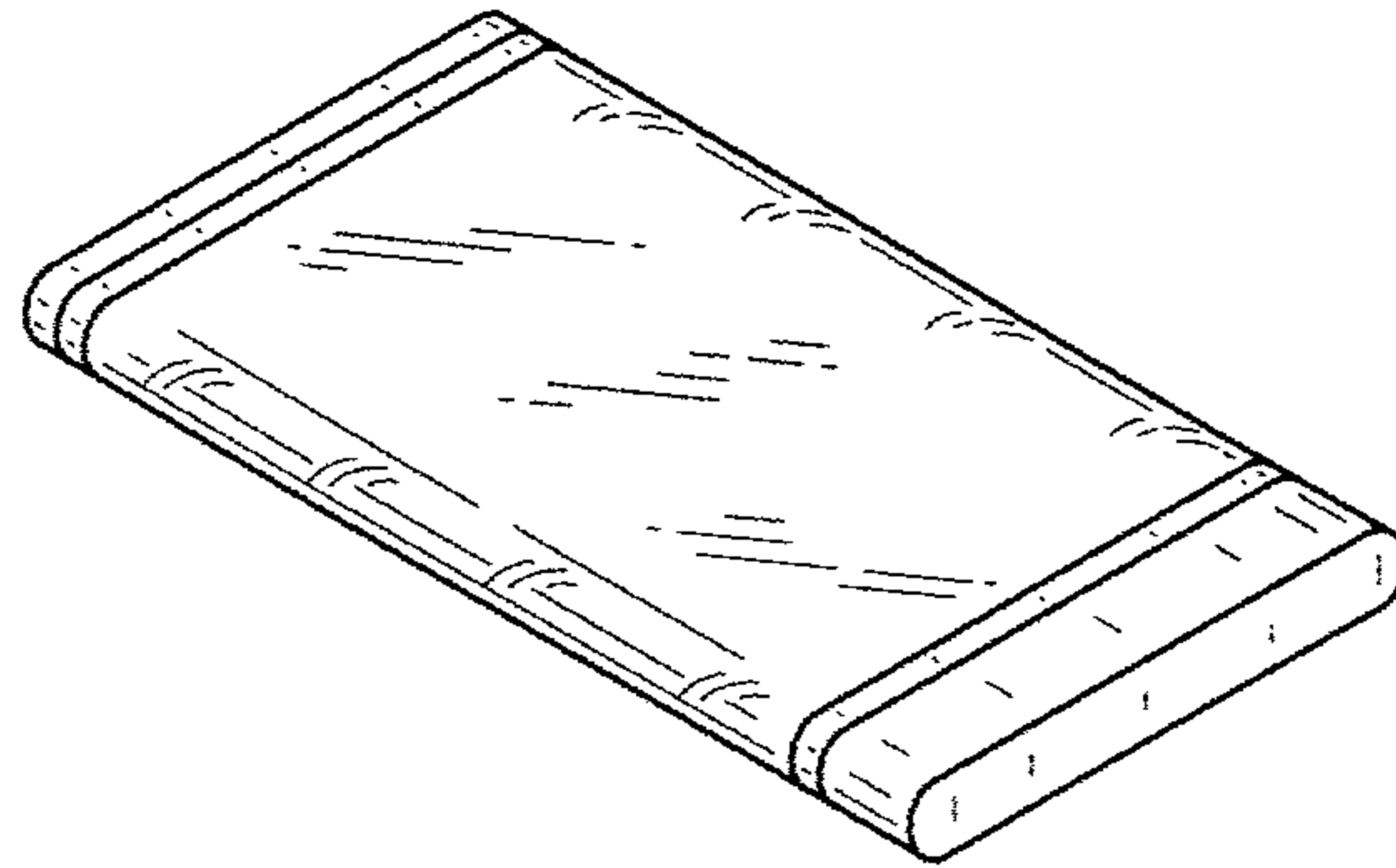


FIG. 8

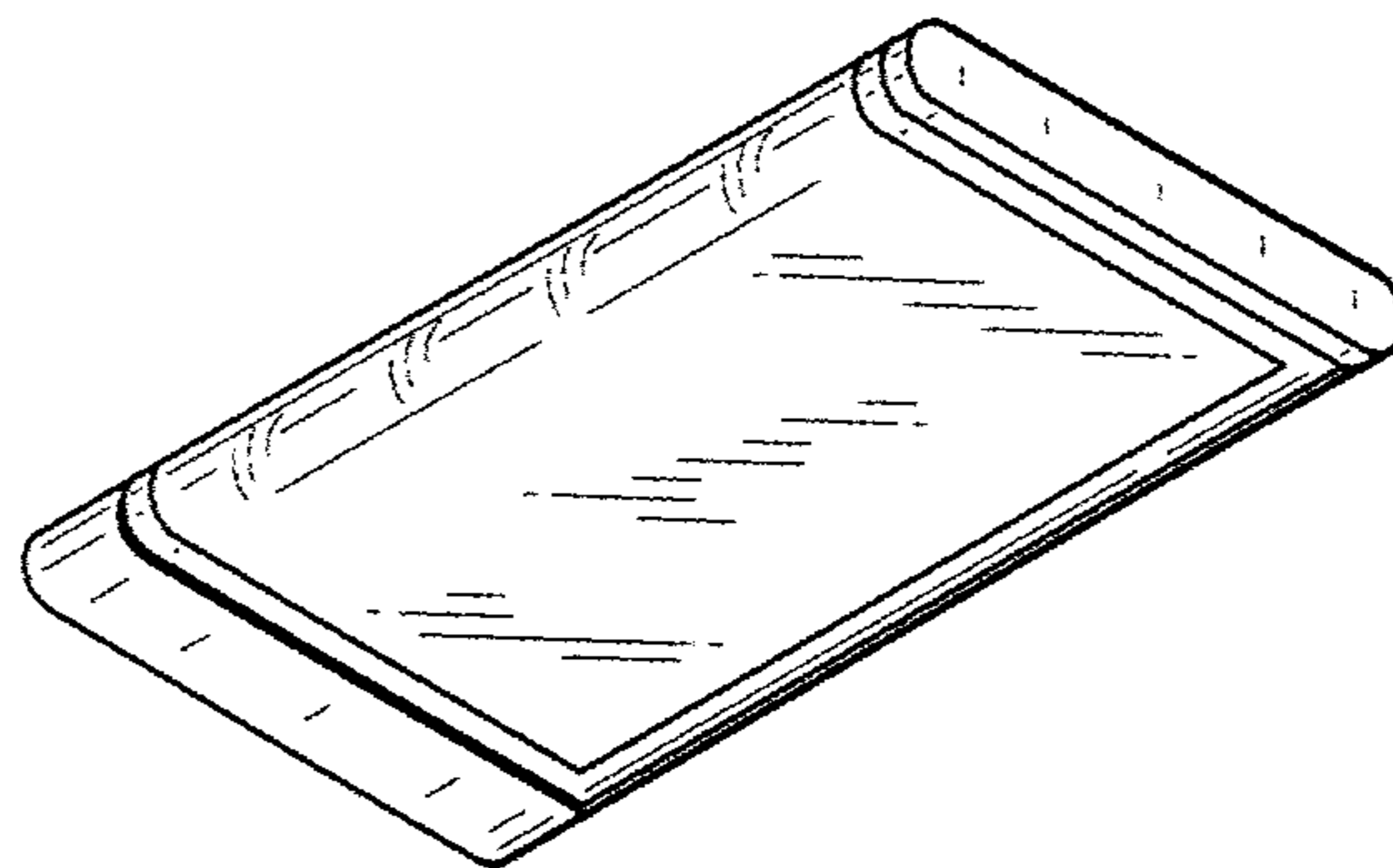




FIG. 9

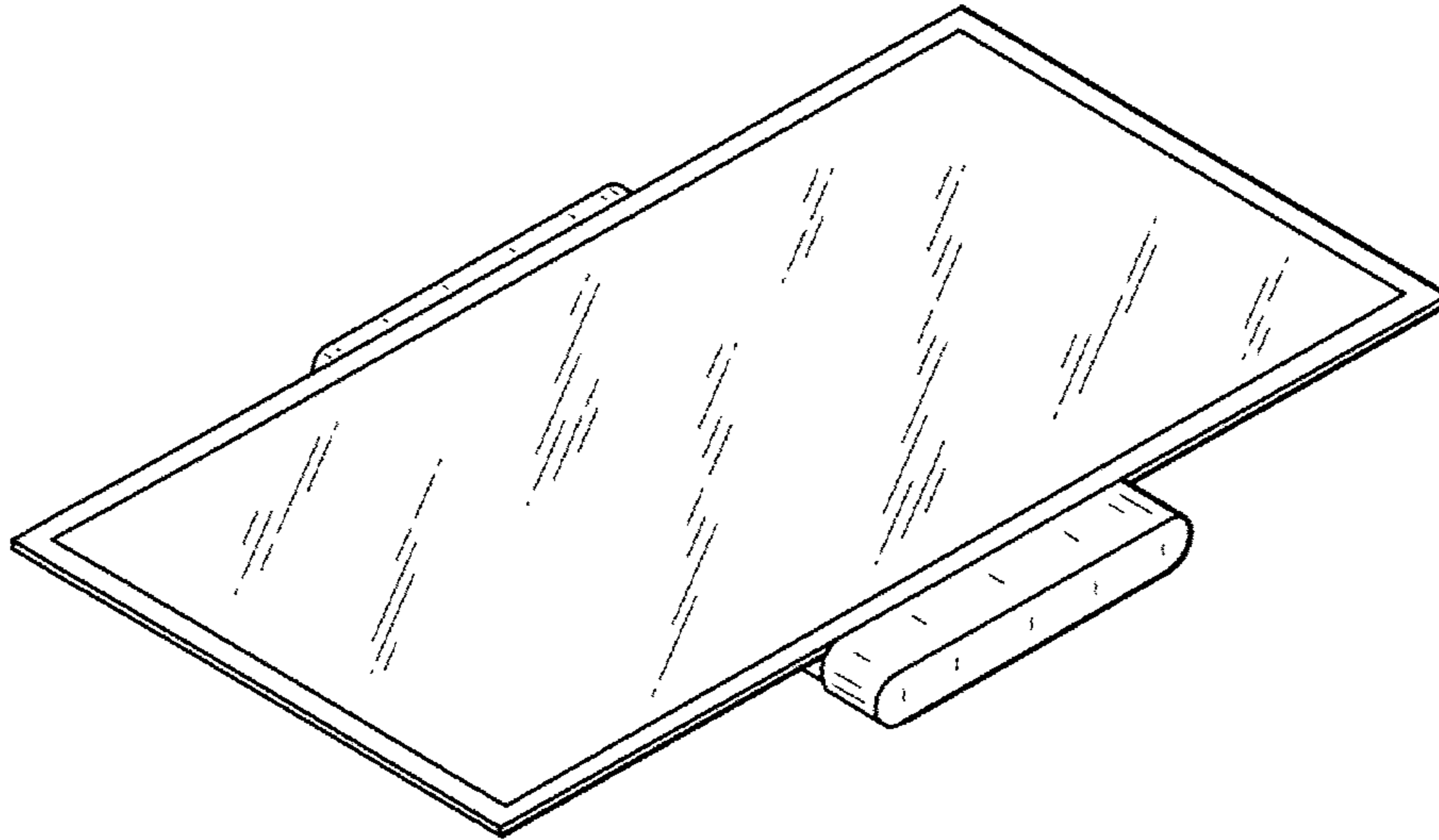


FIG. 10




FIG. 11

