

US00D761241S

(12) **United States Design Patent**
Nguyen et al.

(10) **Patent No.:** **US D761,241 S**
(45) **Date of Patent:** **** Jul. 12, 2016**

- (54) **CASE FOR A MOBILE PHONE**
- (71) Applicant: **SureFire, LLC**, Fountain Valley, CA (US)
- (72) Inventors: **Loc Nguyen**, Santa Ana, CA (US); **John W. Matthews**, Newport Beach, CA (US)
- (73) Assignee: **SureFire, LLC**, Fountain Valley, CA (US)

D671,933	S	*	12/2012	Rodgers	D14/250
D688,234	S	*	8/2013	Esses	D14/250
D689,851	S	*	9/2013	Chang	D14/250
D702,672	S	*	4/2014	Mather	D14/250
D703,648	S	*	4/2014	Magness	D14/250
D705,769	S	*	5/2014	Esses	D14/250
D709,063	S	*	7/2014	Chang	D14/250
D709,064	S	*	7/2014	Chang	D14/250
D709,488	S	*	7/2014	Bulkley	D14/250
D712,386	S	*	9/2014	Lu	D14/250
D712,388	S	*	9/2014	Jia	D14/250
2015/0076020	A1	*	3/2015	Smith	A45C 11/00 206/320

(**) Term: **15 Years**

(21) Appl. No.: **29/542,076**

(22) Filed: **Oct. 9, 2015**

Related U.S. Application Data

- (63) Continuation of application No. 29/528,851, filed on Jun. 1, 2015.
- (51) **LOC (10) CL.** **14-03**
- (52) **U.S. Cl.**
USPC **D14/250**
- (58) **Field of Classification Search**
USPC D14/238.1, 250, 440, 203.3–203.7, 217, D14/240, 248, 251–253, 447, 496; D3/201, D3/218, 247, 269, 273, 301, 303; D13/103, 107–108, 119
CPC A45C 1/06; A45C 11/00; A45C 13/02; A45C 2011/002; A45F 2005/026; A45F 2200/0525; A45F 2200/0516; H04B 1/3888; H04M 1/0283; H04M 1/0202
See application file for complete search history.

(56) **References Cited**

U.S. PATENT DOCUMENTS

D422,787	S	*	4/2000	Feng	D3/273
D445,791	S	*	7/2001	Ito	D14/368
D494,585	S	*	8/2004	Aupperle	D14/346
D641,756	S	*	7/2011	Hsieh	D14/440
D655,699	S	*	3/2012	Bau	D14/250
D668,661	S	*	10/2012	Norfolk	D14/440

OTHER PUBLICATIONS

SureFire Phone Case, published Jan. 9, 2016, URL:<<http://soldiersystems.net/2016/01/09/surefirephonecase/>>, retrieved from internet on Mar. 14, 2016.*

* cited by examiner

Primary Examiner — Carla Jobe Wright

(74) *Attorney, Agent, or Firm* — Haynes and Boone, LLP

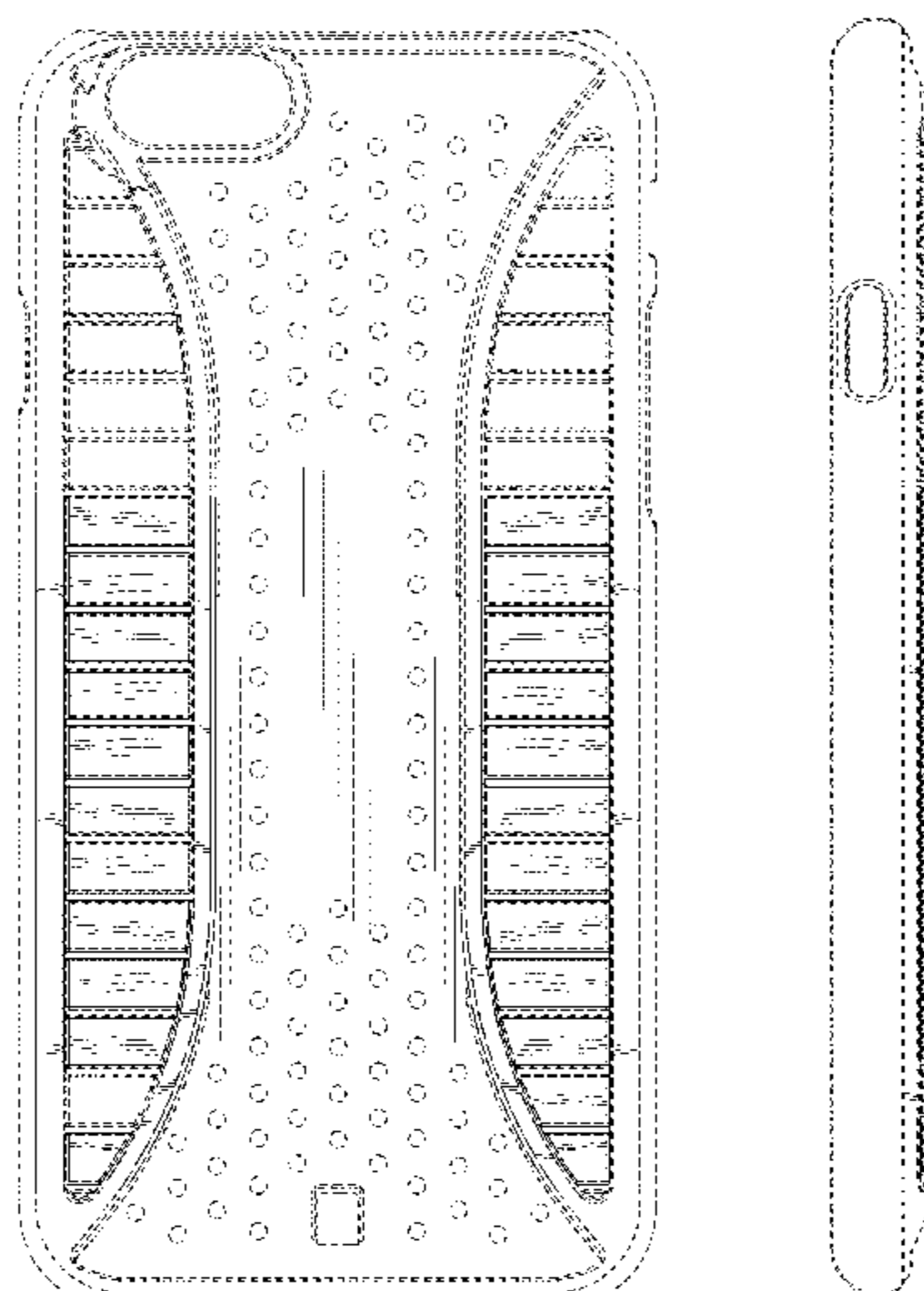
(57) **CLAIM**

The ornamental design for a case for a mobile phone, as shown and described.

DESCRIPTION

FIG. 1 is a rear perspective view of a case for a mobile phone showing our new design;
 FIG. 2 is a front perspective view thereof;
 FIG. 3 is a rear elevational view thereof;
 FIG. 4 is a front elevational view thereof;
 FIG. 5 is a left side elevational view thereof;
 FIG. 6 is a right side elevational view thereof;
 FIG. 7 is a top plan view thereof; and
 FIG. 8 is a bottom plan view thereof; and
 FIG. 9 is a front perspective view of the case with an environmental mobile phone.
 The broken lines in the drawings illustrate environmental features which form no part of the claimed design.

1 Claim, 7 Drawing Sheets



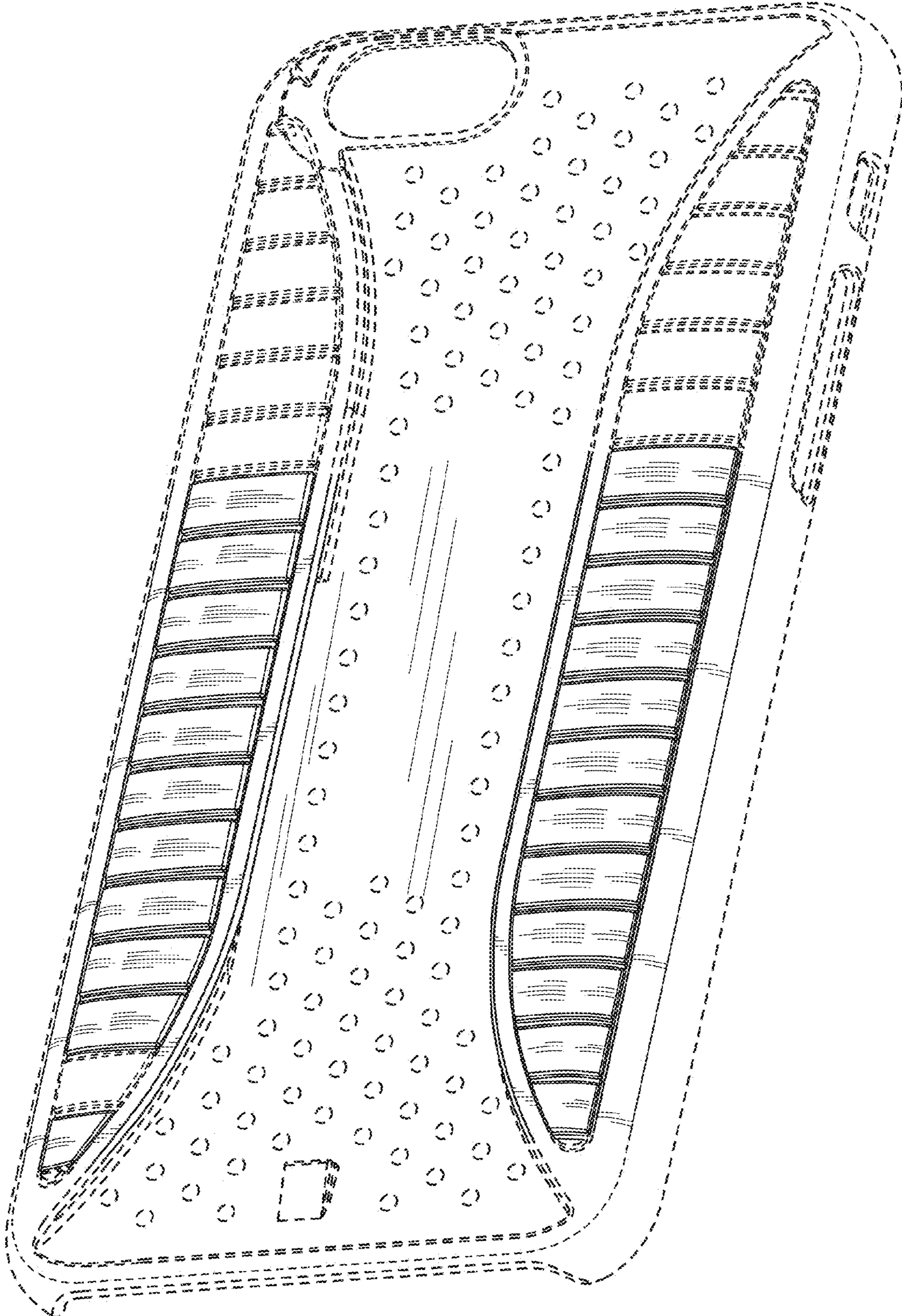


FIG. 1




FIG. 2

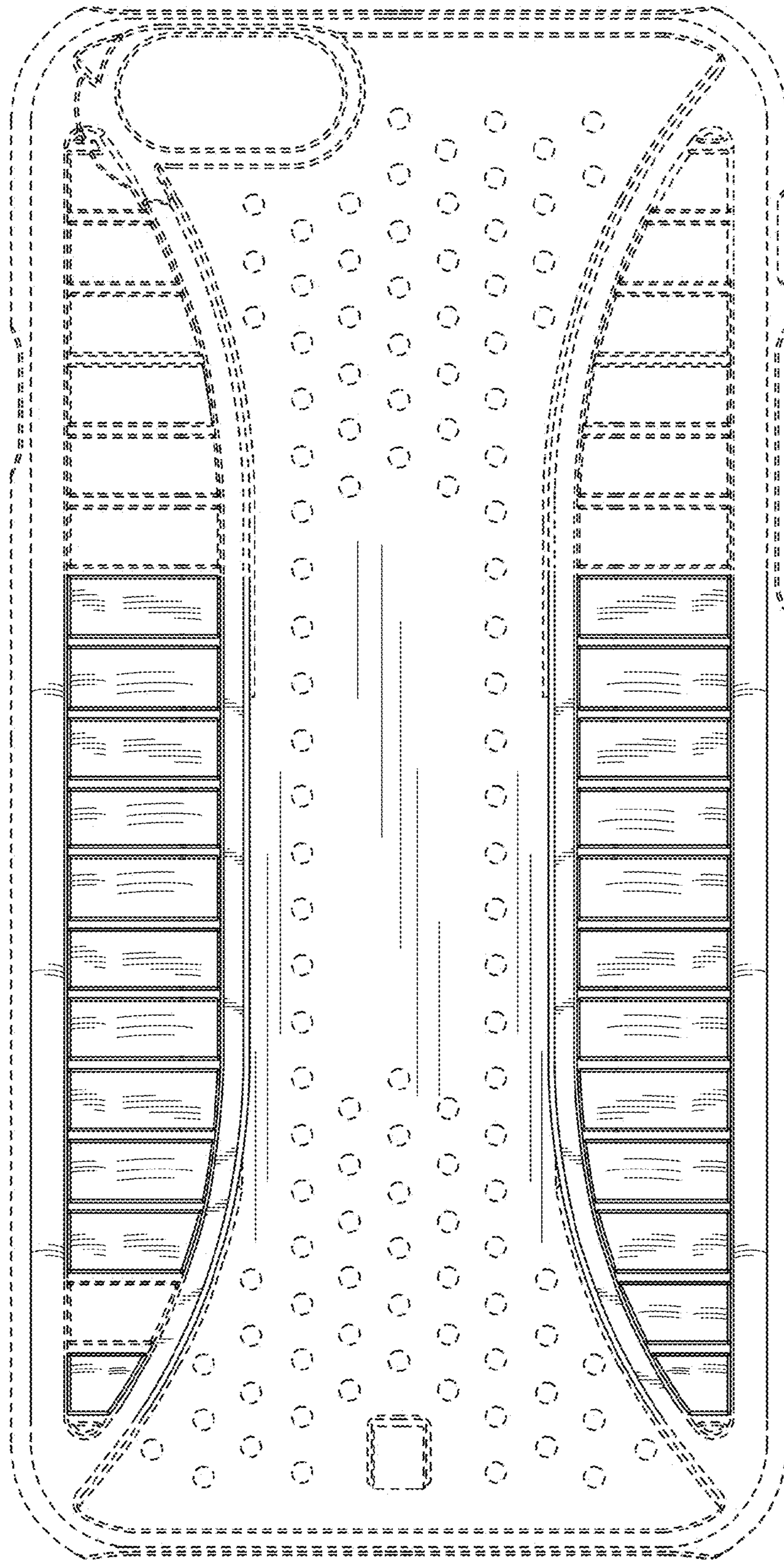


FIG. 3




FIG. 4

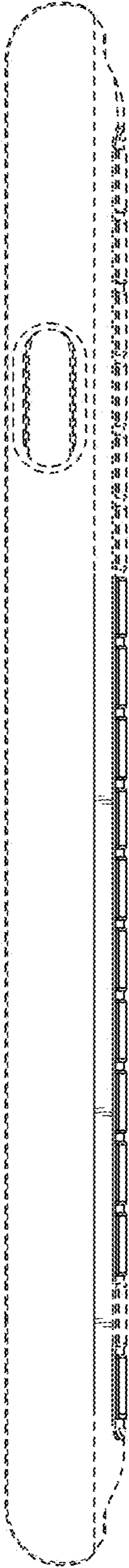


FIG. 5

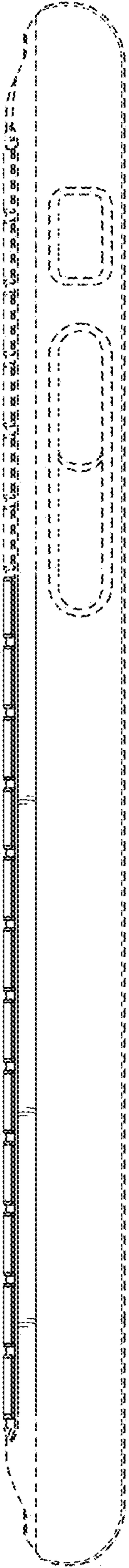


FIG. 6



FIG. 7




FIG. 8

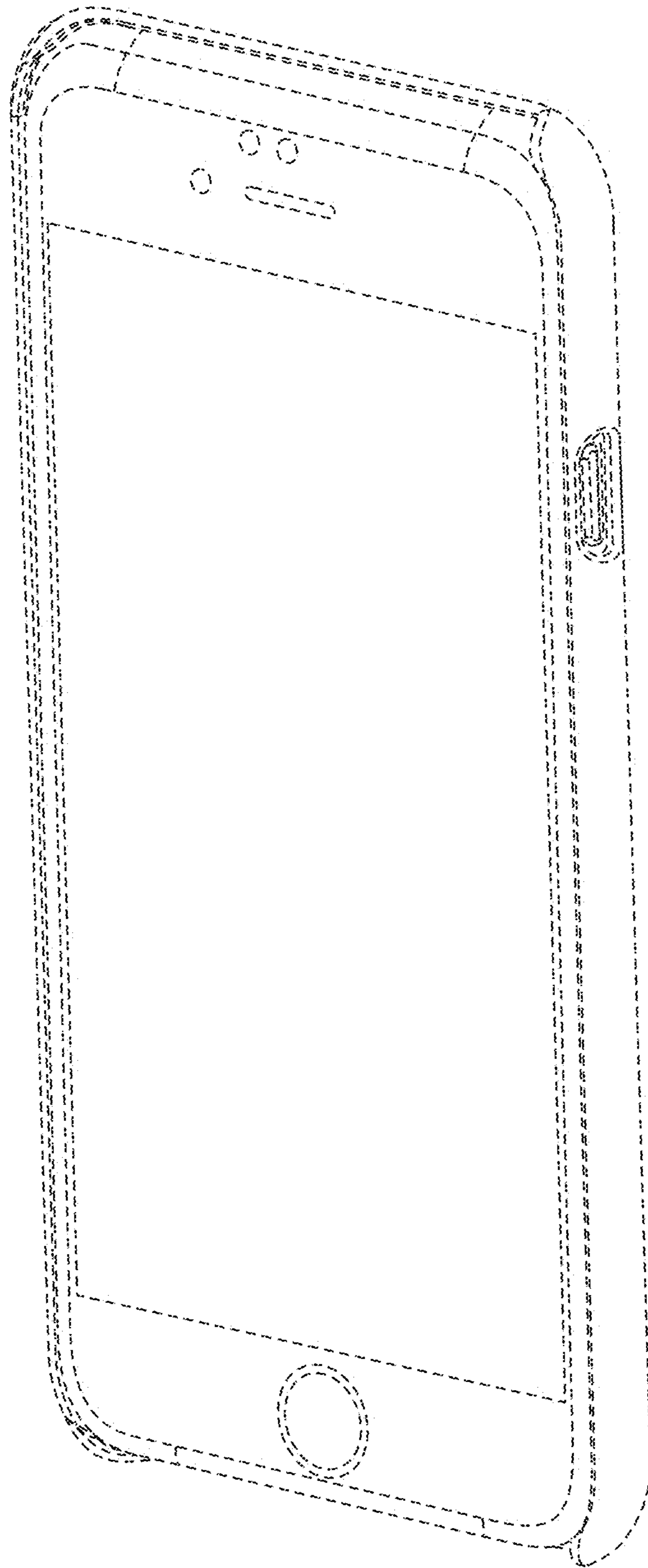


FIG. 9