



US00D761231S

(12) **United States Design Patent**  
**Kim et al.**

(10) **Patent No.:** **US D761,231 S**  
(45) **Date of Patent:** **\*\* Jul. 12, 2016**

(54) **SPEAKER**

H04R 2499/11; H04R 2499/13; H04R 2499/15; H04S 3/00; H04S 7/30

(71) Applicant: **LG ELECTRONICS INC.**, Seoul (KR)

See application file for complete search history.

(72) Inventors: **Kyoung Joung Kim**, Seoul (KR); **Hyun Hee You**, Seoul (KR)

(56) **References Cited**

(73) Assignee: **LG ELECTRONICS INC.**, Seoul (KR)

U.S. PATENT DOCUMENTS

(\*\*) Term: **15 Years**

D393,451 S *	4/1998	Faranda	.....	D14/434
D558,736 S *	1/2008	Kita	.....	D14/126
D708,166 S *	7/2014	Lim	.....	D14/209.1
D722,587 S *	2/2015	Green	.....	D14/188
D743,940 S *	11/2015	Yang	.....	D14/214
D746,338 S *	12/2015	Kim	.....	D14/204

(21) Appl. No.: **29/530,534**

\* cited by examiner

(22) Filed: **Jun. 17, 2015**

(30) **Foreign Application Priority Data**

*Primary Examiner* — Keli L Hill

Dec. 18, 2014 (KR) ..... 30-2014-0061962

(74) *Attorney, Agent, or Firm* — Birch, Stewart, Kolasch & Birch, LLP

(51) **LOC (10) Cl.** ..... **14-03**

(52) **U.S. Cl.**  
USPC ..... **D14/214**

(57) **CLAIM**

We claim the ornamental design for a speaker, as shown and described.

(58) **Field of Classification Search**

**DESCRIPTION**

USPC ..... D14/167, 168, 170–172, 188, 194–196, D14/204, 207, 209.1, 210–216, 219, 221, D14/222, 224, 239, 496; 181/143, 144, 147, 181/148, 150, 153, 157, 198, 199; 381/300, 381/303, 306, 332, 333, 336, 345, 361–364, 381/386, 388; 369/6–12

CPC .... B60R 11/0217; G06F 1/1688; G10K 9/22; G10K 11/004; H03F 1/327; H04M 1/03; H04M 1/035; H04N 5/642; H04N 21/4852; H04R 1/02; H04R 1/06; H04R 1/021; H04R 1/025; H04R 1/026; H04R 1/028; H04R 1/105; H04R 1/323; H04R 1/403; H04R 1/2803; H04R 1/2834; H04R 5/02; H04R 7/20; H04R 9/06; H04R 9/025; H04R 2201/021; H04R 2400/00; H04R 2400/07;

FIG. 1 is a perspective view of a speaker showing our new design;  
 FIG. 2 is a front elevation view thereof;  
 FIG. 3 is a rear elevation view thereof;  
 FIG. 4 is a left-side elevation view thereof;  
 FIG. 5 is a right-side elevation view thereof;  
 FIG. 6 is a top plan view thereof;  
 FIG. 7 is a bottom plan view thereof; and,  
 FIG. 8 is a looked-up perspective view in a state of use.  
 The broken lines in the drawing figures are included for the purpose of illustrating environment and form no part of the claimed design.

**1 Claim, 5 Drawing Sheets**


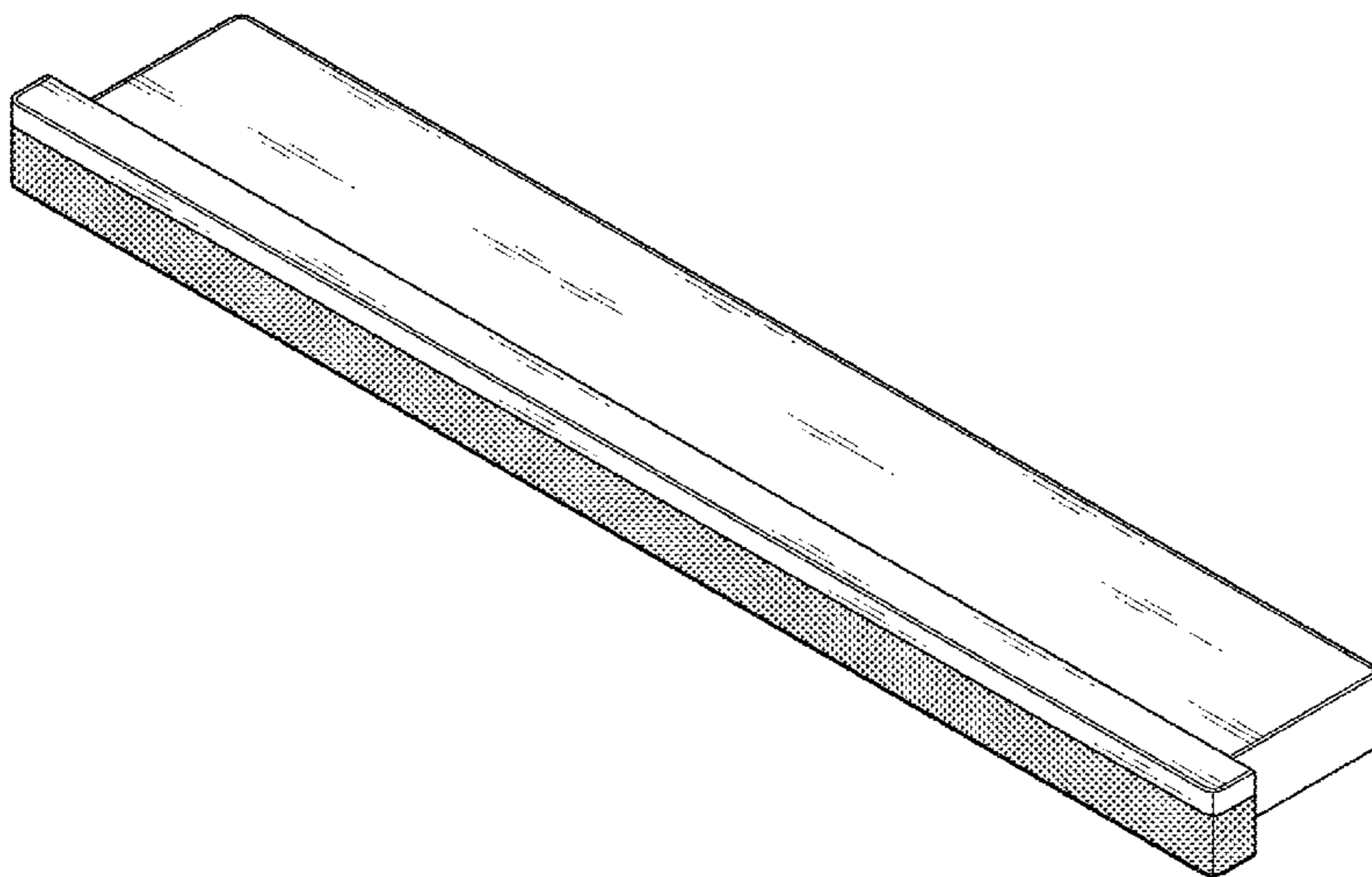


FIG. 1

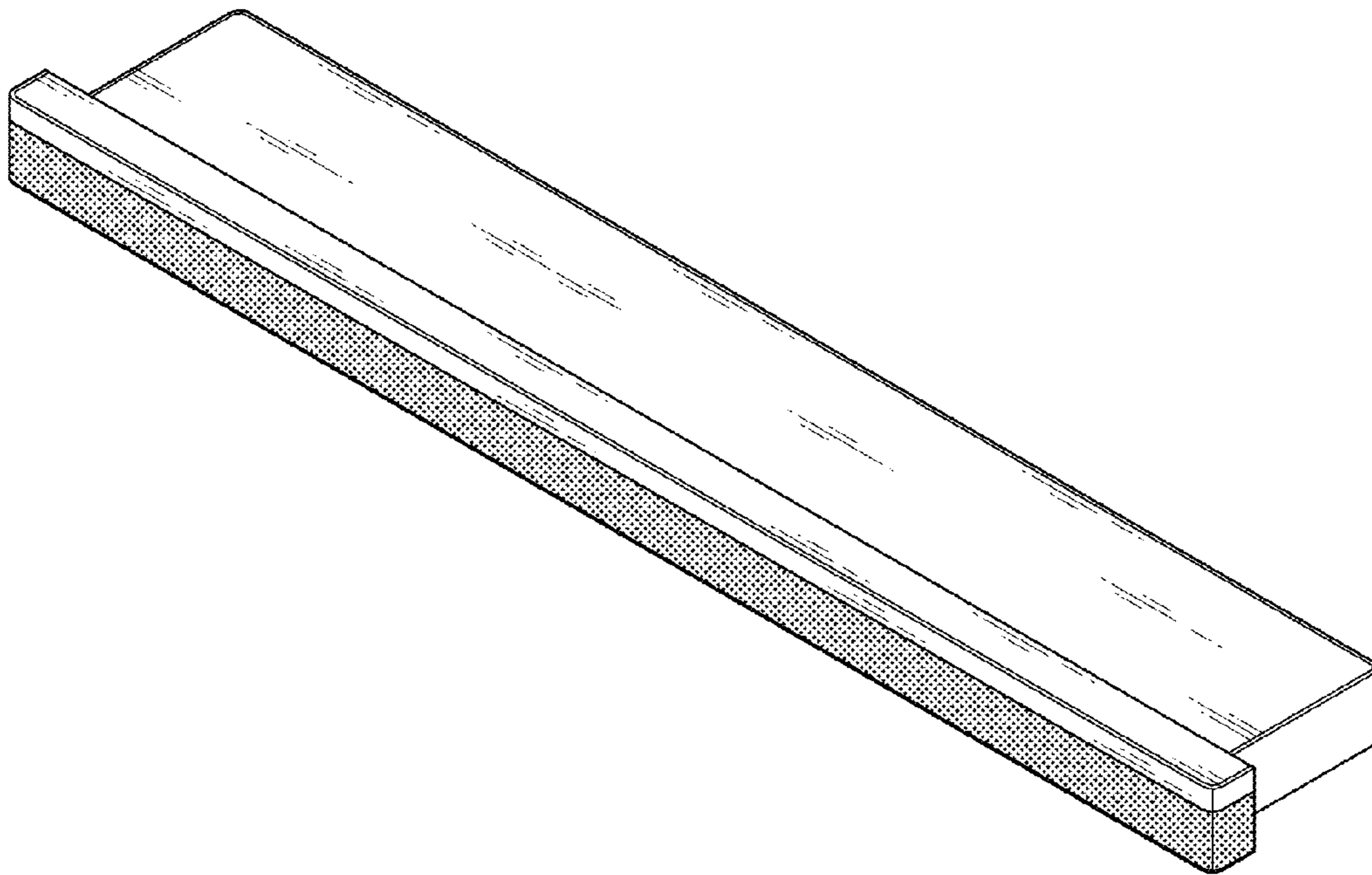


FIG. 2

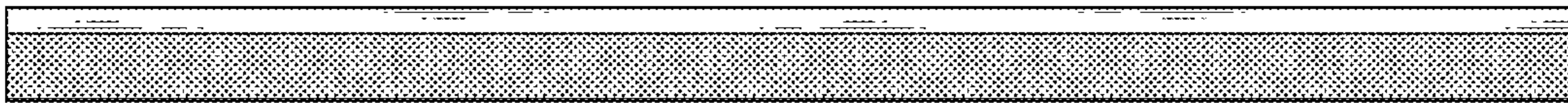


FIG. 3




FIG. 4

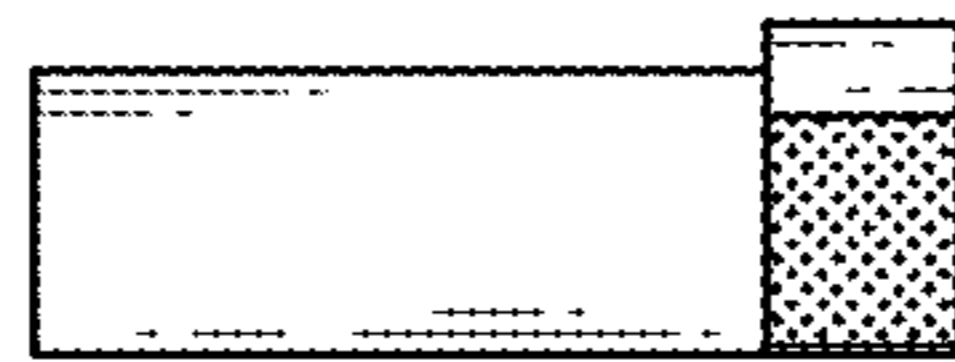


FIG. 5




FIG. 6




FIG. 7




FIG. 8

