



US00D761228S

(12) **United States Design Patent**  
**Cho et al.**

(10) **Patent No.:** **US D761,228 S**  
(45) **Date of Patent:** **\*\* Jul. 12, 2016**

(54) **SPEAKER**

(71) Applicant: **Samsung Electronics Co., Ltd.**,  
Suwon-si, Gyeonggi-do (KR)  
(72) Inventors: **Chulyong Cho**, Seoul (KR); **Min Hee Lee**, Seoul (KR); **Min Joon Jung**, Seoul (KR); **Kyounghoon Kim**, Seongnam-si (KR)  
(73) Assignee: **SAMSUNG ELECTRONICS CO., LTD.** (KR)  
(\*\*) Term: **14 Years**

(21) Appl. No.: **29/497,830**

(22) Filed: **Jul. 29, 2014**

(30) **Foreign Application Priority Data**

Jan. 29, 2014 (KR) ..... 30-2014-0005052

(51) **LOC (10) Cl.** ..... **14-01**

(52) **U.S. Cl.**  
USPC ..... **D14/204**

(58) **Field of Classification Search**  
USPC ..... D14/167, 168, 170–172, 188, 194, 204, D14/207, 209.1, 210–217, 221, 222, 224, D14/299, 375–377, 496; 181/143, 144, 148, 181/153, 157, 198, 199; 248/309.3, 310, 248/311.2, 312.1, 688; 369/6–12; 381/300–303, 306, 332, 333, 336, 345, 381/361–364, 366, 386–388  
CPC ..... A47B 81/06; F16B 47/00; F16M 11/10; F16M 11/041; F16M 11/105; F16M 11/2078; H04R 1/02; H04R 1/021; H04R 19/013; H04R 2420/07; H05K 5/00

See application file for complete search history.

(56) **References Cited**

U.S. PATENT DOCUMENTS

D296,786	S	*	7/1988	Baskin	.....	D10/2
D451,085	S	*	11/2001	Masui	.....	D14/211
D540,780	S	*	4/2007	Kim	.....	D14/211
D545,297	S	*	6/2007	Lee	.....	D14/168
D576,152	S	*	9/2008	Smith	.....	D14/214
D586,781	S	*	2/2009	Kim	.....	D14/211
D613,291	S	*	4/2010	Carver	.....	D14/218
D639,272	S	*	6/2011	Chow	.....	D14/209.1
D653,521	S	*	2/2012	Wike	.....	D8/310
D657,790	S	*	4/2012	Lee	.....	D14/374
2012/0118770	A1	*	5/2012	Valls	.....	F16M 11/10 206/320

\* cited by examiner

*Primary Examiner* — Derrick Holland

*Assistant Examiner* — Janice Lim

(74) *Attorney, Agent, or Firm* — Cantor Colburn LLP

(57) **CLAIM**

The ornamental design for a speaker, as shown and described.

**DESCRIPTION**

FIG. 1 is a front perspective view of a speaker, showing our new design;  
FIG. 2 is a front view thereof;  
FIG. 3 is a rear view thereof;  
FIG. 4 is a side view thereof;  
FIG. 5 is another side view thereof;  
FIG. 6 is a top plan view thereof;  
FIG. 7 is a bottom plan view thereof; and,  
FIG. 8 is another perspective view thereof, as shown in use.  
The broken line portions of FIGS. 1-8 are included to show unclaimed subject matter only and form no part of the claimed design.

**1 Claim, 8 Drawing Sheets**


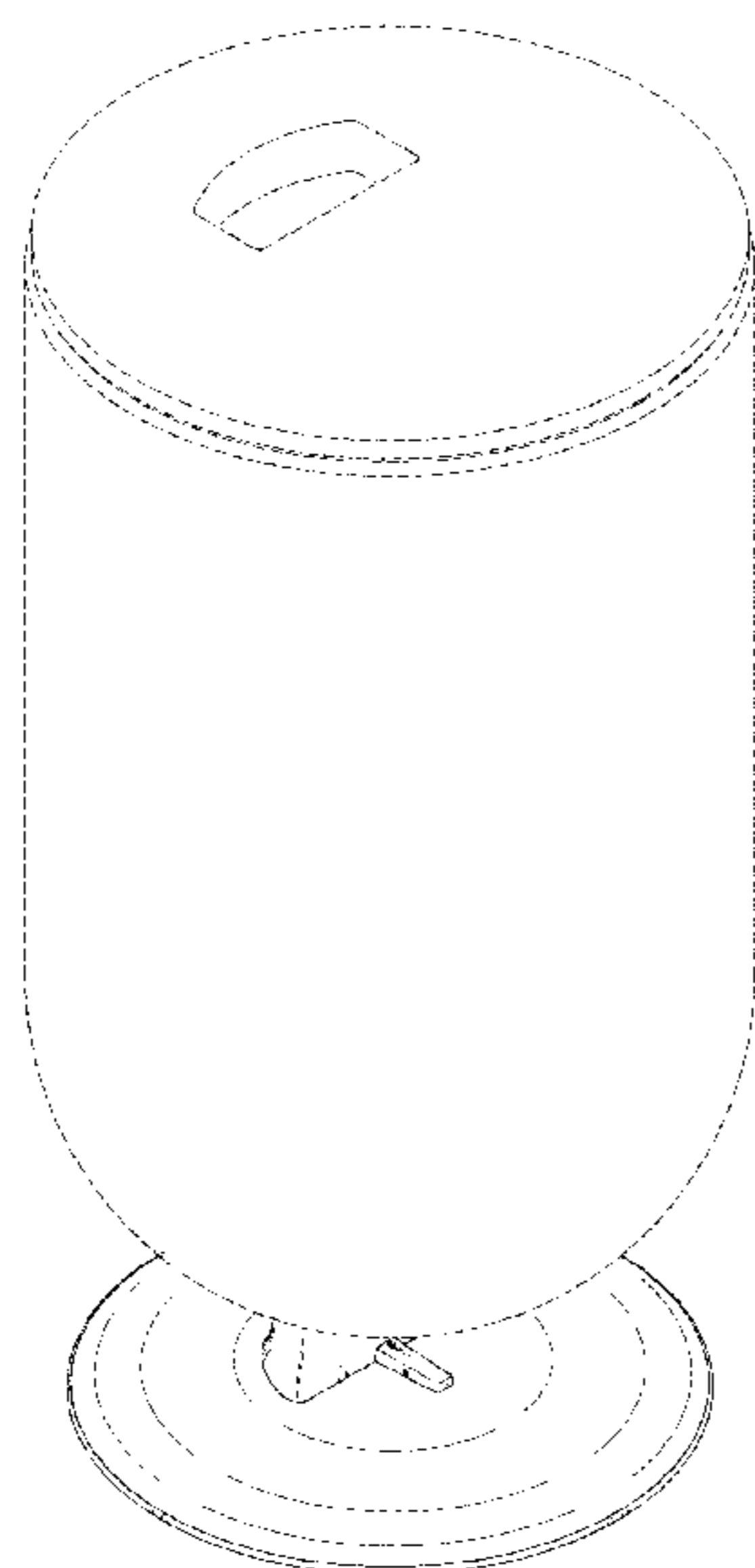


FIG. 1

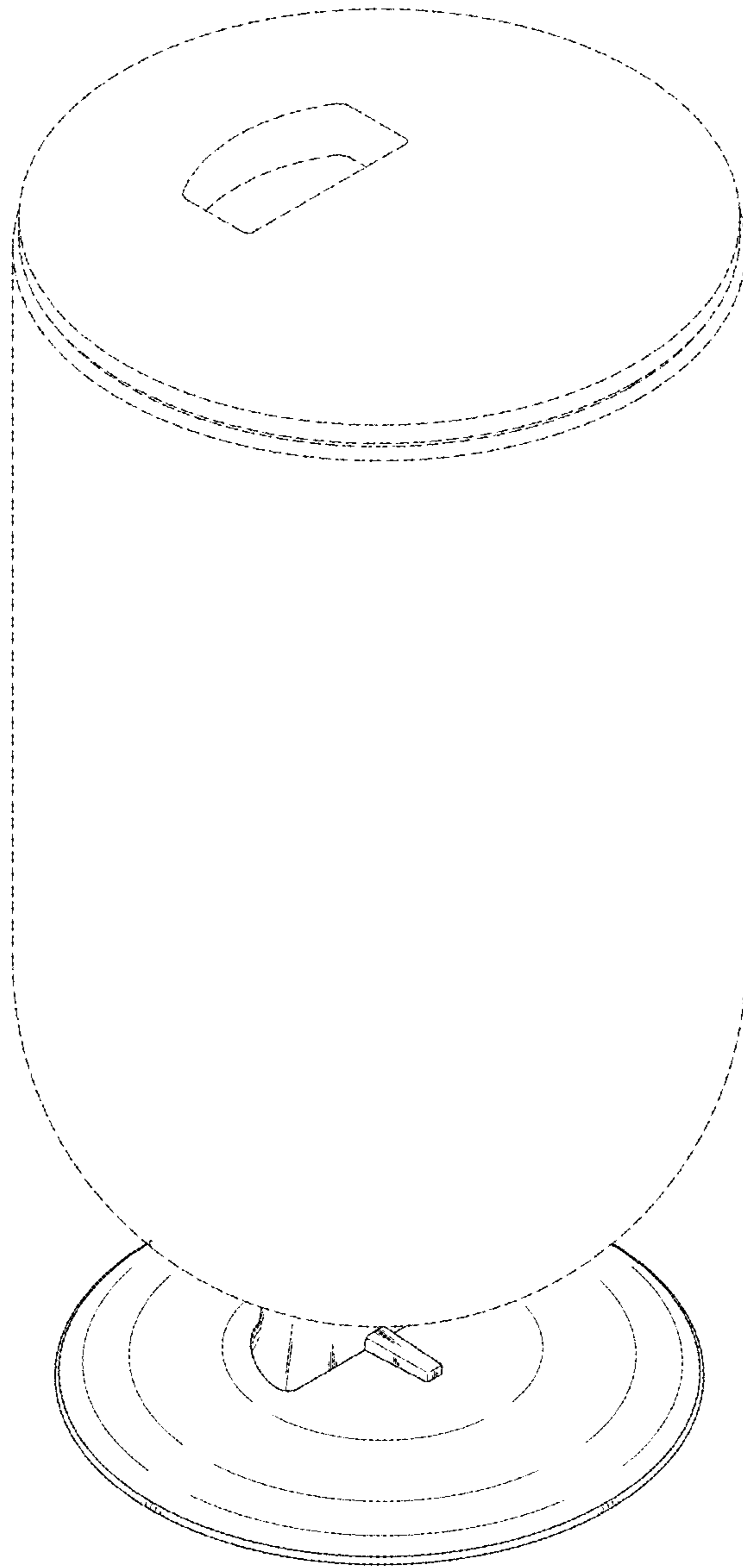


FIG. 2




FIG. 3




FIG. 4




FIG. 5




FIG. 6




FIG. 7

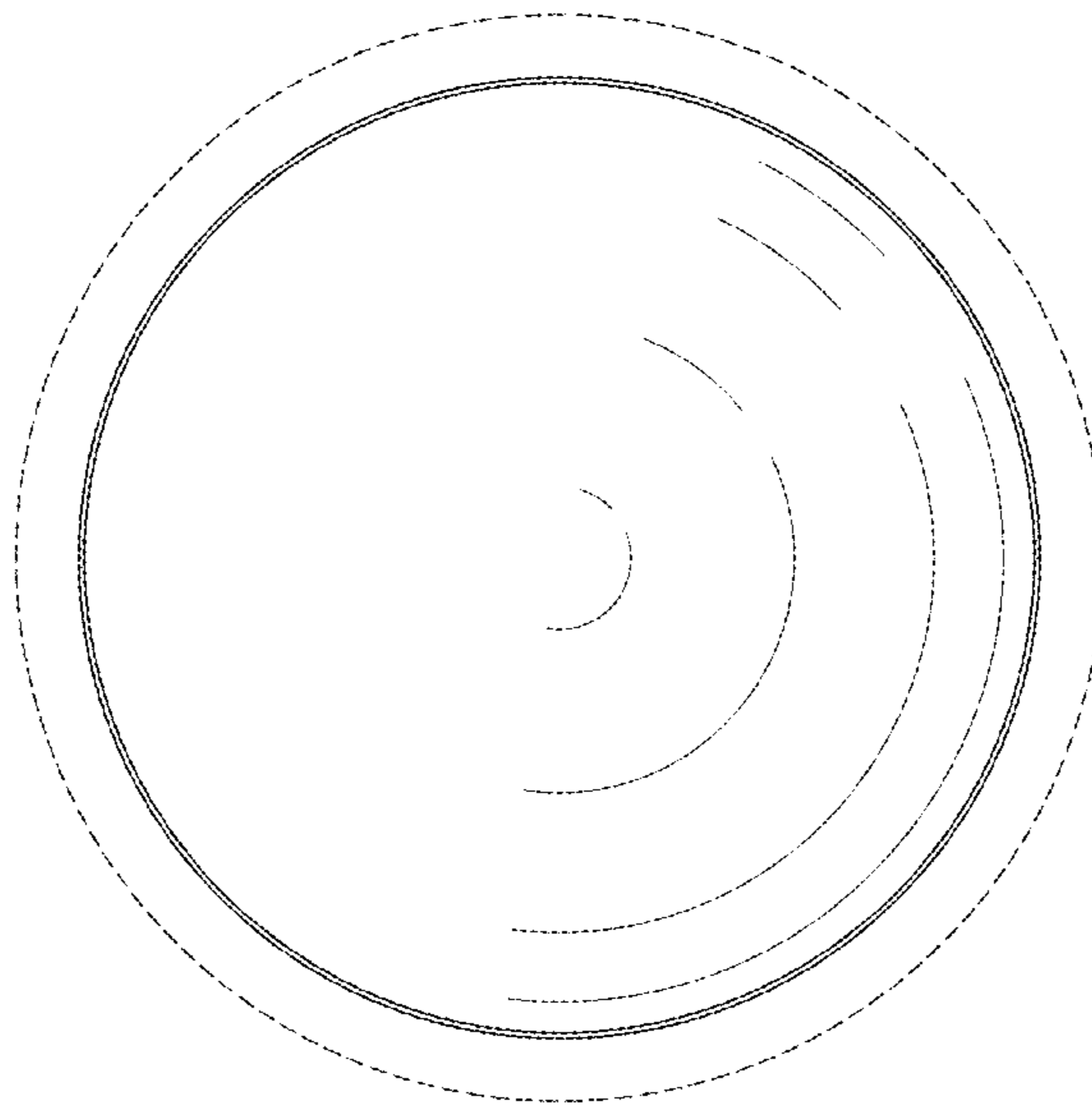




FIG. 8

