

US00D761225S

(12) **United States Design Patent**
Poulin

(10) **Patent No.:** **US D761,225 S**

(45) **Date of Patent:** **** *Jul. 12, 2016**

(54) **MOBILE PHONE**

(71) Applicant: **SHARP KABUSHIKI KAISHA**, Osaka (JP)

(72) Inventor: **Philippe Poulin**, Kyoto (JP)

(73) Assignee: **SHARP KABUSHIKI KAISHA**, Osaka (JP)

(*) Notice: This patent is subject to a terminal disclaimer.

(**) Term: **14 Years**

(21) Appl. No.: **29/491,492**

(22) Filed: **May 21, 2014**

(51) **LOC (10) Cl.** **14-03**

(52) **U.S. Cl.**
USPC **D14/138 G**

(58) **Field of Classification Search**
USPC ... D14/138 G, 138 AD, 248, 138 R, 138 AC, D14/247, 137, 341-347

CPC H04M 1/0202; H04M 1/0235; H04M 1/0237; H04M 1/0239; H04M 1/0266; H04M 1/0268; H04M 1/027; H04M 1/0295

See application file for complete search history.

(56) **References Cited**

U.S. PATENT DOCUMENTS

D578,987 S *	10/2008	Lee	D14/138 AD
D582,377 S *	12/2008	Kim	D14/138 AD
D616,465 S *	5/2010	Jones	D14/203.3
D636,752 S *	4/2011	Liao	D14/138 G
D639,277 S *	6/2011	Alvarado	D14/218
D646,661 S *	10/2011	Kim	D14/138 AD
D647,501 S *	10/2011	Kim	D14/138 G
D671,905 S *	12/2012	Mauritzson	D14/138 G
D677,233 S *	3/2013	Mauritzson	D14/138 G
D677,234 S *	3/2013	Hirano	D14/138 G
D677,235 S *	3/2013	Hibi	D14/138 G

D682,802 S *	5/2013	Zhao	D14/138 G
D683,325 S *	5/2013	Sugiyama	D14/138 G
D698,746 S *	2/2014	Kaneta	D14/138 G
D707,642 S *	6/2014	Shao	D14/138 G
D712,368 S *	9/2014	Hibi	D14/138 G
D712,865 S *	9/2014	Mauritzson	D14/138 G
D717,263 S *	11/2014	Wozniak	D14/138 G
D717,265 S *	11/2014	Zhao	D14/138 G

(Continued)

OTHER PUBLICATIONS

HTC Touch Diamond2, announced Feb. 2009, [online], [retrieved on Feb. 20, 2009]. Retrieved from Internet ,<URL: http://www.gsmarena.com>.*

(Continued)

Primary Examiner — Bridget L Eland

(74) *Attorney, Agent, or Firm* — Birch, Stewart, Kolasch & Birch, LLP

(57) **CLAIM**

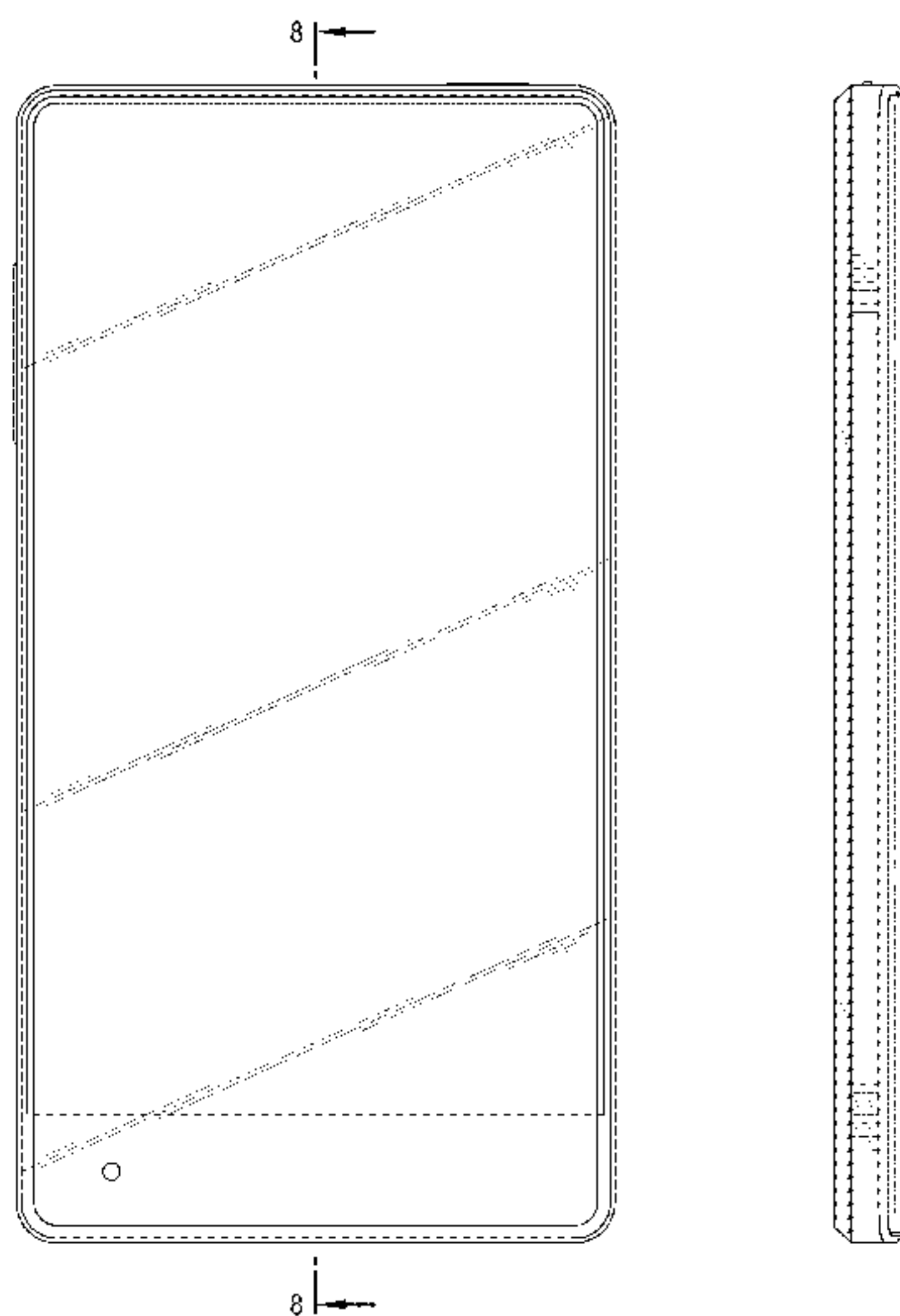
The ornamental design for a mobile phone, as shown and described.

DESCRIPTION

FIG. 1 is a front perspective view of a mobile phone showing my new design;
FIG. 2 is a front elevational view thereof;
FIG. 3 is a rear elevational view thereof;
FIG. 4 is a top view thereof;
FIG. 5 is a bottom view thereof;
FIG. 6 is a right side elevational view thereof;
FIG. 7 is a left side elevational view;
FIG. 8 is a right side cross section view thereof, along line 8-8 of FIG. 2; and,
FIG. 9 is a rear perspective view of the mobile phone of FIG. 1.

The broken lines in the FIG. 8 view are directed to environment; the broken lines form no part of the claimed design.

1 Claim, 8 Drawing Sheets



(56)

References Cited

U.S. PATENT DOCUMENTS

D729,189 S * 5/2015 Kangasmaa D14/138 G
D730,859 S * 6/2015 Kaneta D14/138 G
D730,863 S * 6/2015 Yamagishi D14/138 G
2007/0287512 A1 * 12/2007 Kilpi H04M 1/0239
455/575.1
2010/0255862 A1 * 10/2010 Mitsunaga H04M 1/0235
455/466
2013/0203462 A1 * 8/2013 Tahk G06F 3/04845
455/556.1
2014/0335912 A1 * 11/2014 Chi H04M 1/0266
455/556.1

OTHER PUBLICATIONS

Sony Xperia T2 Ultra dual, announced Jan. 2014, [online], [retrieved on May 30, 2014]. Retrieved from Internet ,<URL: <http://www.gsmarena.com>>.*
Sony Xperia C3, announced Jul. 2014, [online], [retrieved on May 31, 2015]. Retrieved from Internet ,<URL: <http://www.gsmarena.com>>.*
Sony Xperia Z Ultra, announced Jun. 2013, [online], [retrieved on May 30, 2014]. Retrieved from Internet ,<URL: <http://www.gsmarena.com>>.*

* cited by examiner




FIG. 1




FIG.2




FIG.3

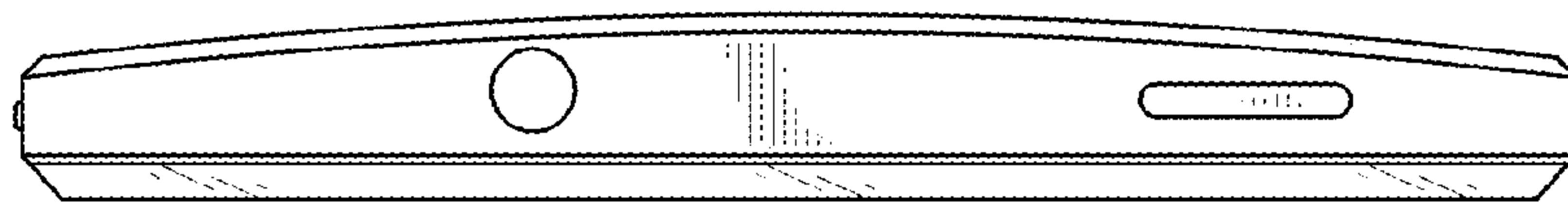


FIG. 4

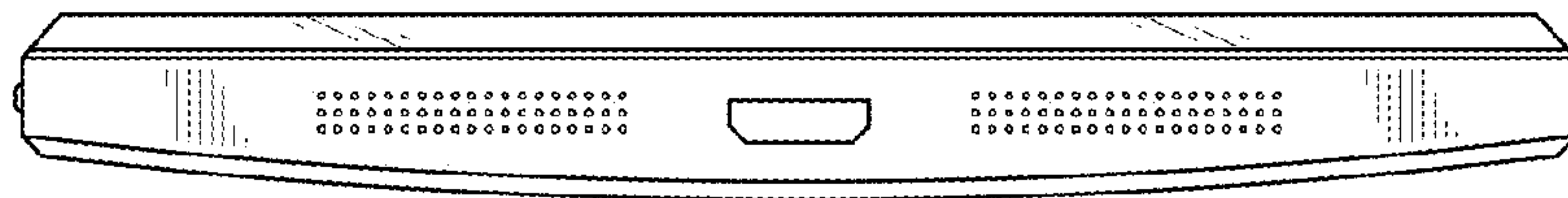


FIG. 5




FIG.6

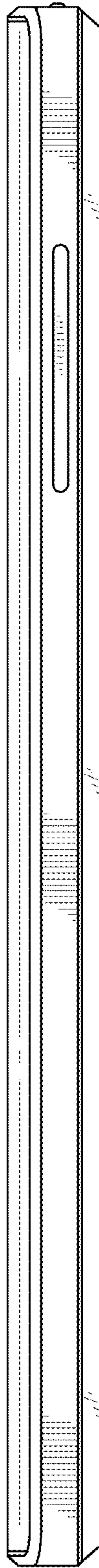


FIG. 7




FIG. 8




FIG.9