



US00D761210S

(12) **United States Design Patent**  
**Iwata et al.**

(10) **Patent No.:** **US D761,210 S**  
(45) **Date of Patent:** **\*\* Jul. 12, 2016**

(54) **FUSE**

(71) Applicant: **PACIFIC ENGINEERING CORP.**,  
Ogaki-shi, Gifu-ken (JP)

(72) Inventors: **Atsushi Iwata**, Ogaki (JP); **Daiji Kondo**, Ogaki (JP)

(73) Assignee: **Pacific Engineering Corp.** (JP)

(\*\*) Term: **14 Years**

(21) Appl. No.: **29/508,592**

(22) Filed: **Nov. 7, 2014**

(30) **Foreign Application Priority Data**

May 12, 2014 (JP) ..... 2014-011294

(51) **LOC (10) Cl.** ..... **13-03**

(52) **U.S. Cl.**  
USPC ..... **D13/161**

(58) **Field of Classification Search**  
USPC ..... D13/110, 112, 118, 123, 133, 146, 147,  
D13/154, 158-161, 173, 175, 176, 178, 184,  
D13/199  
CPC ..... H01H 37/76; H01H 85/00; H01H 85/04;  
H01H 85/08; H01H 85/10; H01H 85/14;  
H01H 85/17; H01H 85/175; H01H 85/20;  
H01H 85/30; H01H 85/48; H01H 85/02;  
H01H 85/38; H01R 13/62; H01R 13/68;  
H01R 12/00

See application file for complete search history.

(56) **References Cited**

**U.S. PATENT DOCUMENTS**

D407,692 S \* 4/1999 Lin ..... D13/161  
6,452,474 B1 \* 9/2002 Oh ..... H01H 85/0417  
337/186  
6,608,546 B2 \* 8/2003 Andoh ..... H01H 85/0417  
337/142  
D558,150 S \* 12/2007 Yang ..... D13/161

D575,745 S \* 8/2008 Beckert ..... D13/161  
D671,504 S \* 11/2012 Andoh ..... D13/161  
D695,233 S \* 12/2013 Kobayashi ..... D13/161  
2001/0026209 A1 \* 10/2001 Kondo ..... H01H 85/0417  
337/260  
2001/0026210 A1 \* 10/2001 Endo ..... H01H 85/0417  
337/260  
2004/0070485 A1 \* 4/2004 Andoh ..... H01H 85/17  
337/198  
2009/0179727 A1 \* 7/2009 Urrea ..... H01H 85/0417  
337/187  
2012/0223801 A1 \* 9/2012 Moon ..... H01H 69/02  
337/265

**OTHER PUBLICATIONS**

Bussmann BP/ATM-10, dated Oct. 11, 2006, [online], [site visited Apr. 29, 2016]. Available from Internet, <URL: [http://www.amazon.com/Bussmann-BP-ATM-10-Acting-Mini-Fuse/dp/B0001YBJV2/ref=pd\\_bxgy\\_263\\_img\\_2?ie=UTF8&refRID=0A9VT089KXY1PPHM8ZZ2](http://www.amazon.com/Bussmann-BP-ATM-10-Acting-Mini-Fuse/dp/B0001YBJV2/ref=pd_bxgy_263_img_2?ie=UTF8&refRID=0A9VT089KXY1PPHM8ZZ2)>.\*

\* cited by examiner

*Primary Examiner* — Thomas Johannes

*Assistant Examiner* — Shawn T Gingrich

(74) *Attorney, Agent, or Firm* — Caesar Rivise, PC

(57) **CLAIM**

The ornamental design for a fuse, as shown and described.

**DESCRIPTION**

FIG. 1 is an isometric view of a fuse showing our new design; FIG. 2 is front view thereof, the rear view being identical to the front view; FIG. 3 is a top plan view thereof; FIG. 4 is a bottom plan view thereof; FIG. 5 is a right side view of the design thereof, the left side view being identical to the right side view; and, FIG. 6 is a cross-sectional view taken along line 6-6 in FIG. 3. The oblique shade lines shown in the drawings represent that the housing is transparent.

**1 Claim, 5 Drawing Sheets**

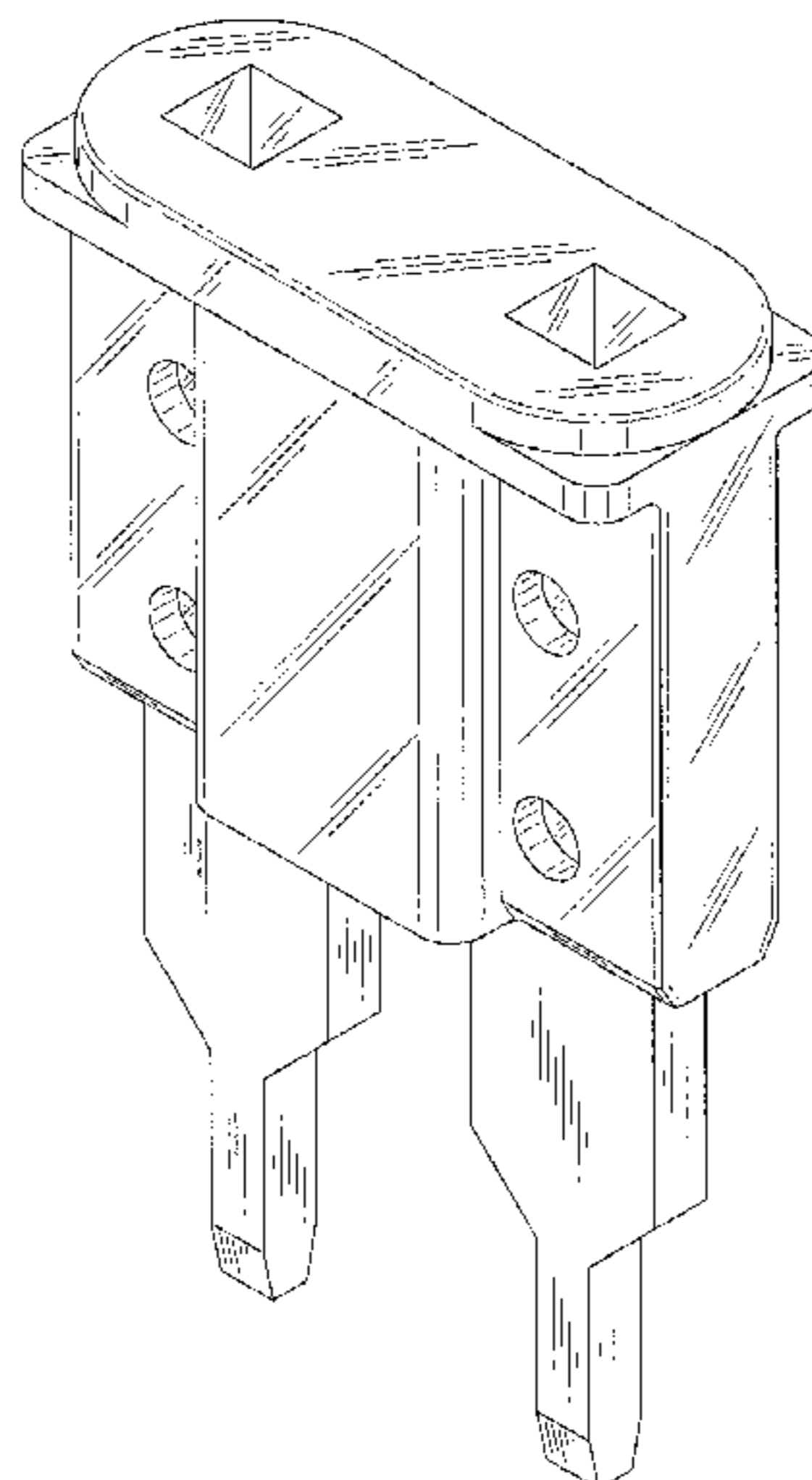


Fig. 1

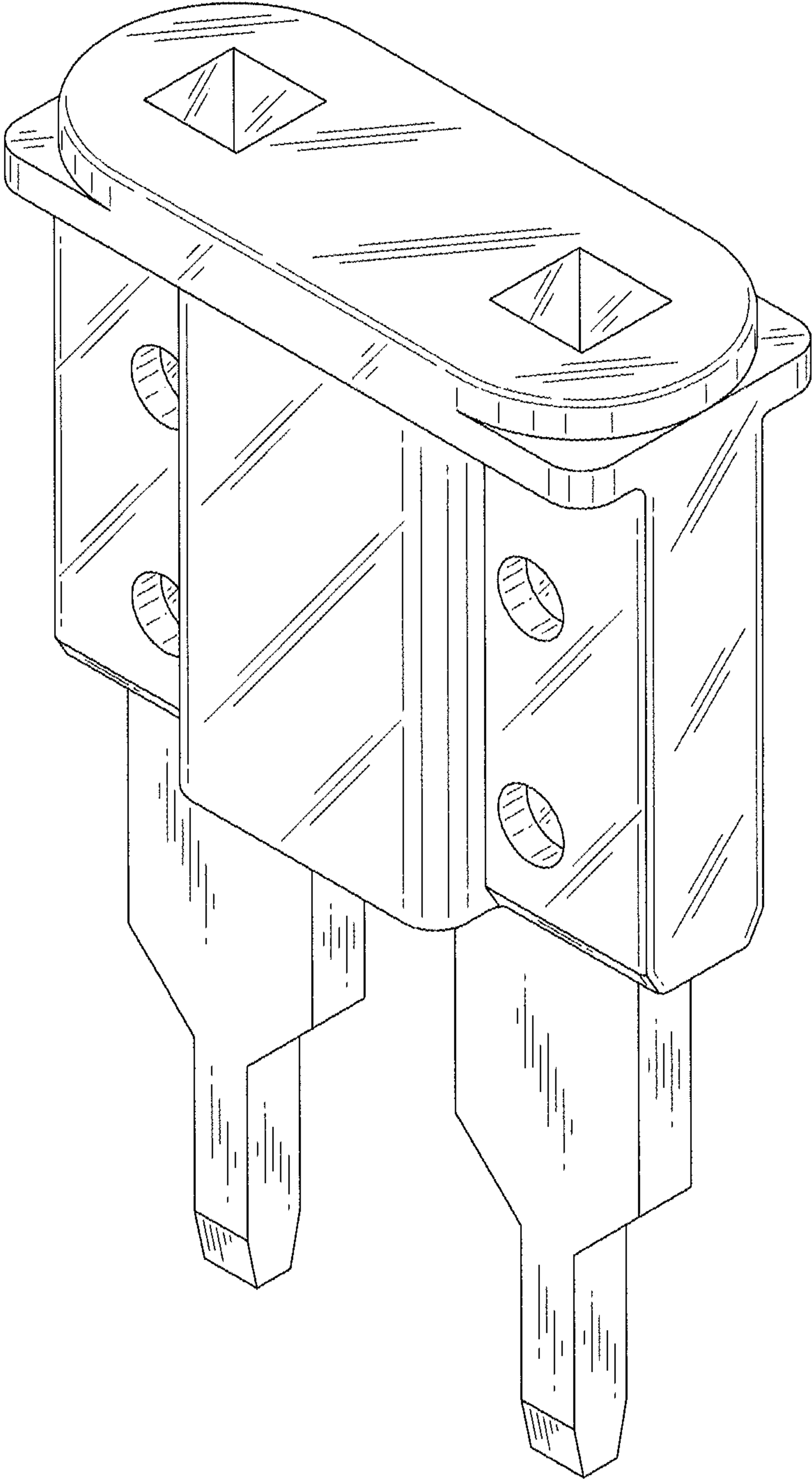


Fig.2

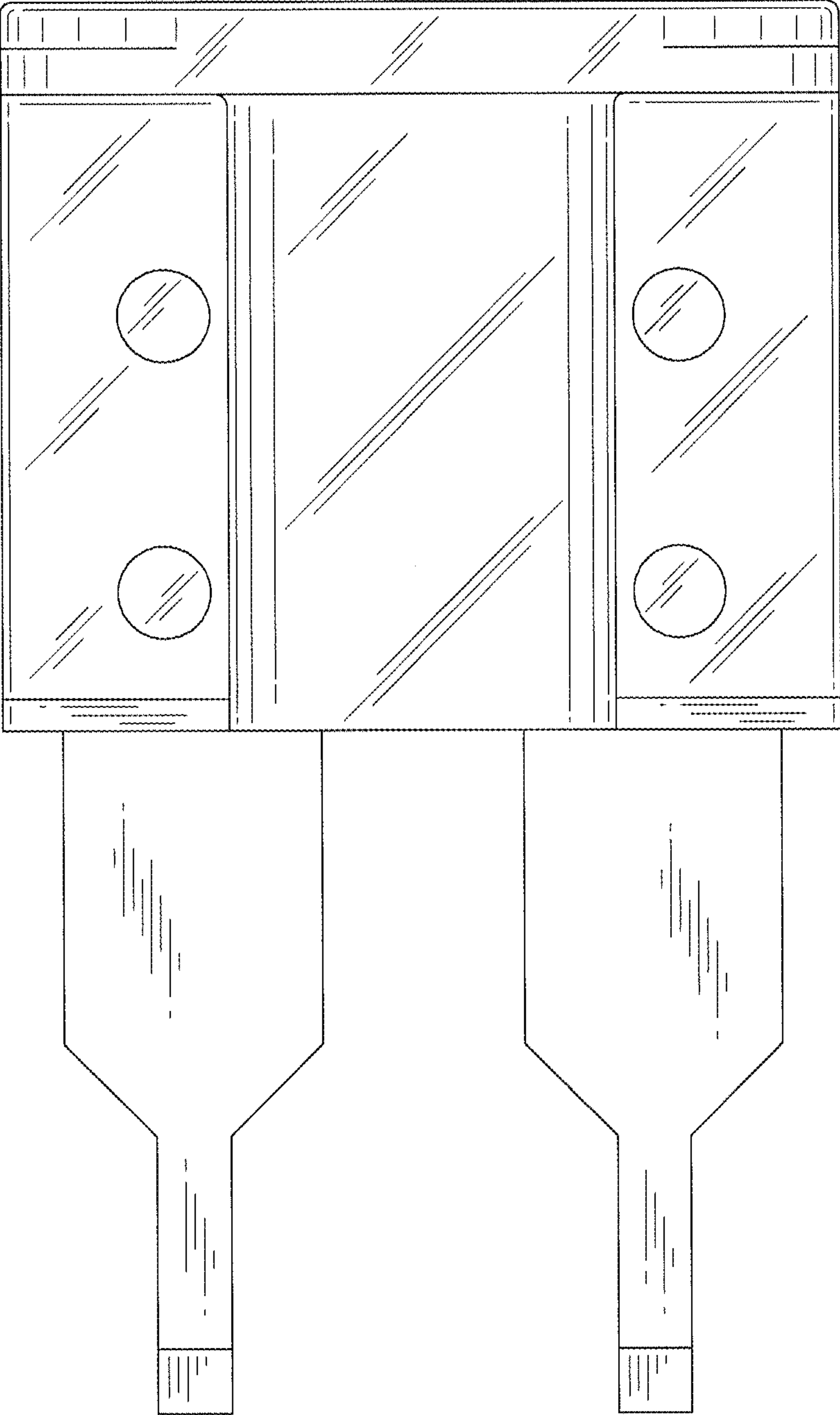


Fig.3

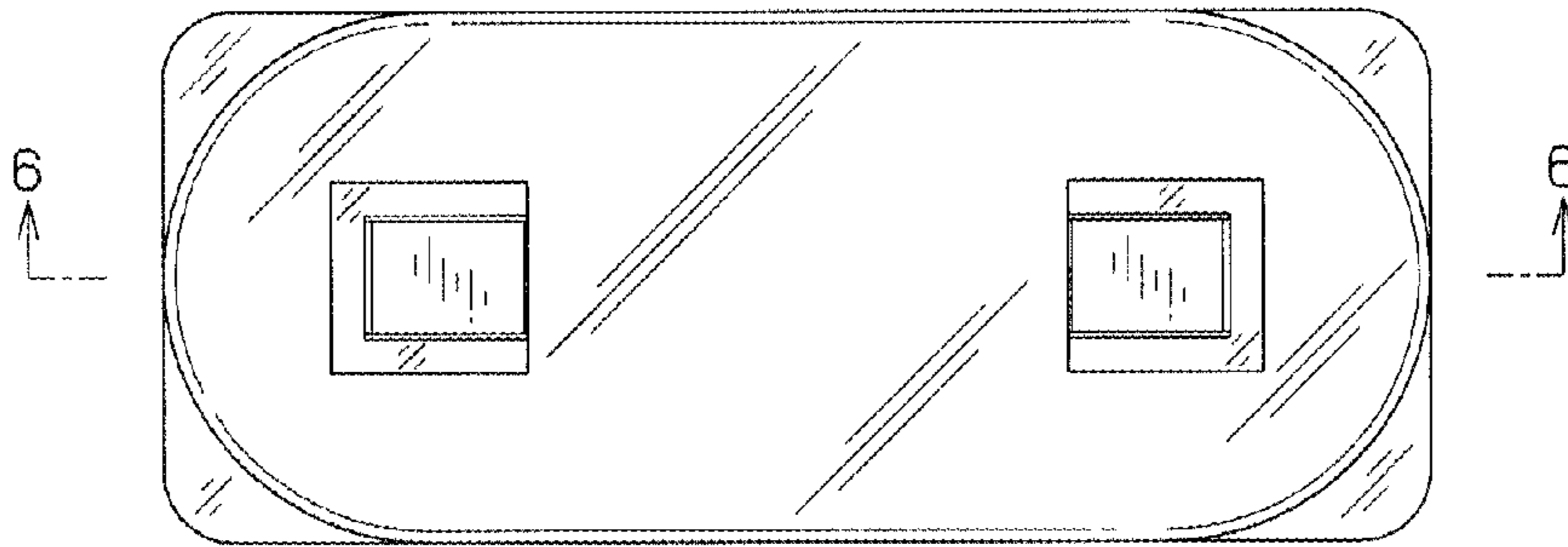


Fig.4

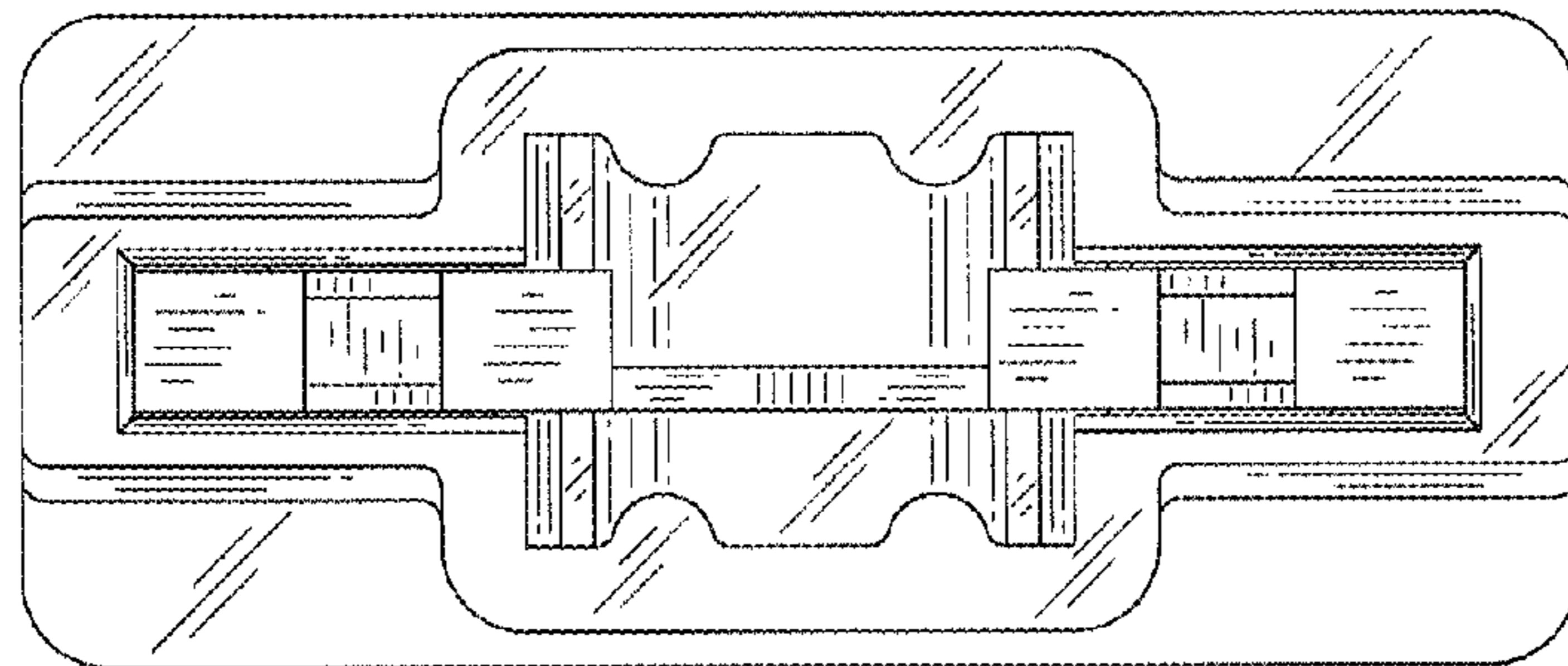


Fig.5

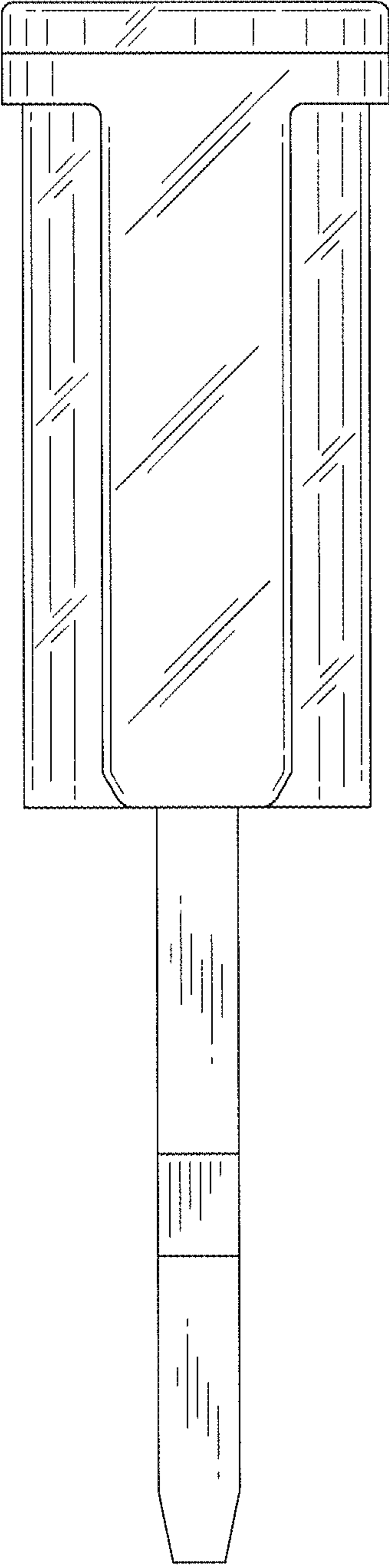


Fig.6

