



US00D761169S

(12) **United States Design Patent**  
**Roth**

(10) **Patent No.:** **US D761,169 S**  
(45) **Date of Patent:** **\*\* Jul. 12, 2016**

- (54) **REARVIEW DEVICE**
- (71) Applicant: **Gentex Corporation**, Zeeland, MI (US)
- (72) Inventor: **Mark R. Roth**, Grand Rapids, MI (US)
- (73) Assignee: **GENTEX CORPORATION**, Zeeland, MI (US)
- (\*\*) Term: **14 Years**
- (21) Appl. No.: **29/520,029**
- (22) Filed: **Mar. 10, 2015**

D493,131 S	7/2004	Lawlor et al.	
D493,394 S	7/2004	Lawlor et al.	
D499,678 S	12/2004	Bradley	
6,902,284 B2 *	6/2005	Hutzel	B60Q 3/023 248/479
D553,061 S	10/2007	Schmidt et al.	
D556,105 S *	11/2007	Carter	D12/187
D659,617 S *	5/2012	Brockington	D12/187
D746,744 S *	1/2016	Sloterbeek	D12/187
2014/0192431 A1 *	7/2014	Sloterbeek	B60R 1/12 359/871

\* cited by examiner

*Primary Examiner* — Katrina A Betton

(74) *Attorney, Agent, or Firm* — Price Heneveld LLP; Scott P. Ryan

**Related U.S. Application Data**

- (63) Continuation of application No. 29/507,958, filed on Oct. 31, 2014, now Pat. No. Des. 730,255.
- (51) **LOC (10) Cl.** ..... **12-16**
- (52) **U.S. Cl.**  
USPC ..... **D12/187**
- (58) **Field of Classification Search**  
USPC ..... D12/187, 199, 189; D6/300, 309  
CPC ..... B60R 1/076; G02B 7/18; G02B 7/182;  
G02B 5/08  
See application file for complete search history.

(57) **CLAIM**

I claim the ornamental design for a rearview device, as shown and described.

**DESCRIPTION**

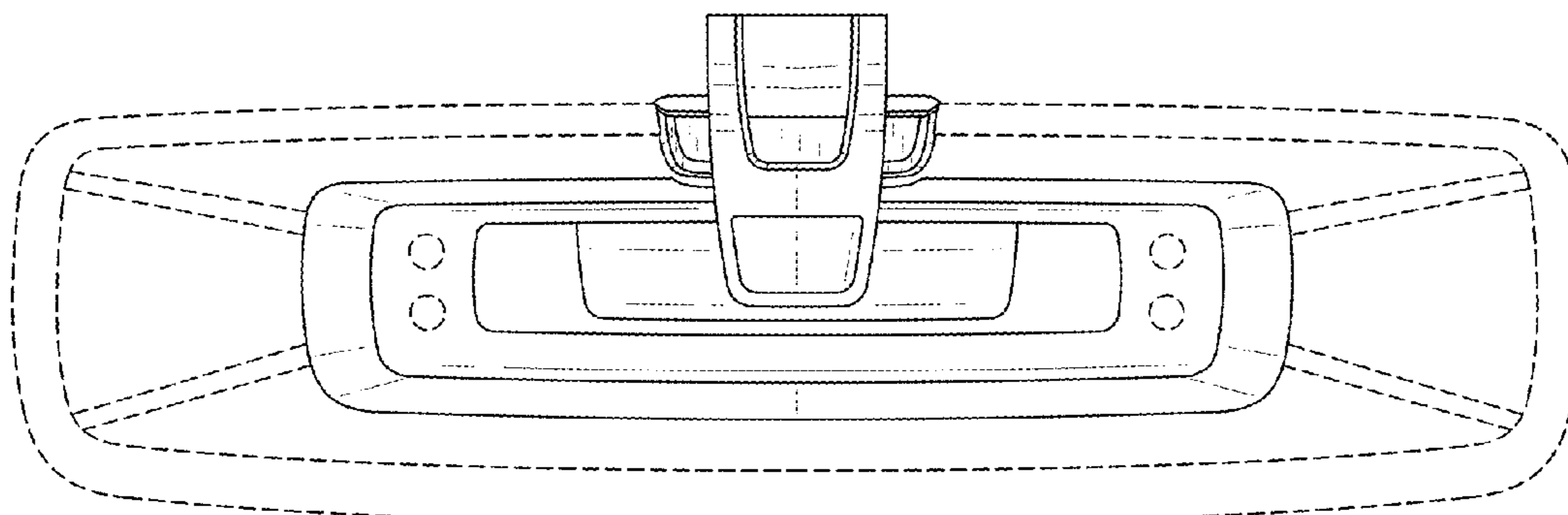
FIG. 1 is a front perspective view of a rearview device of the present disclosure;  
 FIG. 2 is a rear perspective view of the rearview device of FIG. 1;  
 FIG. 3 is a front elevational view of the rearview device of FIG. 1;  
 FIG. 4 is a rear elevational view of the rearview device of FIG. 1;  
 FIG. 5 is a side elevational view of the rearview device of FIG. 1;  
 FIG. 6 is a top plan view of the rearview device of FIG. 1; and,  
 FIG. 7 is a bottom plan view of the rearview device of FIG. 1.  
 Broken lines are environmental only and form no part of the claimed design.

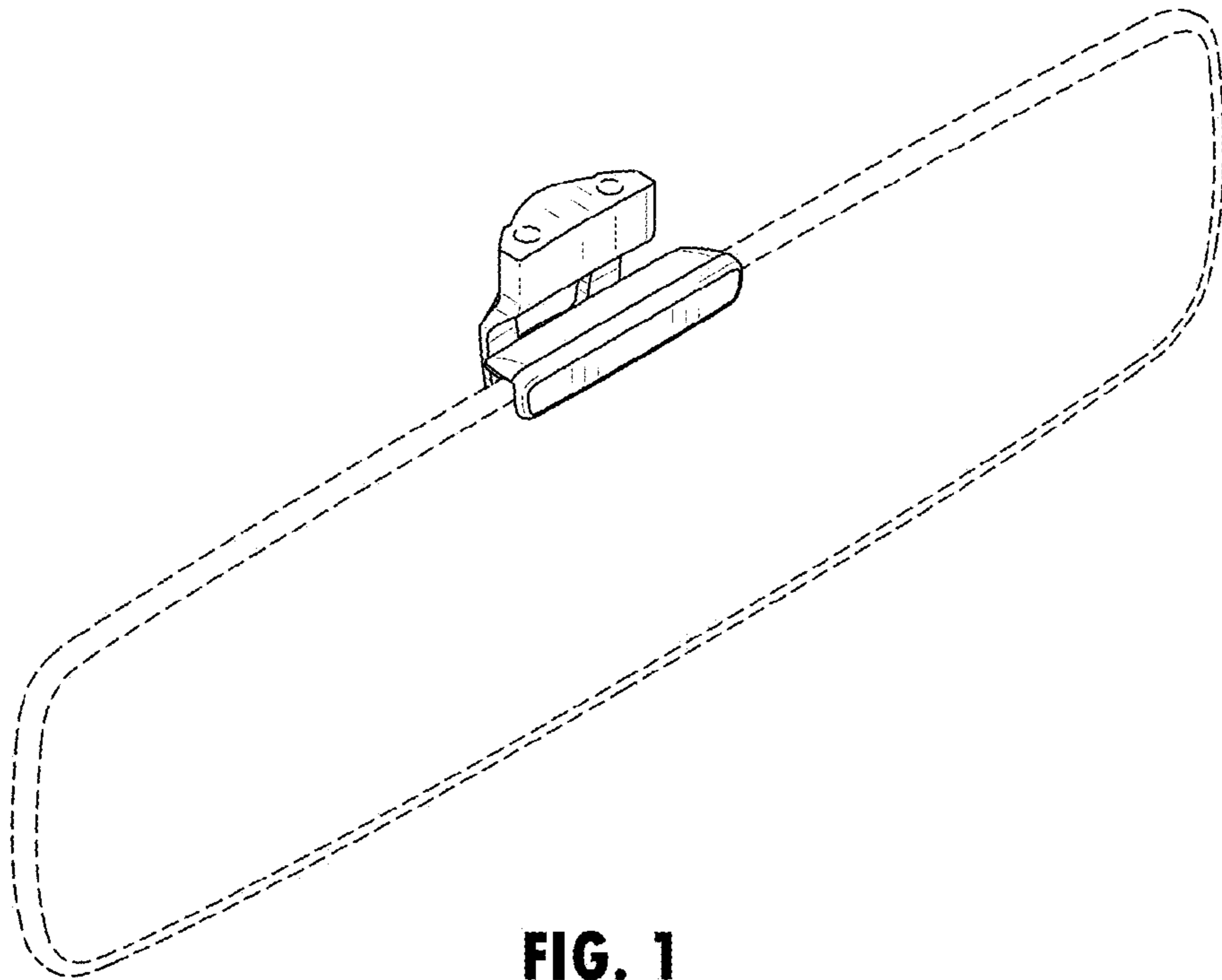
(56) **References Cited**

**U.S. PATENT DOCUMENTS**

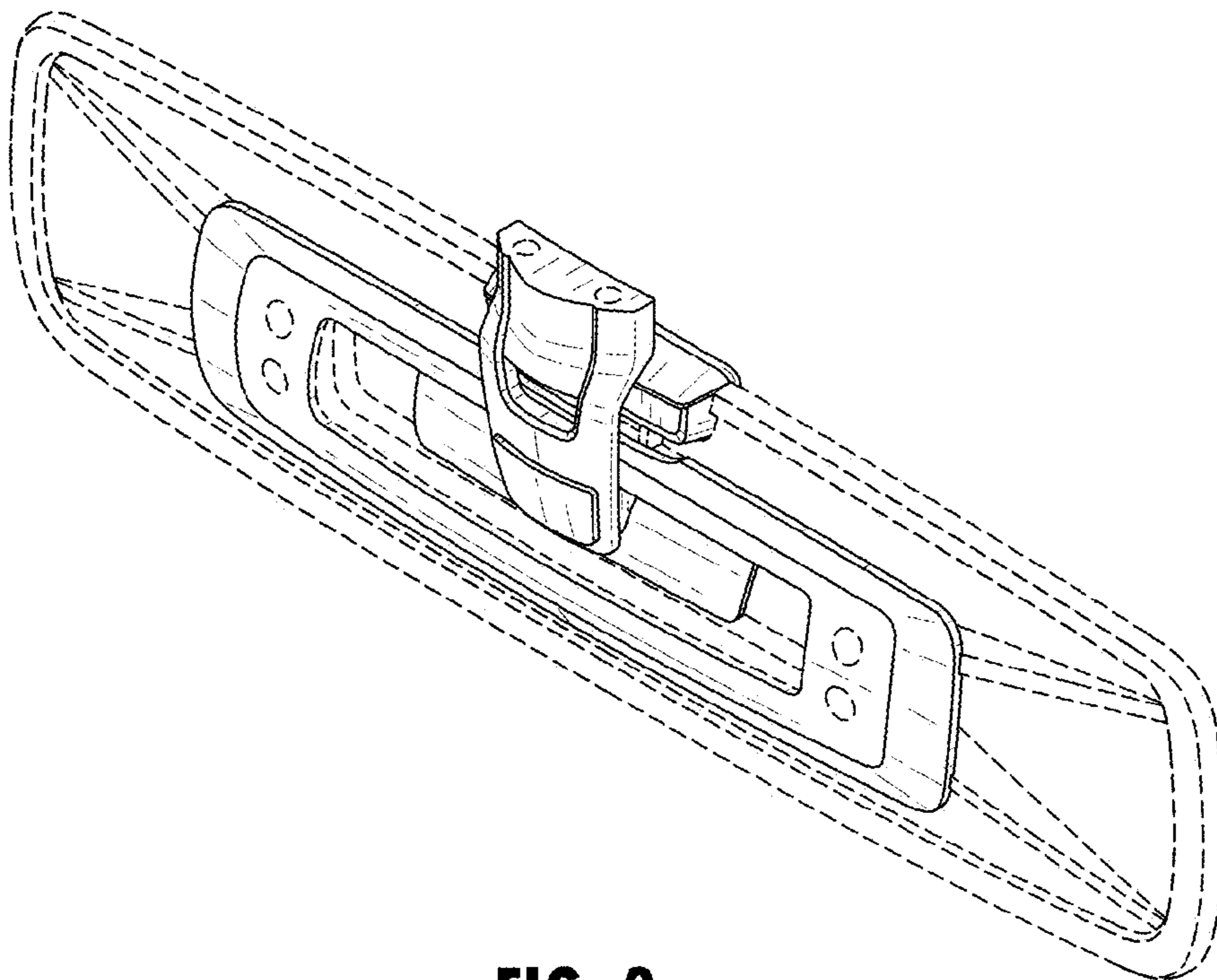
D283,998 S	5/1986	Tanaka	
4,630,904 A *	12/1986	Pastore	B60R 1/12 359/636
D346,356 S *	4/1994	Leu	D12/187
D400,481 S	11/1998	Stephens et al.	
D401,200 S	11/1998	Huang	
D451,869 S	12/2001	Knapp et al.	
D471,847 S *	3/2003	Rumsey	D12/187

**1 Claim, 3 Drawing Sheets**





**FIG. 1**



**FIG. 2**

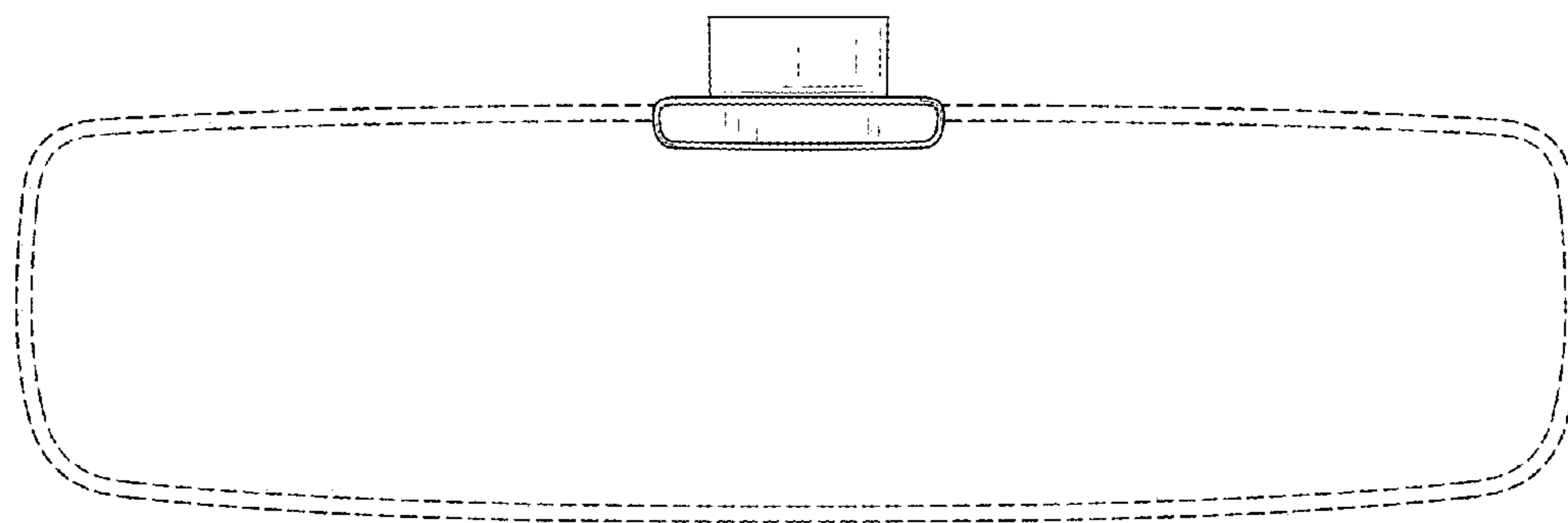


FIG. 3

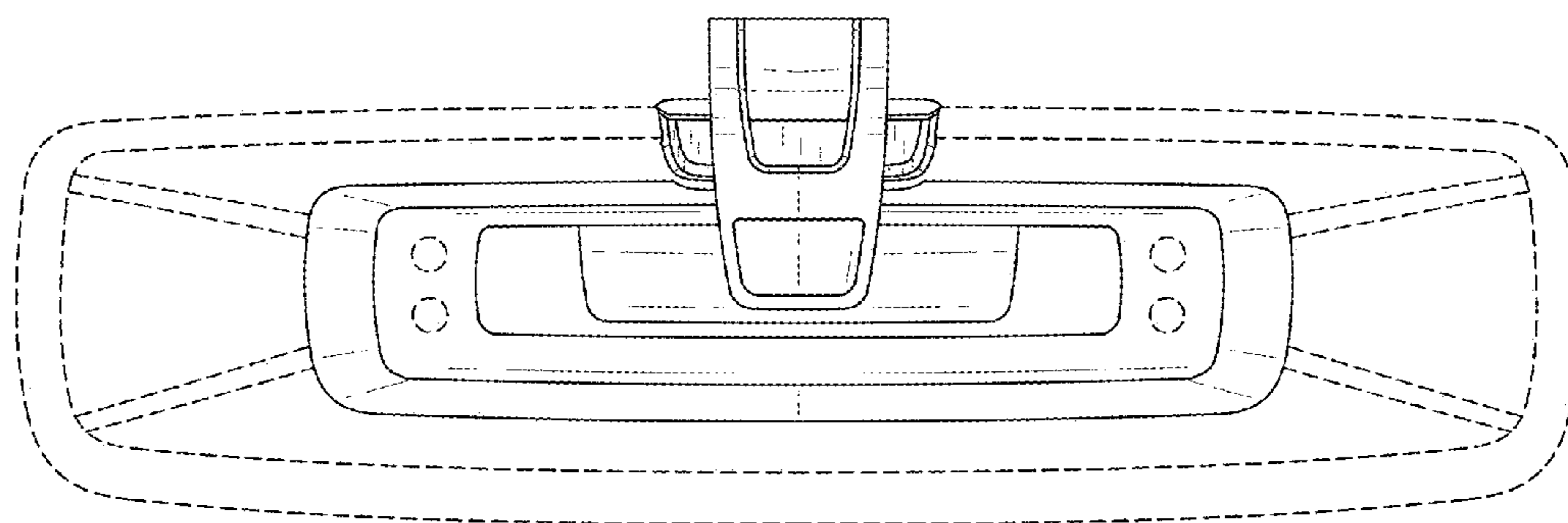


FIG. 4

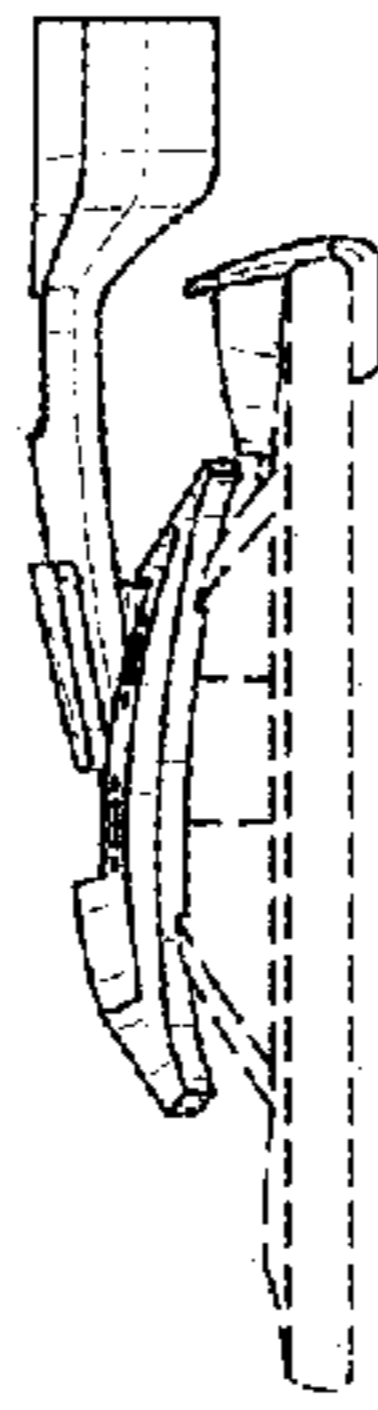


FIG. 5

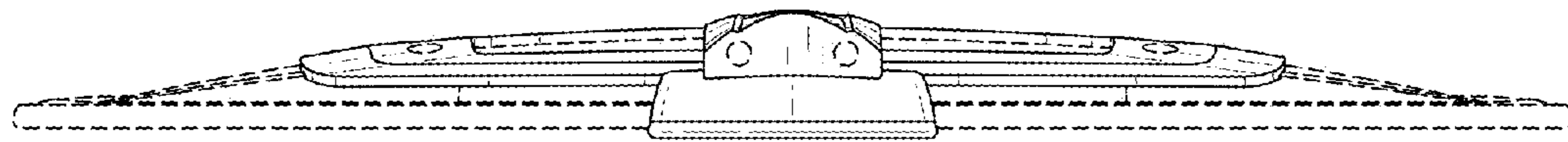


FIG. 6

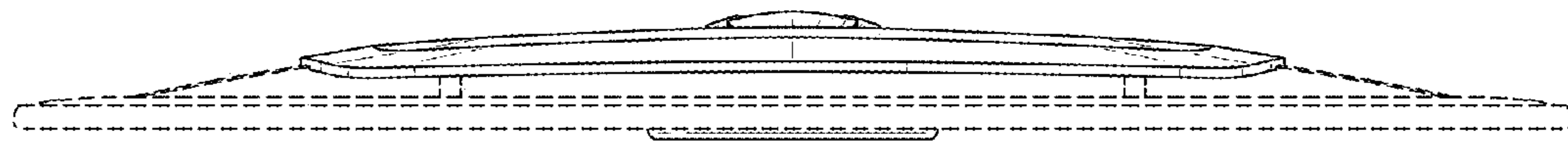


FIG. 7