



US00D761165S

(12) **United States Design Patent**  
**Chung**

(10) **Patent No.:** **US D761,165 S**  
(45) **Date of Patent:** **\*\* Jul. 12, 2016**

(54) **REAR LOWER BUMPER**

(71) Applicant: **Jae Chul Chung**, Irvine, CA (US)  
(72) Inventor: **Jae Chul Chung**, Irvine, CA (US)  
(73) Assignee: **HONDA MOTOR CO., LTD.**, Tokyo (JP)  
(\*\*) Term: **14 Years**

(21) Appl. No.: **29/517,292**

(22) Filed: **Feb. 11, 2015**

(51) **LOC (10) Cl.** ..... **12-16**

(52) **U.S. Cl.**  
USPC ..... **D12/169**

(58) **Field of Classification Search**  
USPC ..... D12/169, 216, 90-92, 86, 171, 196,  
D12/163; 293/102, 113, 115, 117, 120;  
296/180.1, 180.2  
CPC . B60R 19/52; B60R 2019/25; B62D 25/0845  
See application file for complete search history.

(56) **References Cited**

U.S. PATENT DOCUMENTS

D551,137 S *	9/2007	Manfredini .....	D12/169
D610,501 S *	2/2010	Bucher .....	D12/169
D610,957 S *	3/2010	Bucher .....	D12/169
D671,048 S *	11/2012	Davidson .....	D12/169
D702,157 S *	4/2014	Borkert .....	D12/169
D702,160 S *	4/2014	Miyazawa .....	D12/169
D708,994 S *	7/2014	Thurber .....	D12/169
D708,995 S *	7/2014	Chen .....	D12/169
D749,470 S *	2/2016	Behmer .....	D12/169

\* cited by examiner

*Primary Examiner* — Melody N Brown

(74) *Attorney, Agent, or Firm* — Pearne & Gordon LLP

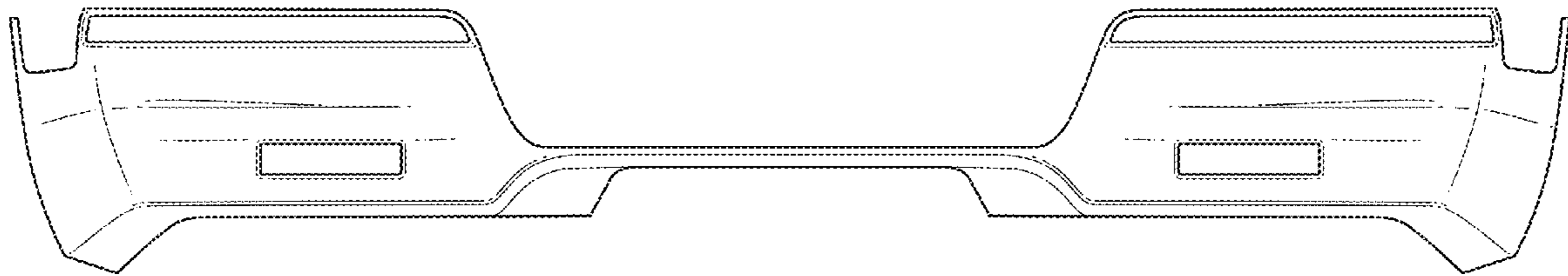
(57) **CLAIM**

The ornamental design for a rear lower bumper, as shown and described.

**DESCRIPTION**

FIG. 1 is a perspective view of a rear lower bumper showing my new design;  
FIG. 2 is a front view thereof;  
FIG. 3 is a left side view thereof, a right side view being a mirror image thereof and,  
FIG. 4 is a top view thereof.

**1 Claim, 4 Drawing Sheets**



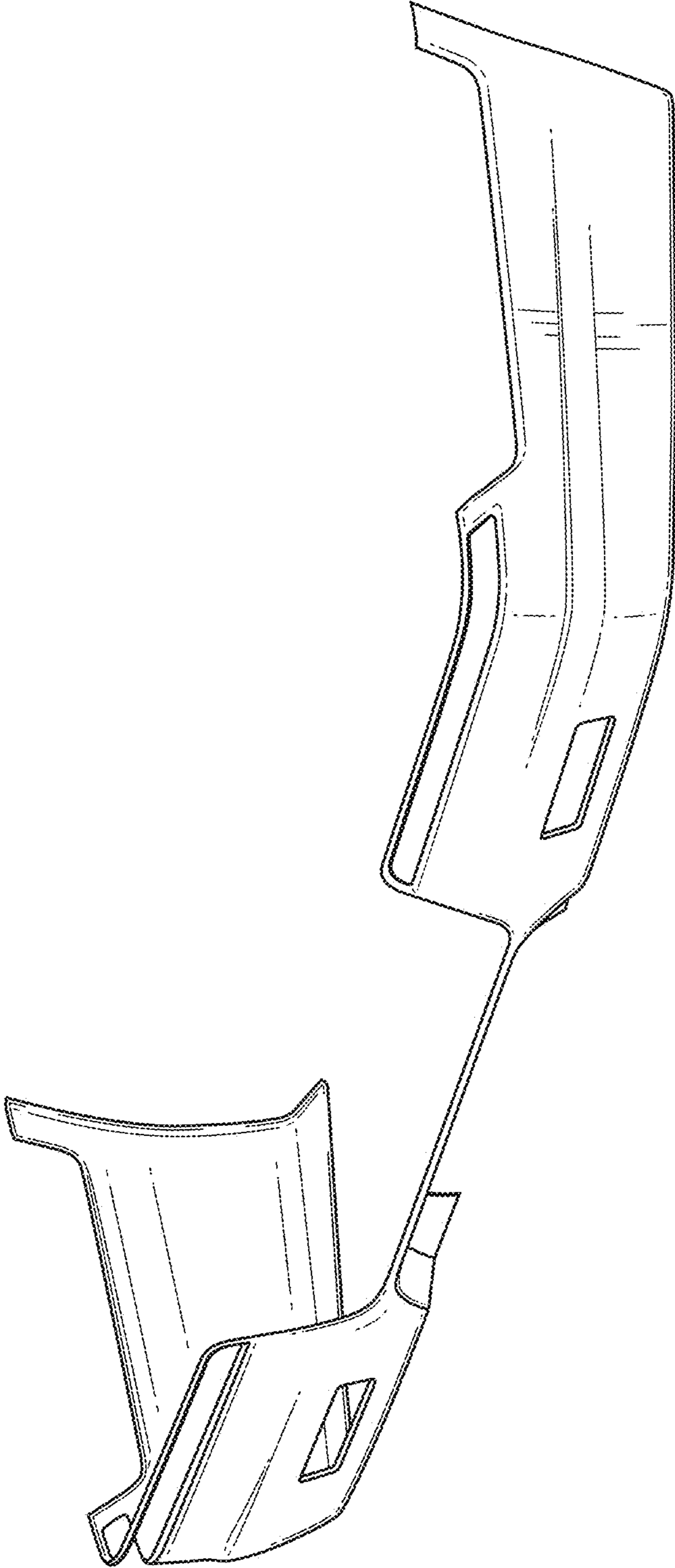


FIG. 1

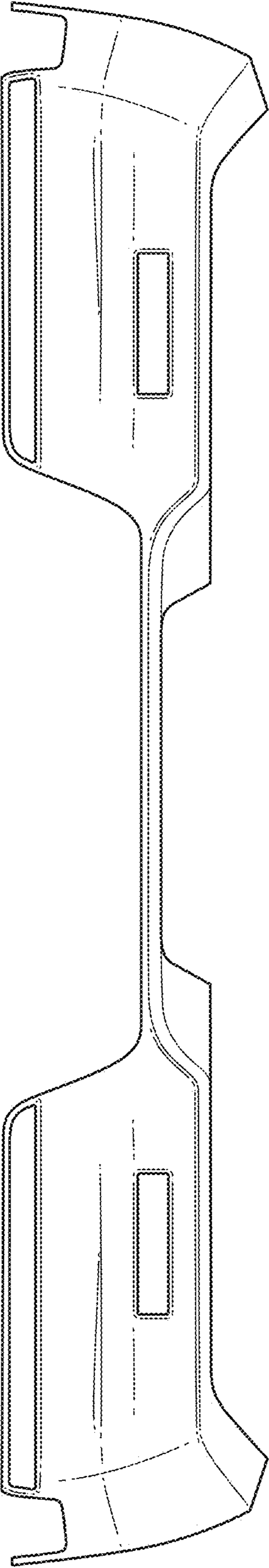


FIG. 2

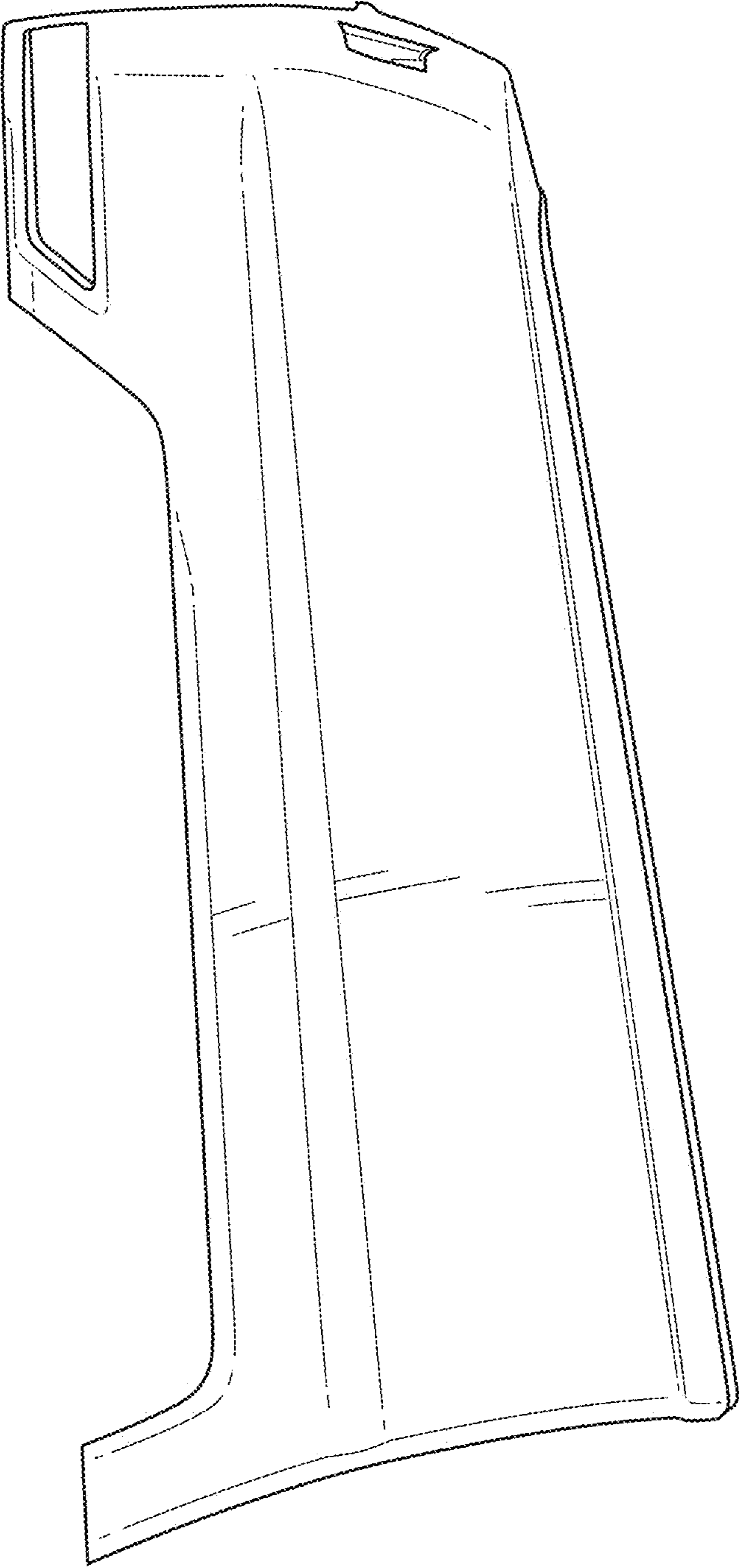


FIG. 3




FIG. 4