



US00D761163S

(12) **United States Design Patent**
Sato et al.

(10) **Patent No.:** **US D761,163 S**
(45) **Date of Patent:** **** Jul. 12, 2016**

(54) **FRONT PORTION FOR A MOTOR VEHICLE**

(71) Applicants: **Jinichi Sato**, Saitama (JP); **Shingo Hatori**, Hachioji (JP); **Ken Iwasaki**, Hachioji (JP)

(72) Inventors: **Jinichi Sato**, Saitama (JP); **Shingo Hatori**, Hachioji (JP); **Ken Iwasaki**, Hachioji (JP)

(73) Assignee: **Toyota Jidosha Kabushiki Kaisha**, Toyota-shi, Aichi-ken (JP)

(**) Term: **14 Years**

(21) Appl. No.: **29/506,650**

(22) Filed: **Oct. 17, 2014**

(51) **LOC (10) Cl.** **12-16**

(52) **U.S. Cl.**
USPC **D12/164**

(58) **Field of Classification Search**
USPC D12/86, 90-92, 98, 164; D21/533;
296/181.1, 181.5, 183.1, 37.6
CPC B62D 33/00
See application file for complete search history.

(56) **References Cited**

U.S. PATENT DOCUMENTS

D599,721 S *	9/2009	Jung	D12/164
D607,783 S *	1/2010	Roller	D12/98
D645,798 S *	9/2011	Sato	D12/164
D646,206 S *	10/2011	Sato	D12/98
D703,586 S *	4/2014	Platto	D12/98
D718,674 S *	12/2014	Sperling	D12/164
D723,428 S *	3/2015	Sperling	D12/98
D735,081 S *	7/2015	Sperling	D12/98
D735,082 S *	7/2015	Sperling	D12/98

OTHER PUBLICATIONS

Netcarshow.com, URL: <http://www.netcarshow.com/toyota/2012-tacoma/>; Model: Tacoma; Mfg.; Toyota, Jul. 4, 2014.

Netcarshow.com; URL: <http://www.netcarshow.com/gmc/2015-canyon/>; Model: GMC Canyon; Mfg.; General Motors Corp., Jul. 4, 2014.

epassengervehicles.com, URL: <http://www.epassengervehicles.com/2013-gmc-acadia/>; Model: GMC Acadia; Mfg: General Motors Corp. Corp., Jul. 4, 2014.

* cited by examiner

Primary Examiner — Melody N Brown

(74) *Attorney, Agent, or Firm* — Finnegan, Henderson, Farabow, Garrett & Dunner, L.L.P.

(57) **CLAIM**

The ornamental design for a front portion of a motor vehicle, as shown and described.

DESCRIPTION

FIG. 1 is a front perspective view of a front portion for a motor vehicle showing our new design;

FIG. 2 is a rear perspective view thereof;

FIG. 3 is a front view thereof;

FIG. 4 is a rear view thereof;


FIG. 5 is a right side view thereof;

FIG. 6 is a left side view thereof; and,

FIG. 7 is a top plan view thereof.

The bottom view of the front portion of the motor vehicle forms no part of the claimed design. The de-emphasized and halftone portions shown in the photographs illustrate environmental structure for the front portion of the motor vehicle that forms no part of the claimed design.

1 Claim, 5 Drawing Sheets






FIG. 1

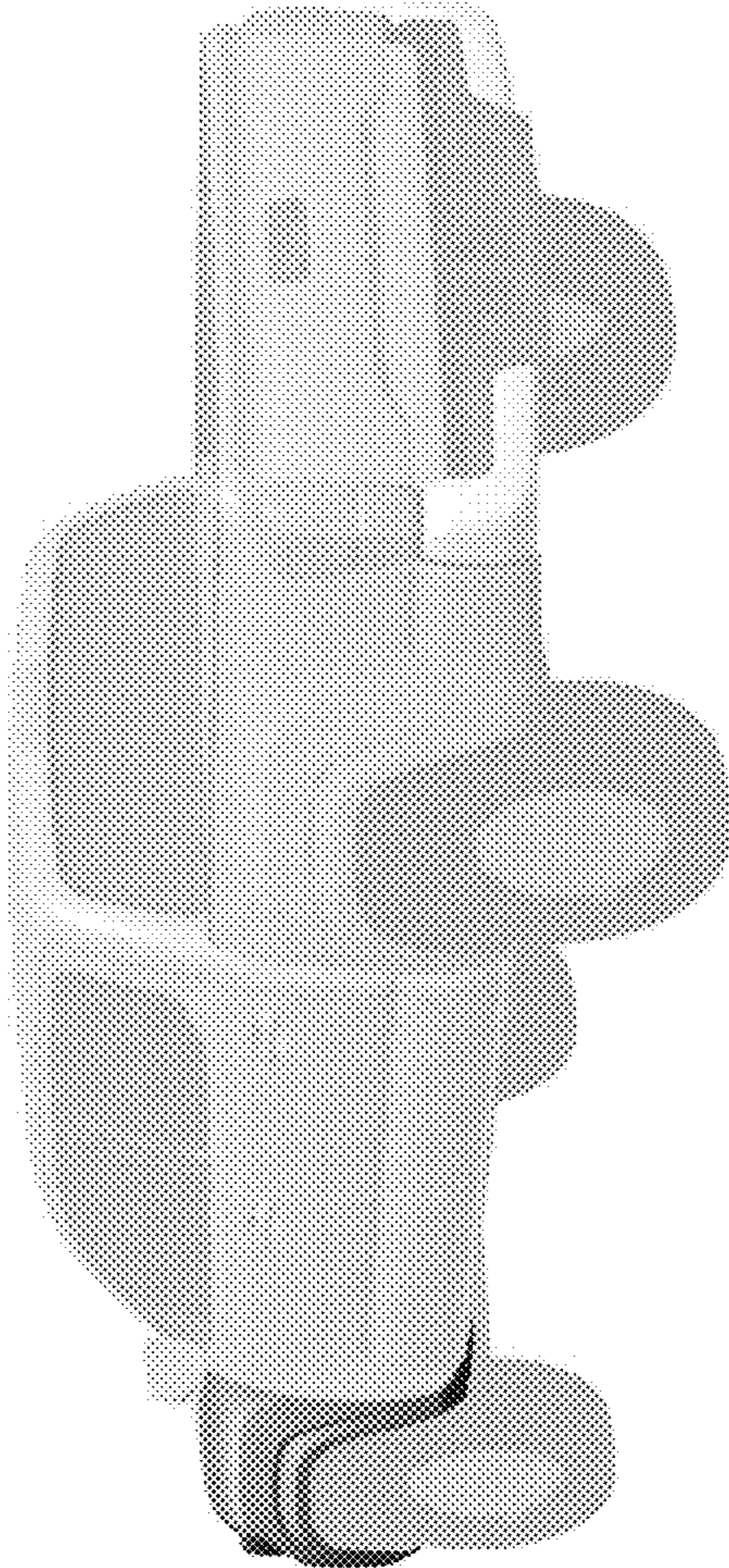


FIG. 2




FIG. 3




FIG. 4




FIG. 5




FIG. 6




FIG. 7