



US00D761150S

(12) **United States Design Patent**  
**Penna**

(10) **Patent No.:** **US D761,150 S**  
(45) **Date of Patent:** **\*\* Jul. 12, 2016**

- (54) **JEWELRY PENDANT**
- (71) Applicant: **Dream Weaving, LLC**, La Canada Flintridge, CA (US)
- (72) Inventor: **Hasmig A Penna**, Los Angeles, CA (US)
- (73) Assignee: **Dream Weaving, LLC**, La Cañada Flintridge, CA (US)

D532,714	S	*	11/2006	Scharr	.....	D11/79
D583,700	S		12/2008	Greer		
D586,253	S		2/2009	Forster, Jr.		
D606,447	S		12/2009	West		
D627,675	S	*	11/2010	Graham	.....	D11/79
7,997,100	B2		8/2011	Fossas		
8,627,682	B2		1/2014	Christodoulou		
2005/0241335	A1		11/2005	Scharr		
2013/0000354	A1		1/2013	Heinz		
2013/0247613	A1		9/2013	Christodoulou		

(\*\*) Term: **14 Years**  
(21) Appl. No.: **29/511,035**

- (22) Filed: **Dec. 5, 2014**
- (51) **LOC (10) Cl.** ..... **11-01**
- (52) **U.S. Cl.**  
USPC ..... **D11/79**
- (58) **Field of Classification Search**  
USPC ..... D11/1, 2, 7, 8, 40-4, 79-86, 90, 91, 92, D11/93  
CPC ..... A44C 1/00; A44C 3/00; A44C 3/004; A44C 3/005; A44C 3/007; A44C 3/008; A44C 5/02; A44C 7/002; A44C 25/00; A44C 25/001; A44C 25/002; A44C 25/004; A44C 25/005; A44C 25/007  
See application file for complete search history.

- (56) **References Cited**  
U.S. PATENT DOCUMENTS  
1,797,703 A 3/1931 Sulger  
D160,974 S 11/1950 Schraysshuen  
D252,195 S \* 6/1979 Keys ..... D10/69  
4,265,098 A 5/1981 Wayne  
D281,369 S \* 11/1985 Harris ..... D99/34  
D282,055 S 1/1986 Brinkers  
D395,840 S 7/1998 Cato  
5,927,104 A 7/1999 Green  
6,769,270 B2 8/2004 Takessian  
6,789,395 B2 9/2004 Molino

**OTHER PUBLICATIONS**

[Online] <http://www.beonconges.com/shop/azurite-stone>. Retrieved Mar. 3, 2016.\*

\* cited by examiner

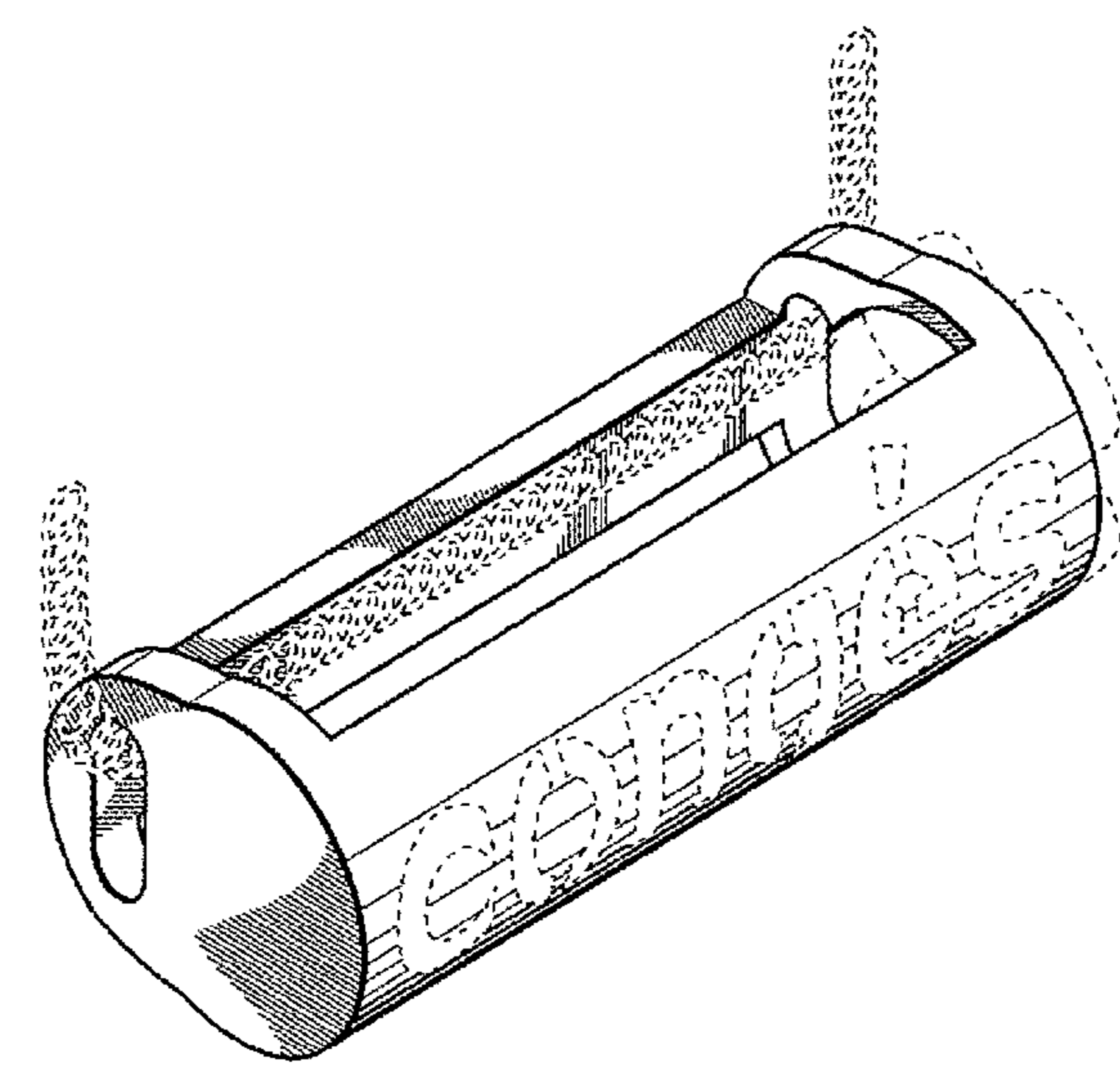
*Primary Examiner* — Garth Rademaker  
*Assistant Examiner* — Melanie Pellegrini  
(74) *Attorney, Agent, or Firm* — Demirjian Law Offices; Sevag Demirjian

(57) **CLAIM**  
The ornamental design for a jewelry pendant, as shown and described.

**DESCRIPTION**

FIG. 1 is a front perspective view of a pendant showing my design;  
FIG. 2 is a top plan view thereof;  
FIG. 3 is a bottom plan view thereof;  
FIG. 4 is a front elevational view thereof;  
FIG. 5 is a back elevational view thereof;  
FIG. 6 is a left side elevational view thereof; and,  
FIG. 7 is a right side elevational view thereof.  
The broken lines showing a portion of a chain in FIG. 1 illustrate environmental subject matter and form no part of the claimed design. All other broken lines illustrate portions of the jewelry pendant which form no part of the claimed design.

**1 Claim, 2 Drawing Sheets**



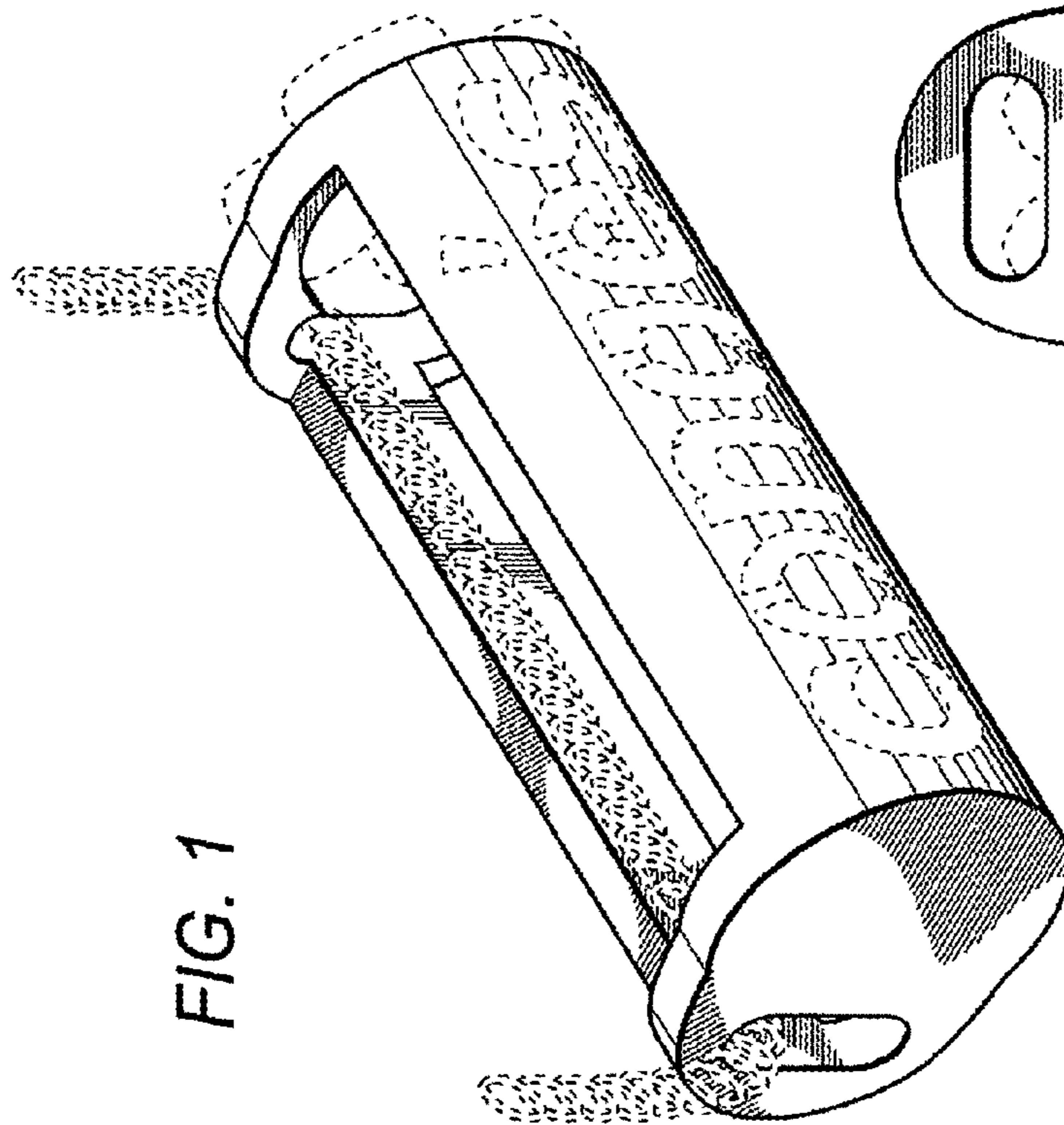


FIG. 3

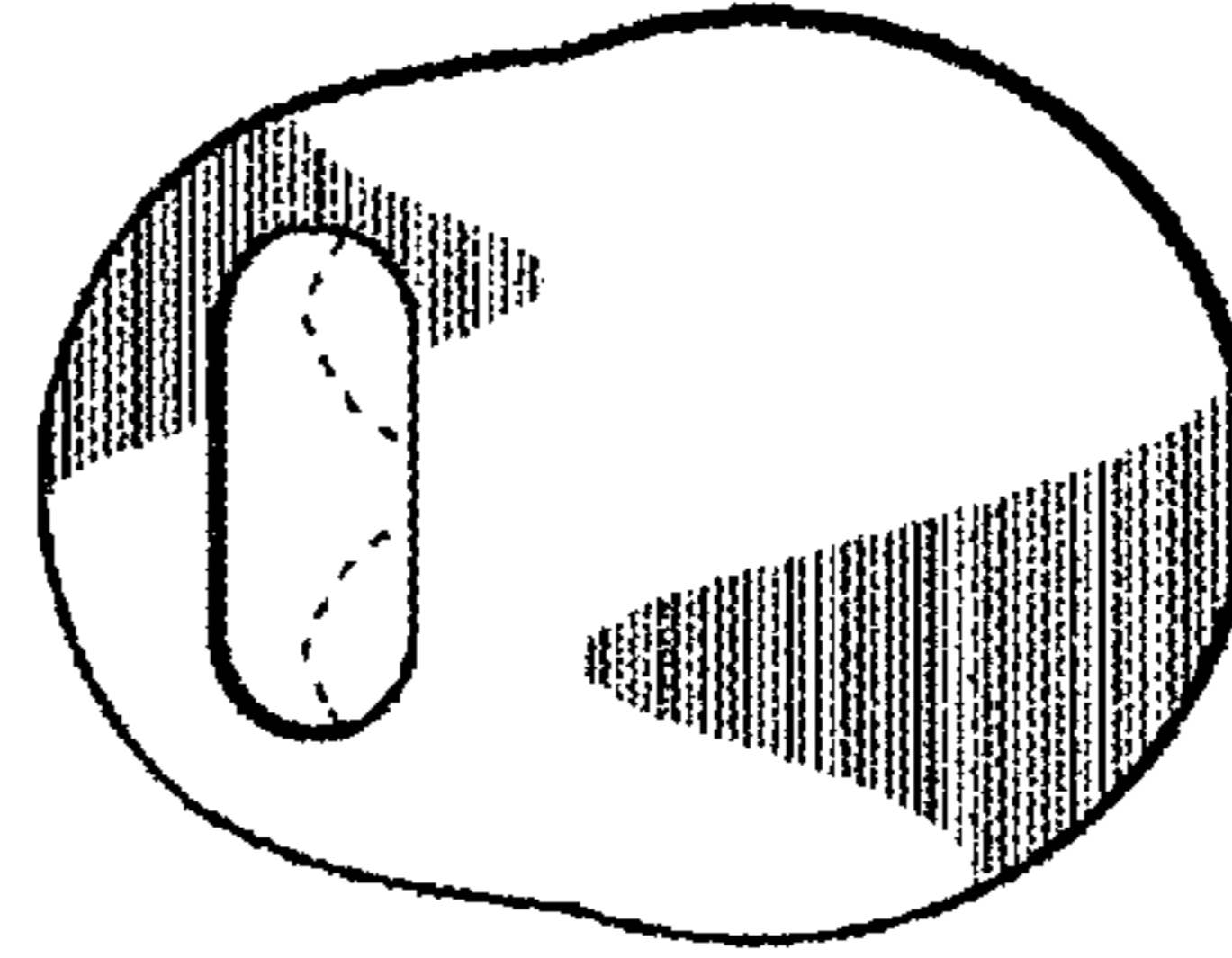
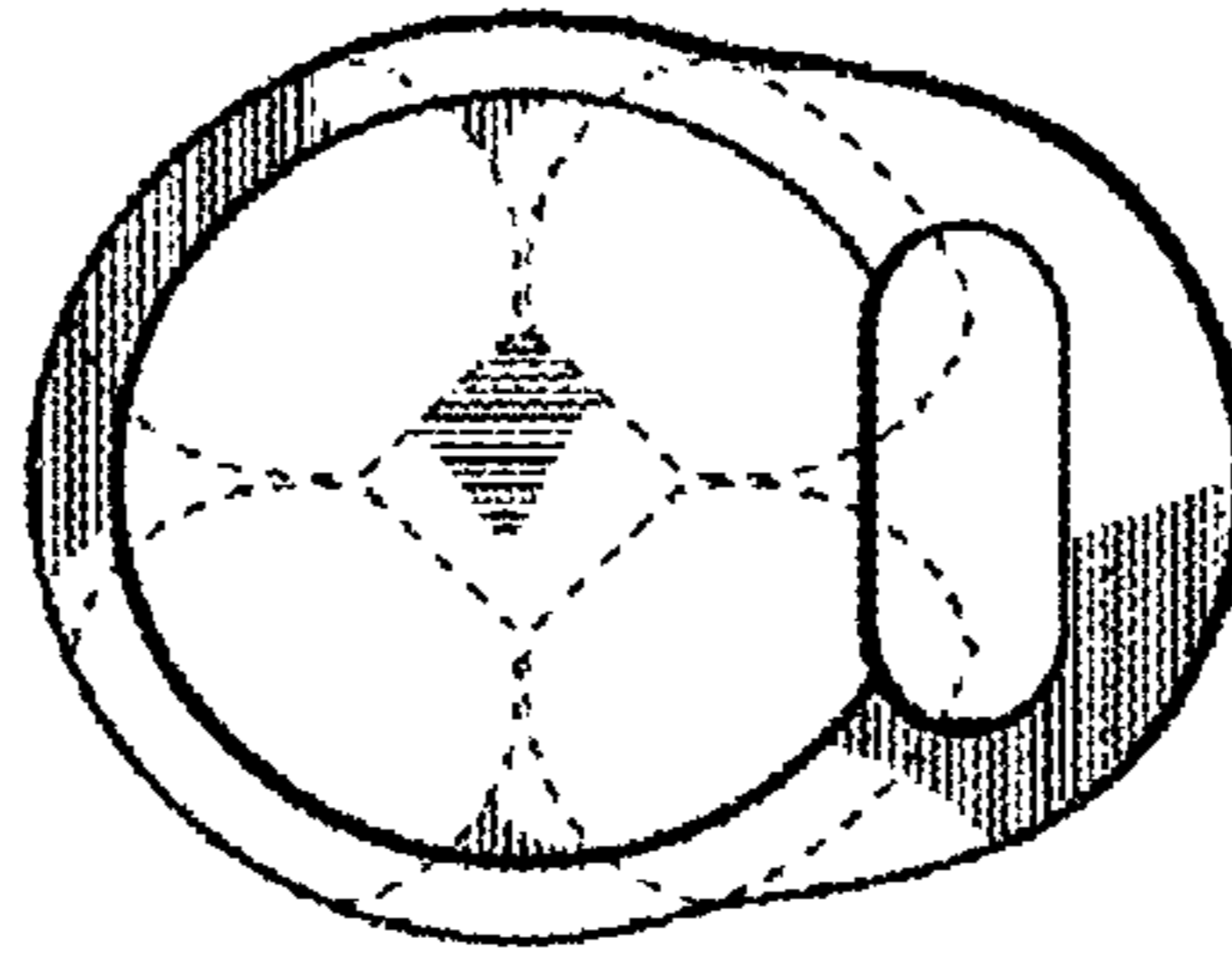


FIG. 2

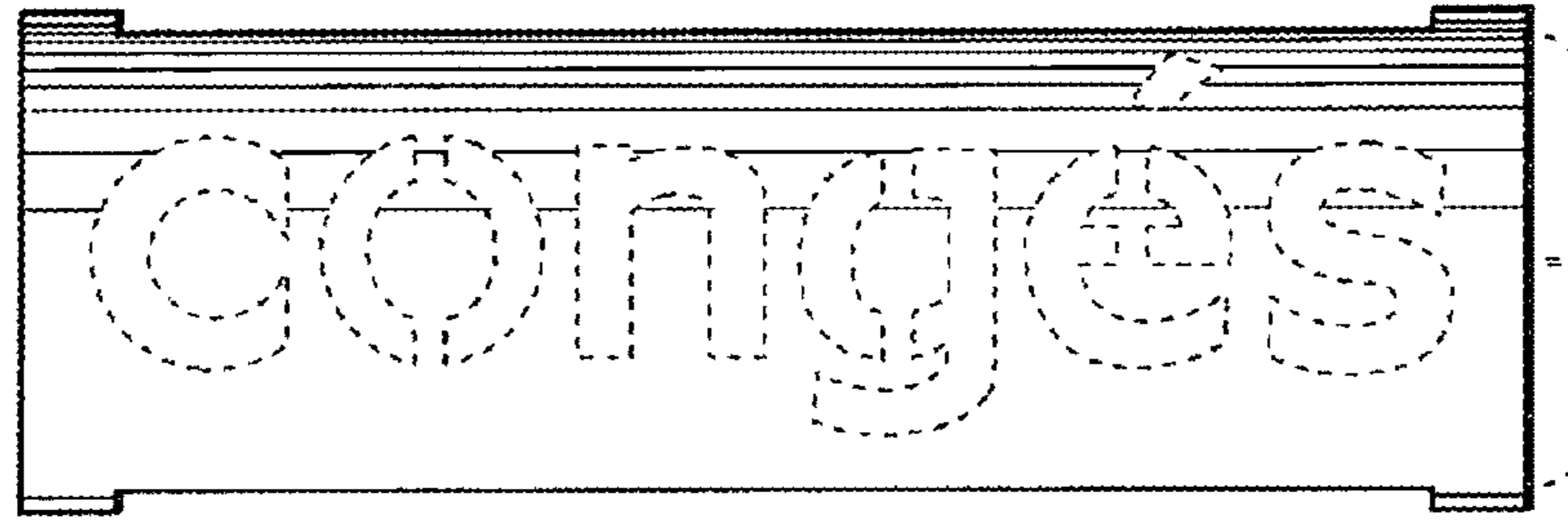


FIG. 4




FIG. 7




FIG. 6

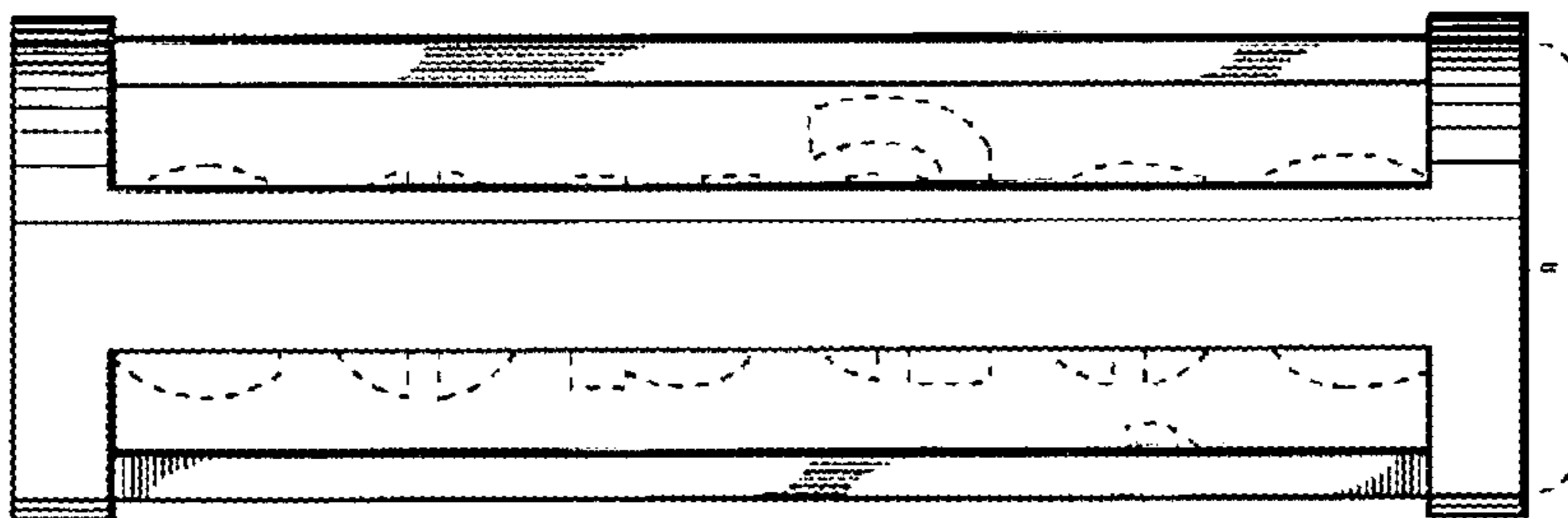


FIG. 5