

US00D761134S

(12) **United States Design Patent**  
**Repp**

(10) **Patent No.:** **US D761,134 S**  
(45) **Date of Patent:** **\*\* Jul. 12, 2016**

(54) **TEMPERATURE DISPLAY DEVICE SUPPORT**

(71) Applicant: **Weber-Stephen Products LLC**,  
Palatine, IL (US)

(72) Inventor: **Timothy C. Repp**, Barkhamsted, CT  
(US)

(73) Assignee: **Weber-Stephen Products LLC**,  
Palatine, IL (US)

(\*\*) Term: **14 Years**

(21) Appl. No.: **29/508,282**

(22) Filed: **Nov. 4, 2014**

(51) **LOC (10) Cl.** ..... **10-04**

(52) **U.S. Cl.**  
USPC ..... **D10/50**

(58) **Field of Classification Search**  
USPC ..... D10/49, 50, 60  
CPC ..... F23N 5/20; F23N 5/203; F23N 5/206;  
F23N 5/18; F23N 5/184; F23N 5/187; F23N  
5/22; F23N 2025/12; F23N 2041/02; F24F  
11/00; F24F 11/0012; F24F 11/0009; F24F  
11/001; F24F 2011/0057; F24F 2011/0073;  
F24F 2011/0091

See application file for complete search history.

(56) **References Cited**

**U.S. PATENT DOCUMENTS**

2,817,236	A *	12/1957	Alstyne, Jr.	600/549
D360,597	S *	7/1995	Lai	D10/60
5,746,114	A	5/1998	Harris	
6,046,674	A	4/2000	Irwin et al.	
6,080,972	A	6/2000	May	
6,539,842	B1	4/2003	Chapman et al.	
6,712,505	B2	3/2004	Chapman et al.	
6,811,308	B2	11/2004	Chapman et al.	
6,850,861	B1	2/2005	Faiola et al.	
7,128,466	B2	10/2006	Chang et al.	
7,201,099	B2	4/2007	Harris, Jr. et al.	
7,372,368	B2	5/2008	Chapman et al.	

7,703,389	B2	4/2010	McLemore et al.	
D706,145	S *	6/2014	Pavlak et al.	D10/50
8,931,400	B1	1/2015	Allen	
D734,178	S *	7/2015	Lombard et al.	D10/50
D737,153	S *	8/2015	Lombard et al.	D10/50
2003/0202558	A1	10/2003	Chung et al.	
2010/0303972	A1	12/2010	Srivastava	
2011/0158283	A1*	6/2011	Meyerson et al.	374/163
2014/0376597	A1*	12/2014	Gilley et al.	374/208

**OTHER PUBLICATIONS**

Brookstone, Grill Alert™. Talking Remote Meat Thermometer Instructions, Mar. 18, 2005.

Weber Style™ Digital Thermometer( available prior to May 28,2009) [Http://stor.weber.com/items/WeberStyle/Detail.aspx?pid=1131](http://stor.weber.com/items/WeberStyle/Detail.aspx?pid=1131).

\* cited by examiner

*Primary Examiner* — Antoine D Davis

(74) *Attorney, Agent, or Firm* — Niro Law, Ltd.

(57) **CLAIM**

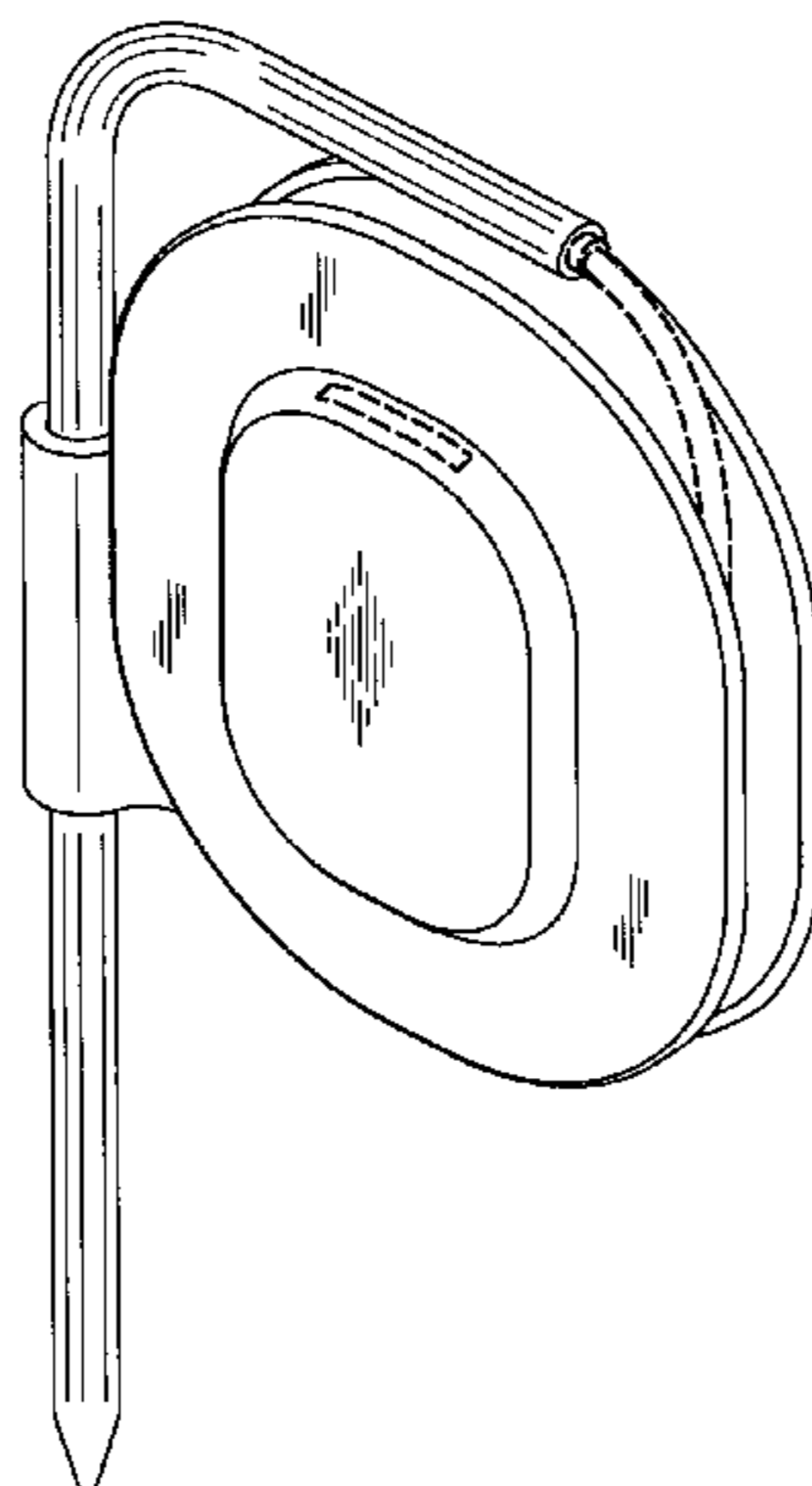
The ornamental design for a temperature display device support, as shown and described.

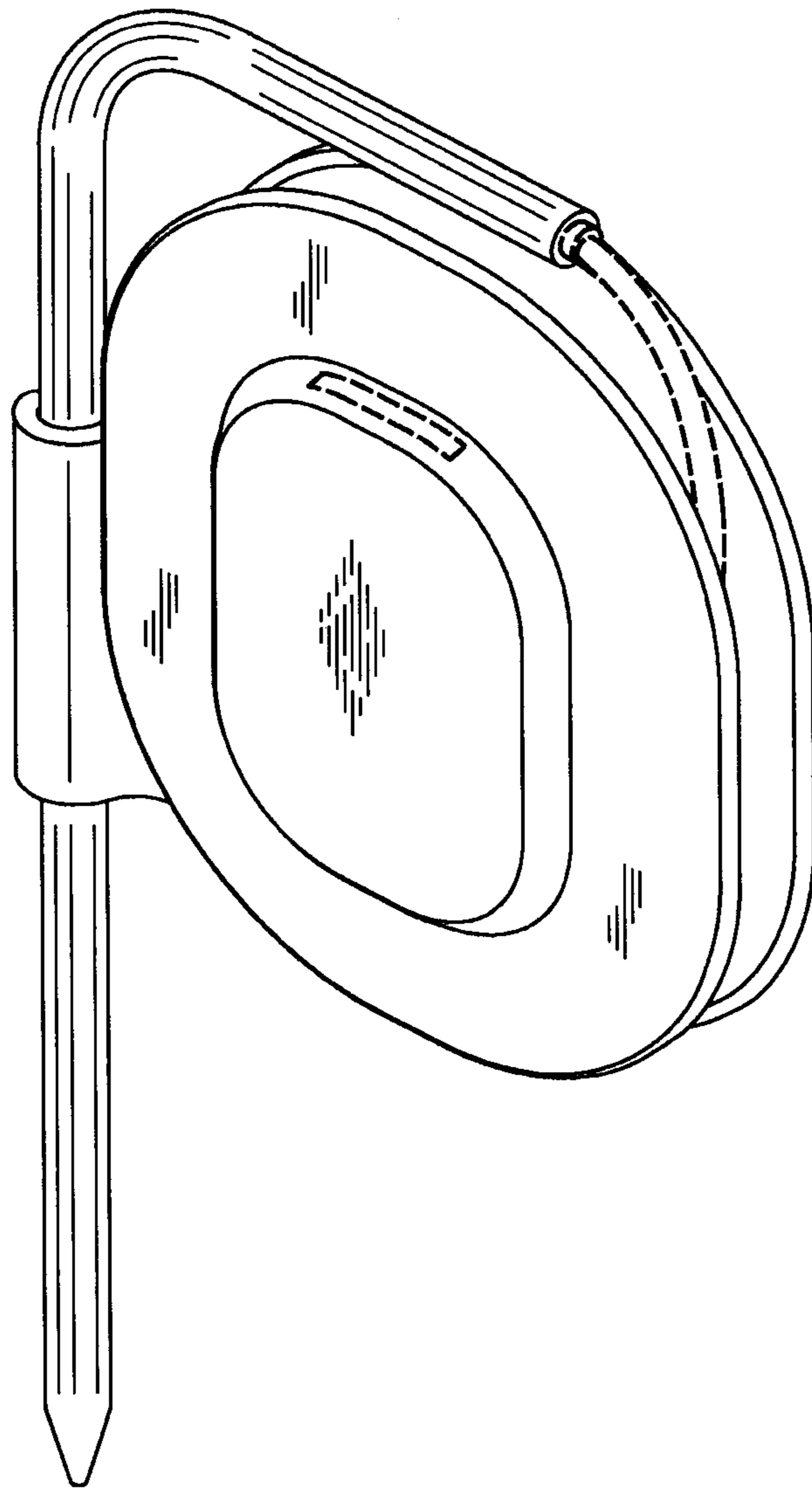
**DESCRIPTION**

FIG. 1 is a rear right perspective view of a temperature display device support showing the present invention; FIG. 2 is a front left bottom perspective view thereof; FIG. 3 is a top plan view thereof; FIG. 4 is a bottom plan view thereof; FIG. 5 is a right side elevational view thereof; FIG. 6 is a left side elevational view thereof; FIG. 7 is a rear elevational view thereof; and, FIG. 8 is a front elevational view thereof.

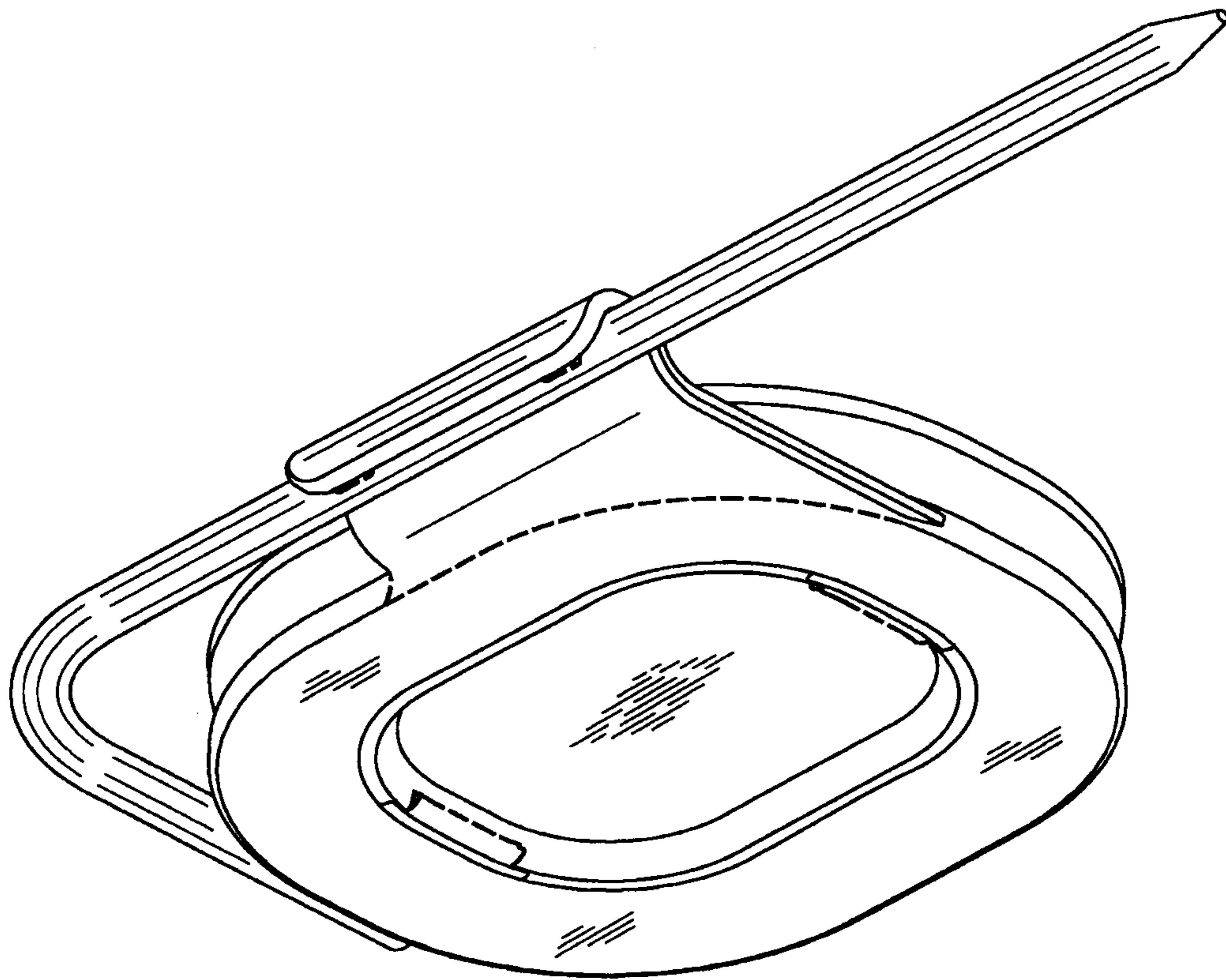
The broken lines in the figures show structure or boundaries that form no part of the claimed design, but rather show the environment in which the design is associated, or show portions of the article in which the design is embodied or applied that are not considered part of the claimed design.

**1 Claim, 8 Drawing Sheets**

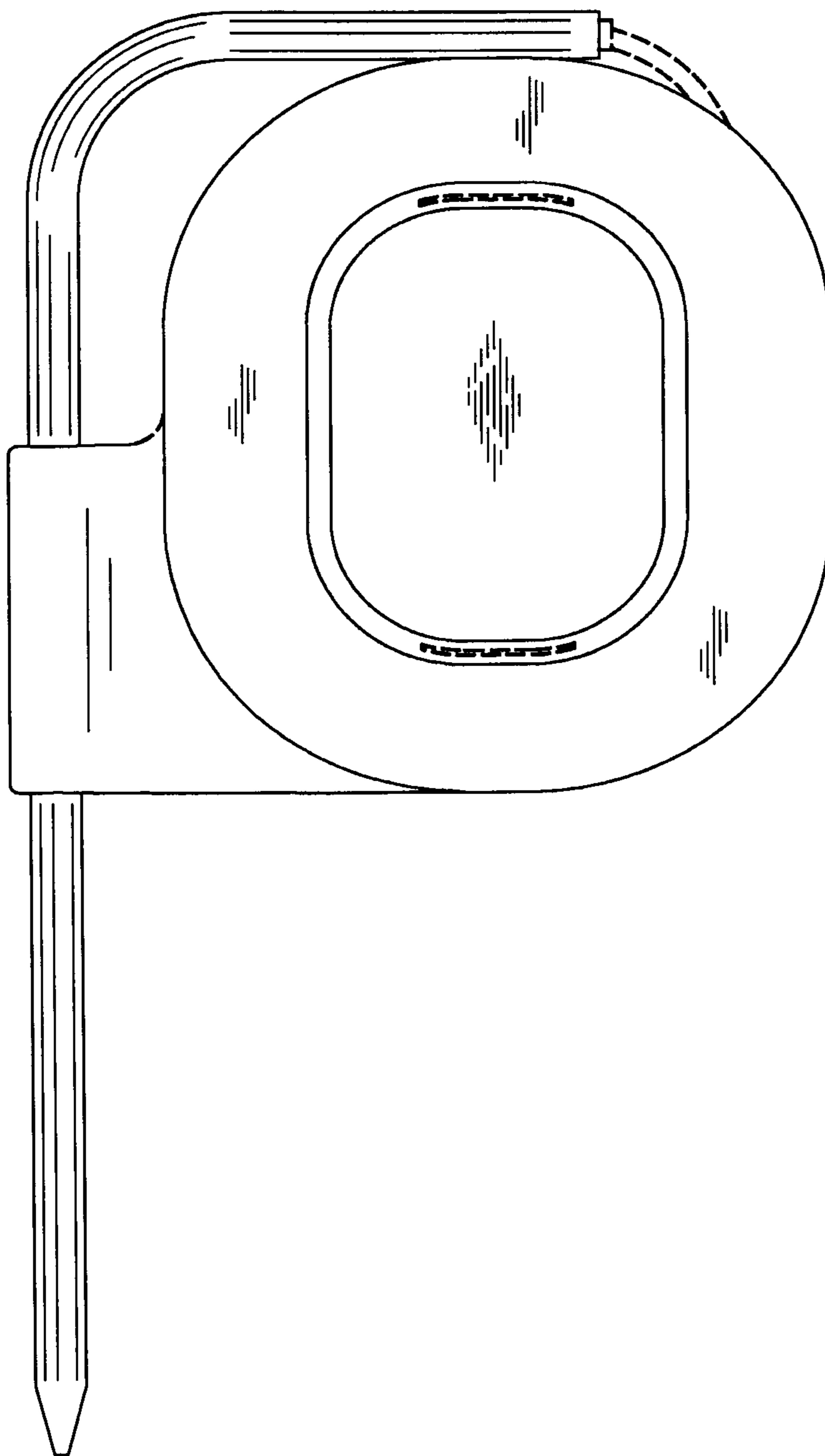




*FIG. 1*



*FIG. 2*



*FIG. 3*

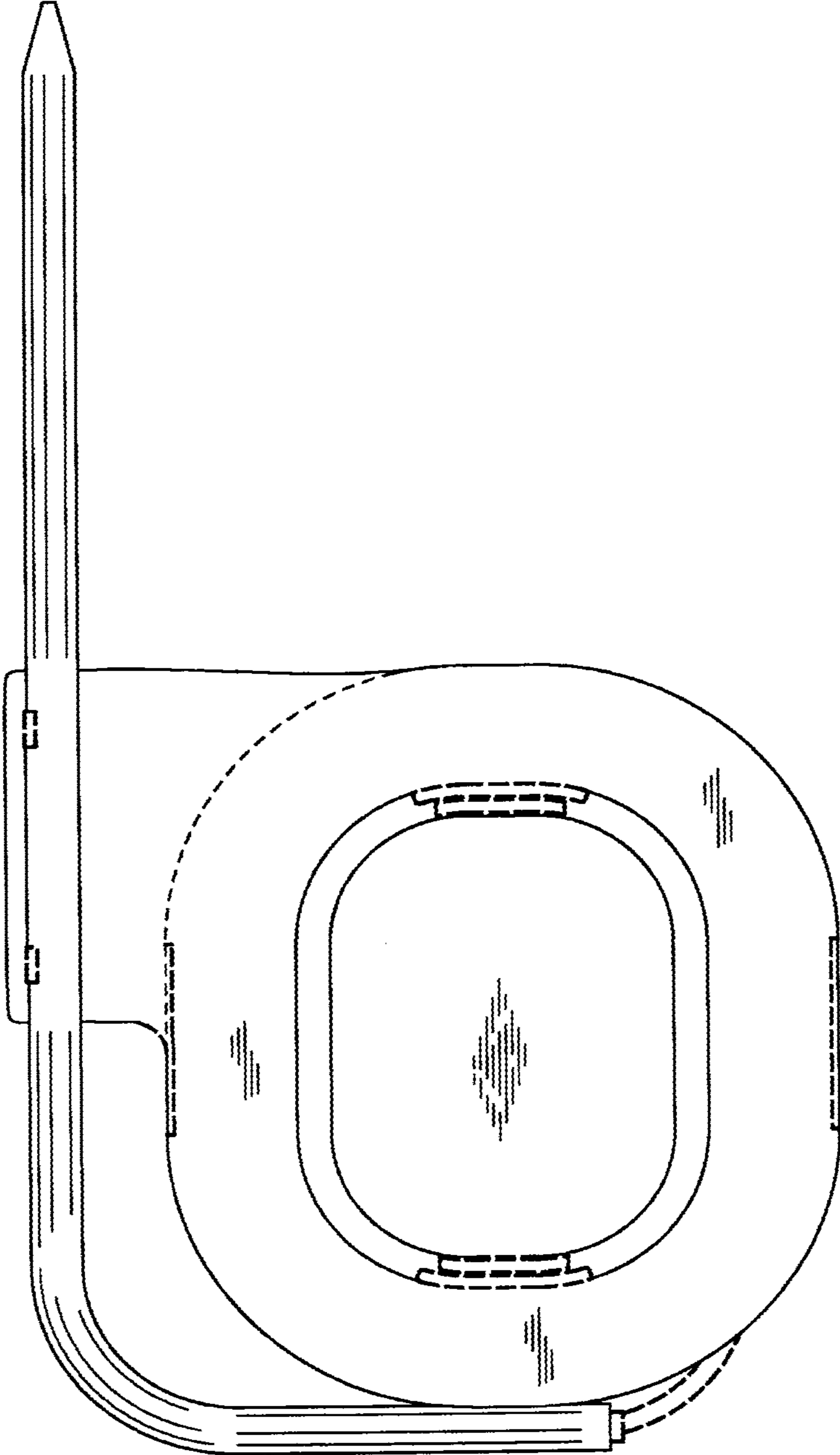
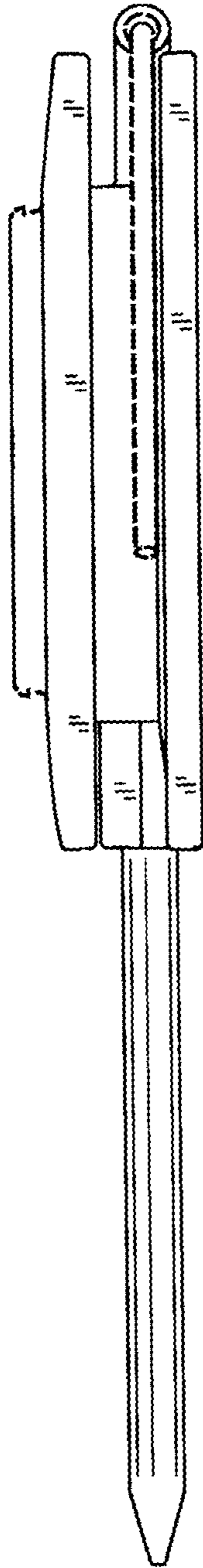
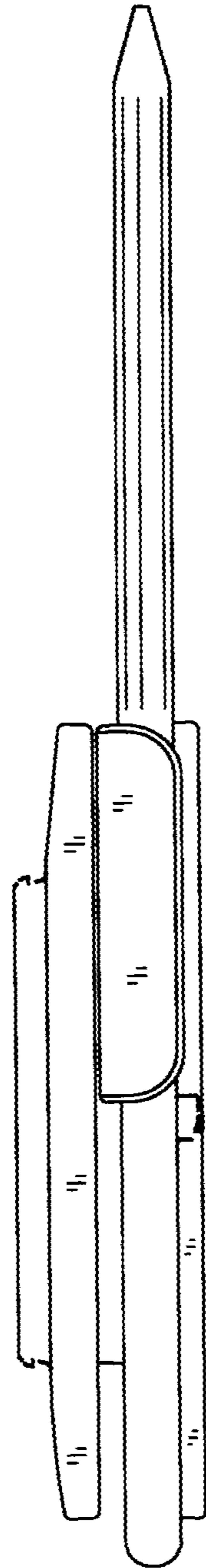


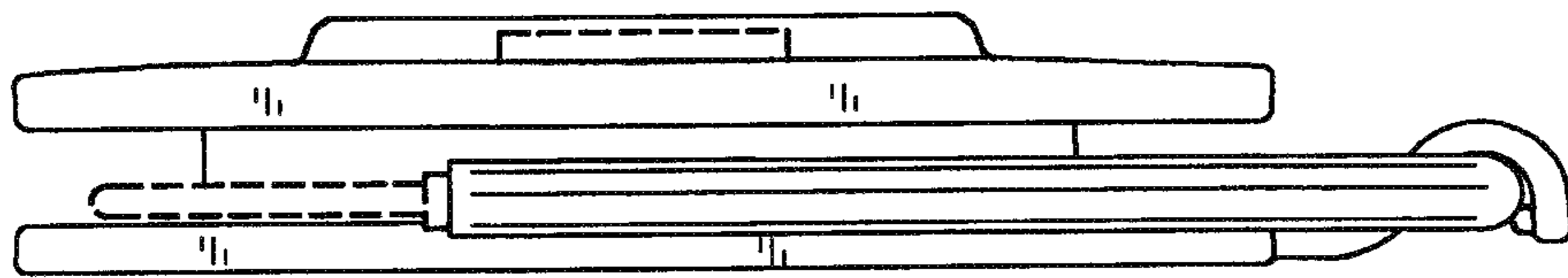
FIG. 4



*FIG. 5*

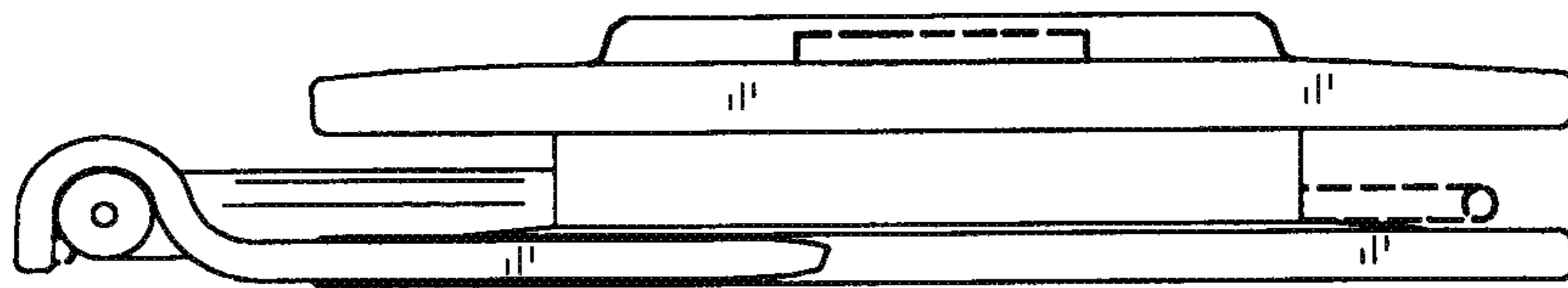


*FIG. 6*



*FIG. 7*





*FIG. 8*