



US00D761133S

(12) **United States Design Patent**
Nunes

(10) **Patent No.:** **US D761,133 S**
(45) **Date of Patent:** **** Jul. 12, 2016**

- (54) **WATCH**
- (71) Applicant: **Brendon G. Nunes**, Ajax (CA)
- (72) Inventor: **Brendon G. Nunes**, Ajax (CA)
- (**) Term: **15 Years**
- (21) Appl. No.: **29/505,122**
- (22) Filed: **Jun. 8, 2015**
- (51) **LOC (10) Cl.** **10-02**
- (52) **U.S. Cl.**
USPC **D10/38**; D10/128; D10/131
- (58) **Field of Classification Search**
USPC D10/30-39, 1-29, 122-132
CPC G04B 19/00; G04B 19/18; G04B 19/28;
G04B 19/283; G04B 37/00; G04B 37/0008;
G04B 37/0058; G04B 37/11; G04B 37/116;
G04B 37/1486; G04C 10/00
See application file for complete search history.

- D537,371 S 2/2007 Belamich
- D537,737 S * 3/2007 Galli D10/31
- D588,025 S * 3/2009 Belamich D10/39
- D601,043 S 9/2009 Belamich
- 7,628,530 B2 * 12/2009 Andren G04B 37/1486
224/177
- D630,530 S 1/2011 Nunes
- D630,531 S 1/2011 Nunes
- D632,593 S 2/2011 Nunes
- D635,867 S 4/2011 Nunes
- D668,970 S 10/2012 Nunes
- D717,669 S * 11/2014 Tak D10/38

OTHER PUBLICATIONS

Photograph of Citizen Professional Diver Watch 1300M; 1982; one sheet.
Photographs of Bulova gold colored commercial Accu Swiss watch; two sheets.

* cited by examiner

Primary Examiner — Martie K Holtje

(56) **References Cited**
U.S. PATENT DOCUMENTS

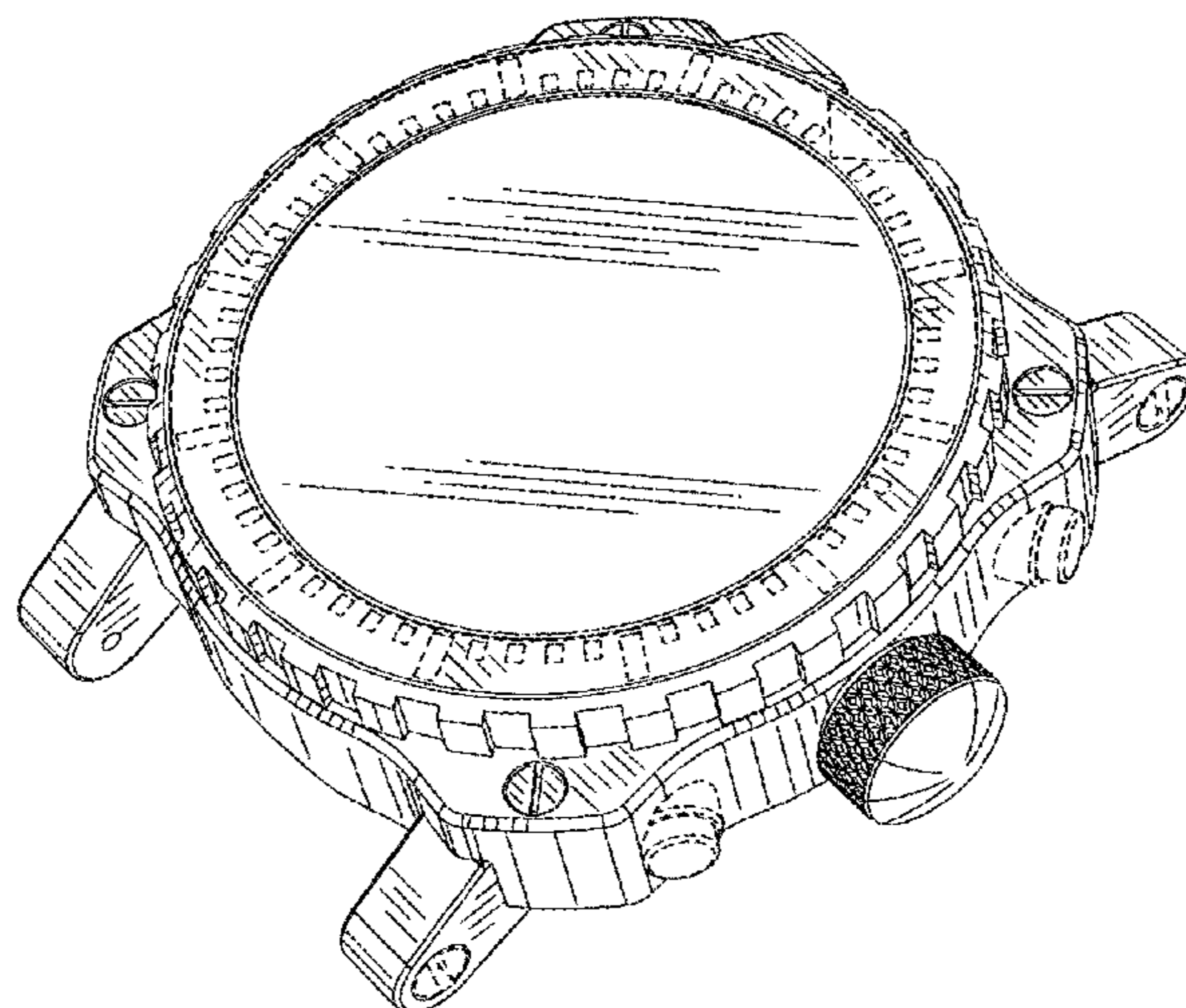
- 3,427,800 A * 2/1969 Blum G04B 19/283
368/223
- 4,218,873 A * 8/1980 Lang G04B 37/116
368/276
- 4,390,288 A * 6/1983 Arnoux G04B 37/0058
368/276
- D287,470 S * 12/1986 Houlihan D10/30
- D288,412 S * 2/1987 Nunes D10/2
- D295,837 S * 5/1988 Takeichi D10/39
- D317,871 S * 7/1991 Applegate, Jr. D10/30
- D331,707 S * 12/1992 Iwata D10/30
- D381,919 S * 8/1997 Stecher D10/1
- D412,670 S 8/1999 Riley
- D415,040 S 10/1999 Sang
- 6,449,812 B1 * 9/2002 Calce G04B 37/1486
224/164
- 6,587,400 B1 * 7/2003 Line G04C 10/00
368/204

(57) **CLAIM**
I claim the ornamental design for a watch, as shown and described.

DESCRIPTION

FIG. 1 is a top isometric view of a watch showing my new design;
FIG. 2 is a top plan view thereof;
FIG. 3 is a front elevational view, the rear elevational view being a mirror image thereof;
FIG. 4 is a right side elevational view thereof; and,
FIG. 5 is a left side elevational view thereof.
The structural features depicted by broken lines in the drawings have been shown for the purpose of illustrating portions of the watch that form no part of the claimed design.

1 Claim, 3 Drawing Sheets



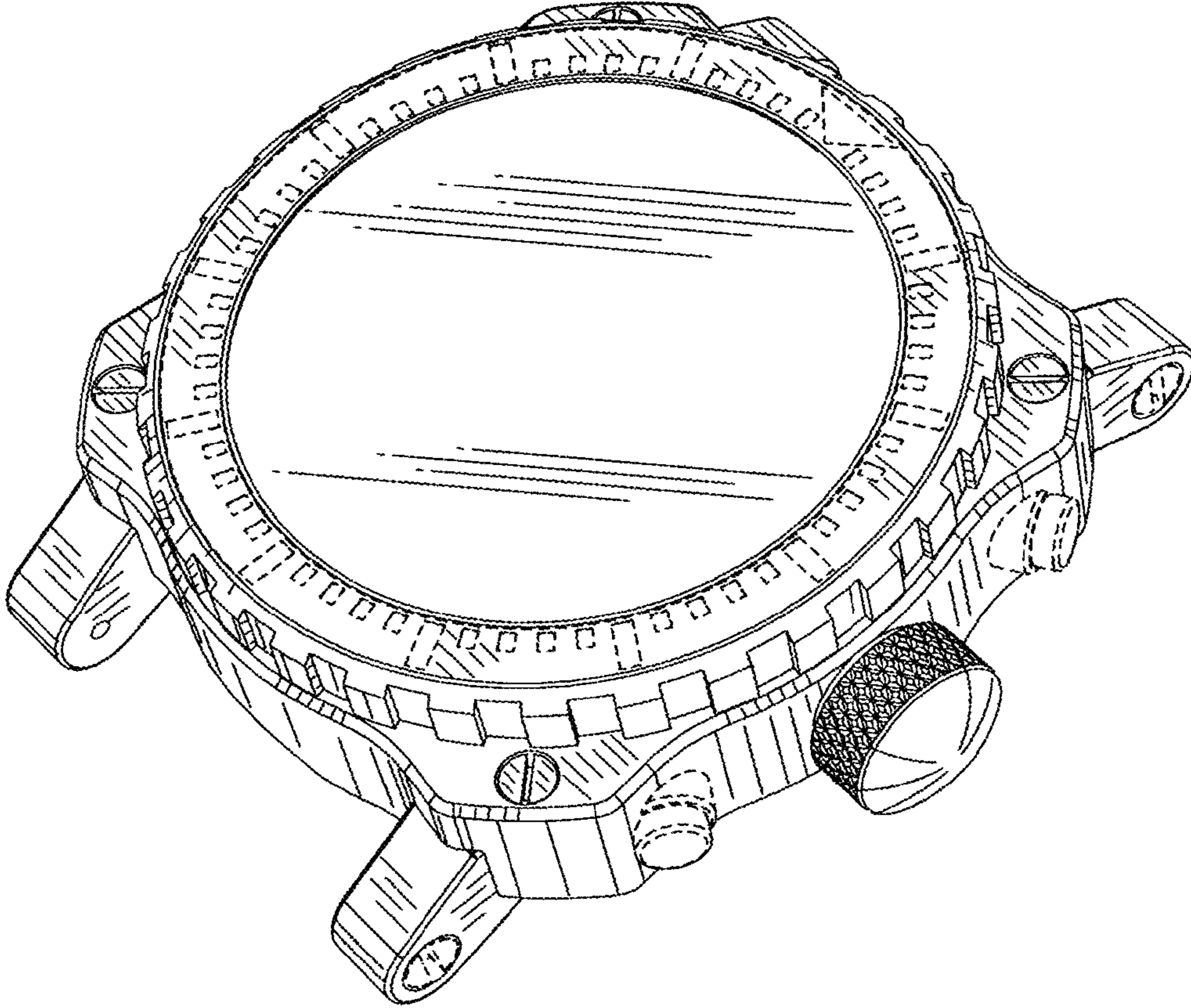


FIGURE 1

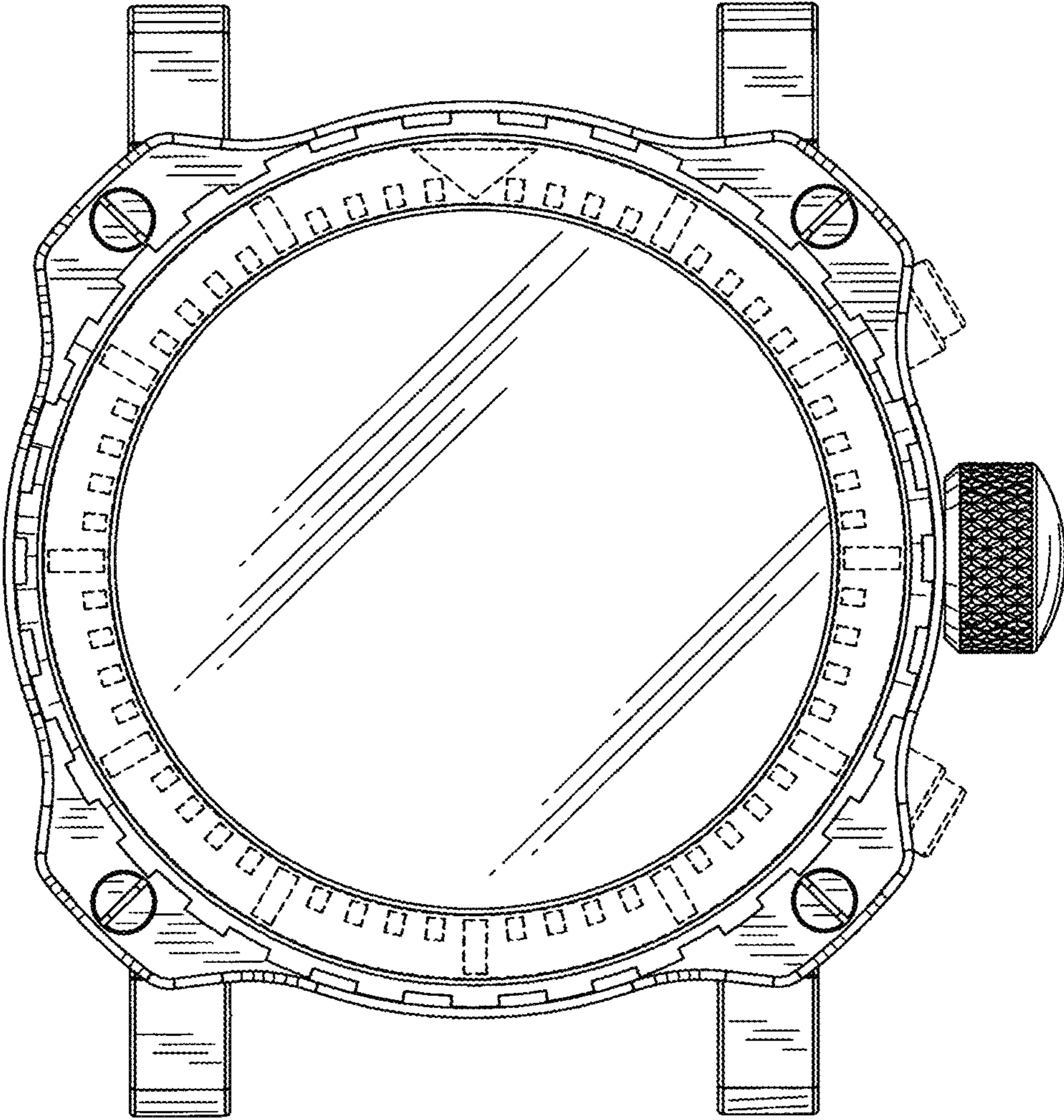


FIGURE 2

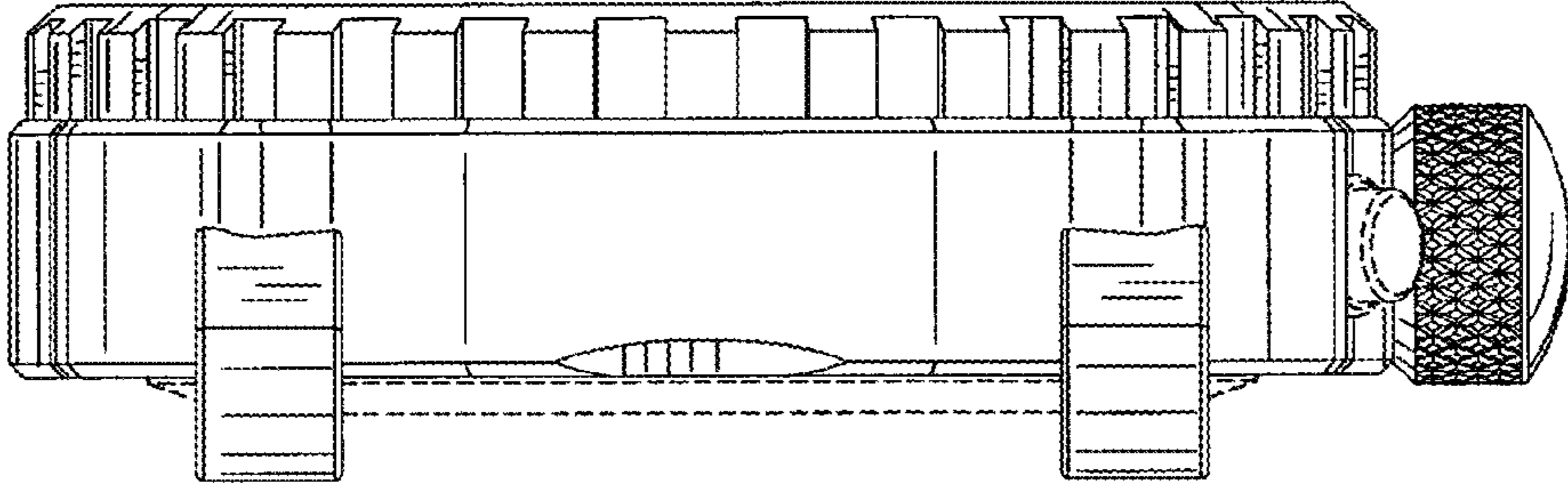


FIGURE 3

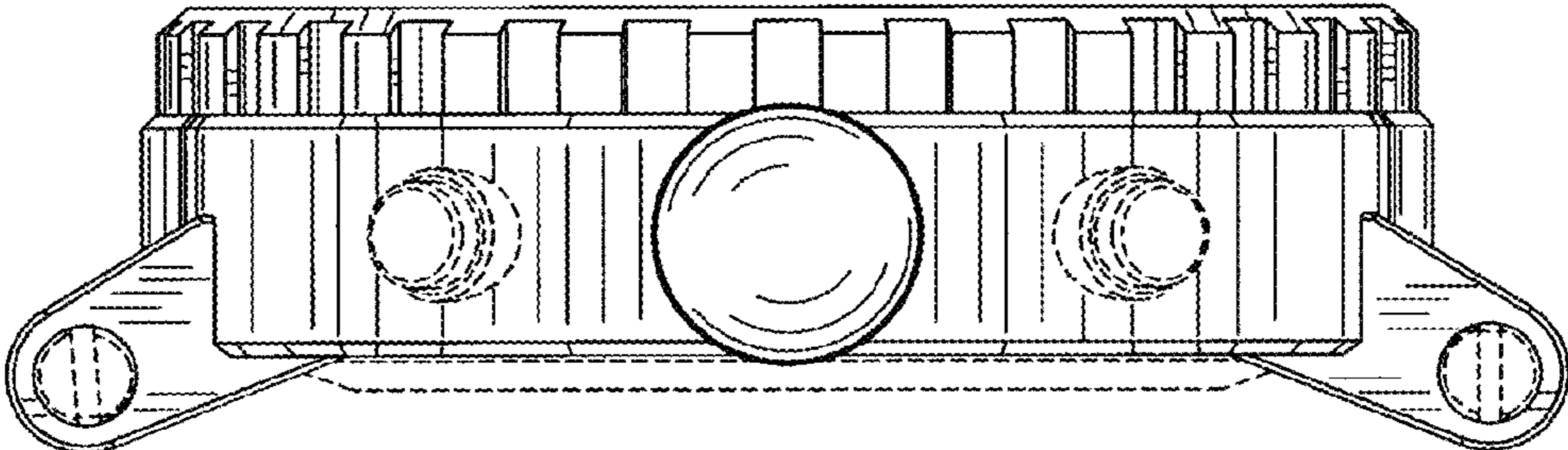


FIGURE 4

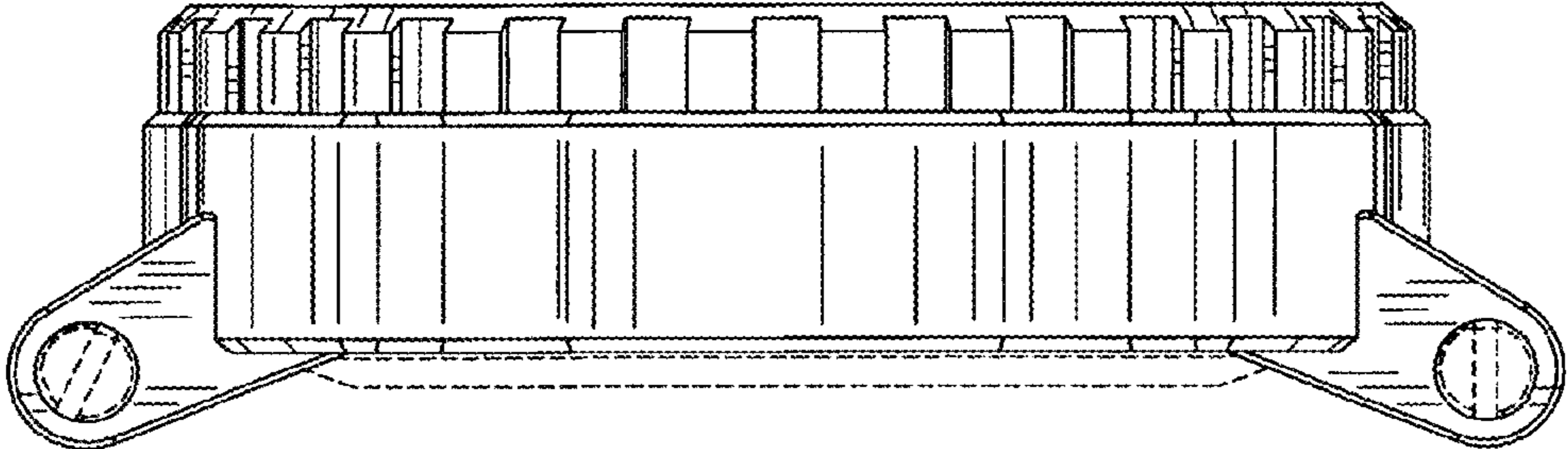


FIGURE 5