



US00D761131S

(12) **United States Design Patent**
Nunes

(10) **Patent No.:** **US D761,131 S**
(45) **Date of Patent:** **** Jul. 12, 2016**

(54) **WATCH**
(71) Applicant: **Brendon G. Nunes**, Ajax (CA)
(72) Inventor: **Brendon G. Nunes**, Ajax (CA)
(**) Term: **14 Years**
(21) Appl. No.: **29/474,718**
(22) Filed: **Jan. 14, 2015**
(51) **LOC (10) Cl.** **10-02**
(52) **U.S. Cl.**
USPC **D10/38; D10/128; D10/131**
(58) **Field of Classification Search**
USPC D10/30-39, 1-29, 122-132
CPC G04B 19/00; G04B 19/18; G04B 19/28;
G04B 19/283; G04B 37/00; G04B 37/0008;
G04B 37/0058; G04B 37/11; G04B 37/116;
G04B 37/1486; G04C 10/00
See application file for complete search history.

D415,040 S 10/1999 Sang
6,449,812 B1 * 9/2002 Calce G04B 37/1486
224/164
6,587,400 B1 * 7/2003 Line G04C 10/00
368/204
D537,371 S 2/2007 Belamich
D537,737 S * 3/2007 Galli D10/31
D588,025 S * 3/2009 Belamich D10/39
D601,043 S 9/2009 Belamich
7,628,530 B2 * 12/2009 Andren G04B 37/1486
224/177
D630,530 S 1/2011 Nunes
D630,531 S 1/2011 Nunes
D632,593 S 2/2011 Nunes
D635,867 S 4/2011 Nunes
D668,970 S 10/2012 Nunes
D717,669 S * 11/2014 Tak D10/38

* cited by examiner

Primary Examiner — Martie K Holtje

(57) **CLAIM**
I claim the ornamental design for a watch, as shown and described.

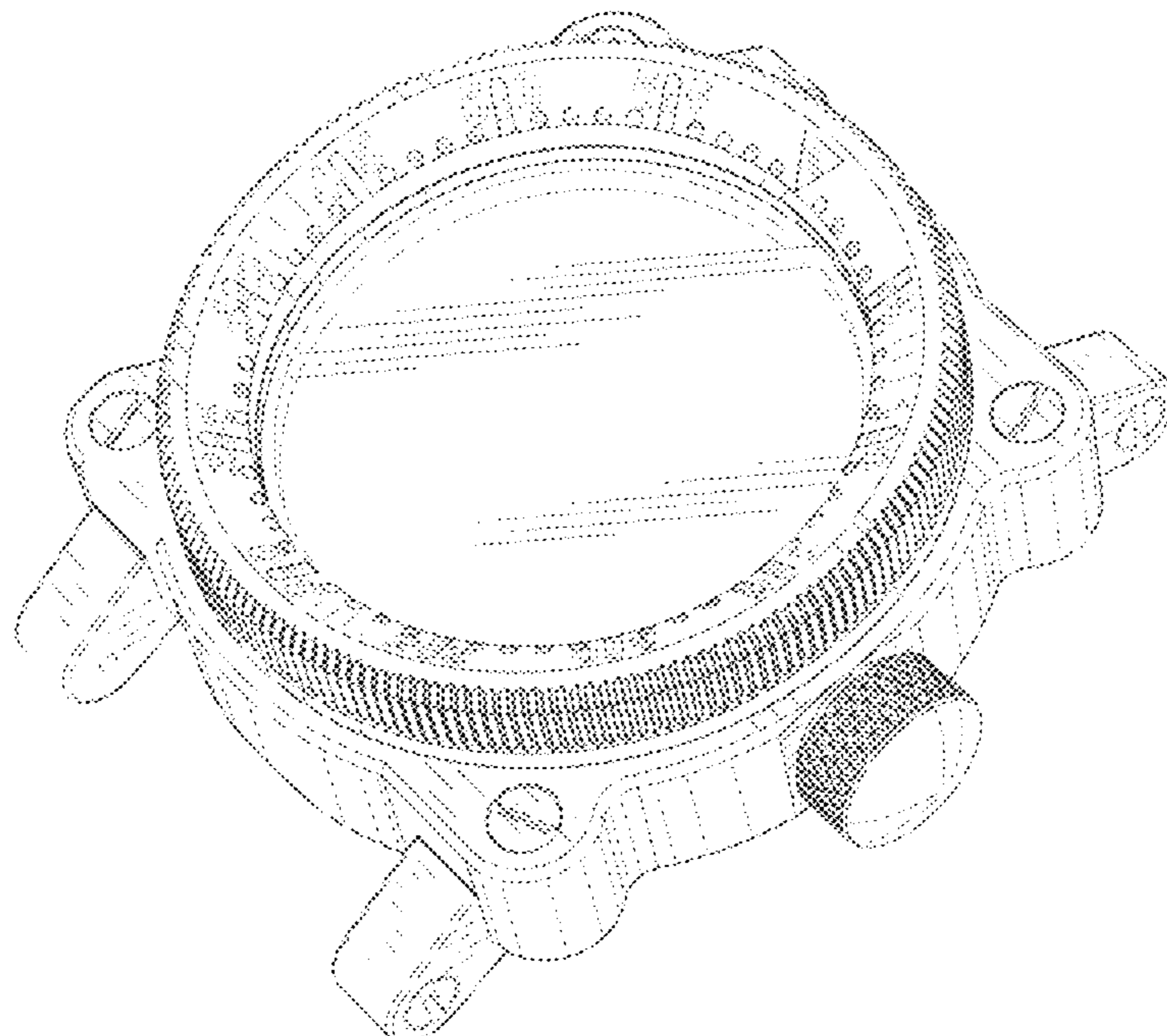
(56) **References Cited**
U.S. PATENT DOCUMENTS

3,427,800 A * 2/1969 Blum G04B 19/283
368/223
4,218,873 A * 8/1980 Lang G04B 37/116
368/276
4,390,288 A * 6/1983 Arnoux G04B 37/0058
368/276
D287,470 S * 12/1986 Houlihan D10/30
D288,412 S * 2/1987 Nunes D10/2
D295,837 S * 5/1988 Takeichi D10/39
D317,871 S * 7/1991 Applegate, Jr. D10/30
D331,707 S * 12/1992 Iwata D10/30
D381,919 S * 8/1997 Stecher D10/1
D412,670 S 8/1999 Riley

DESCRIPTION

FIG. 1 is a top isometric view of a watch showing my new design;
FIG. 2 is a top plan view thereof;
FIG. 3 is a front elevational view, the rear elevational view being a mirror image thereof;
FIG. 4 is a right side elevational view thereof; and,
FIG. 5 is a left side elevational view thereof.
The structural features depicted by broken lines in the drawings have been shown for the purpose of illustrating portions of the watch that form no part of the claimed design.

1 Claim, 3 Drawing Sheets



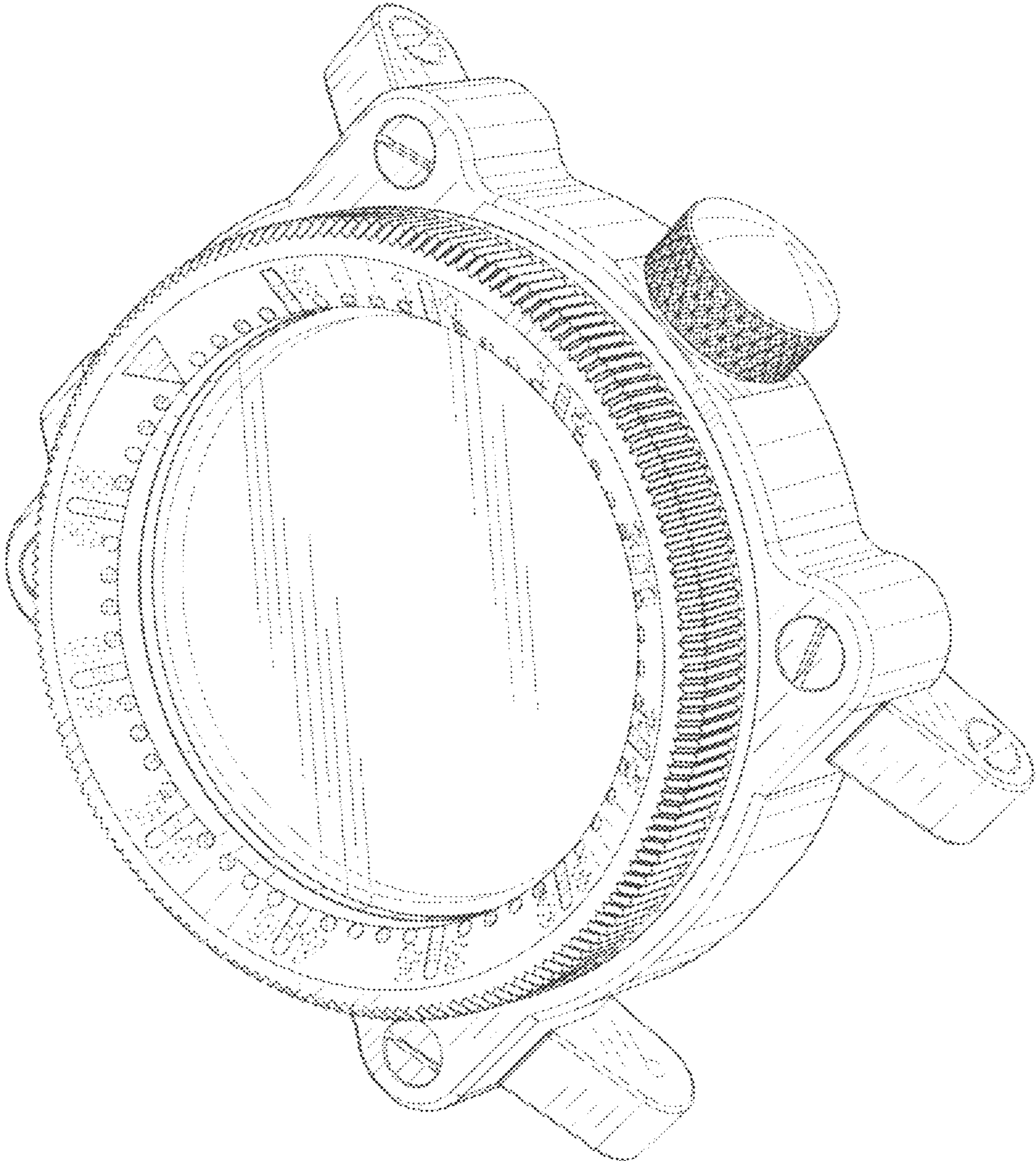


FIGURE 1

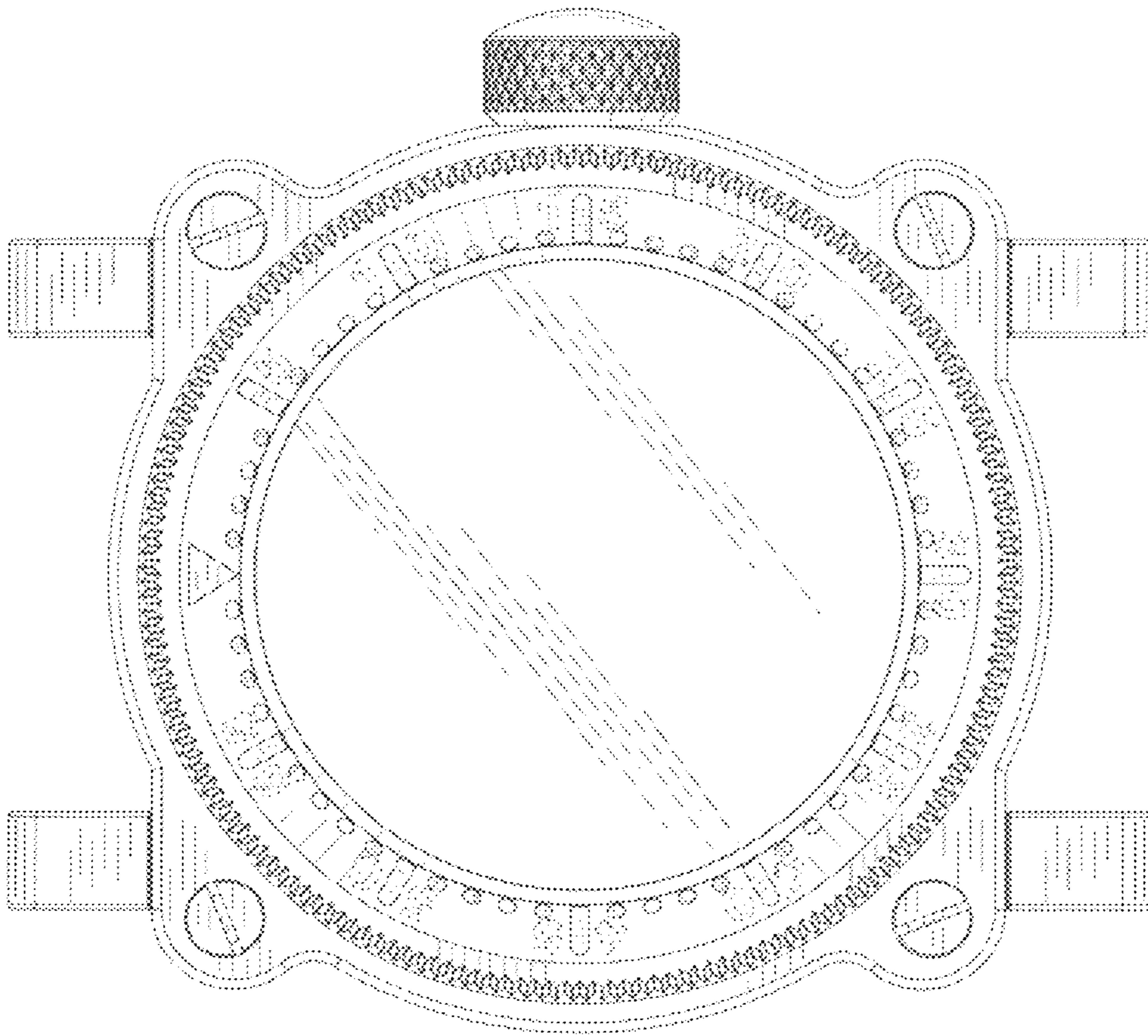


FIGURE 2

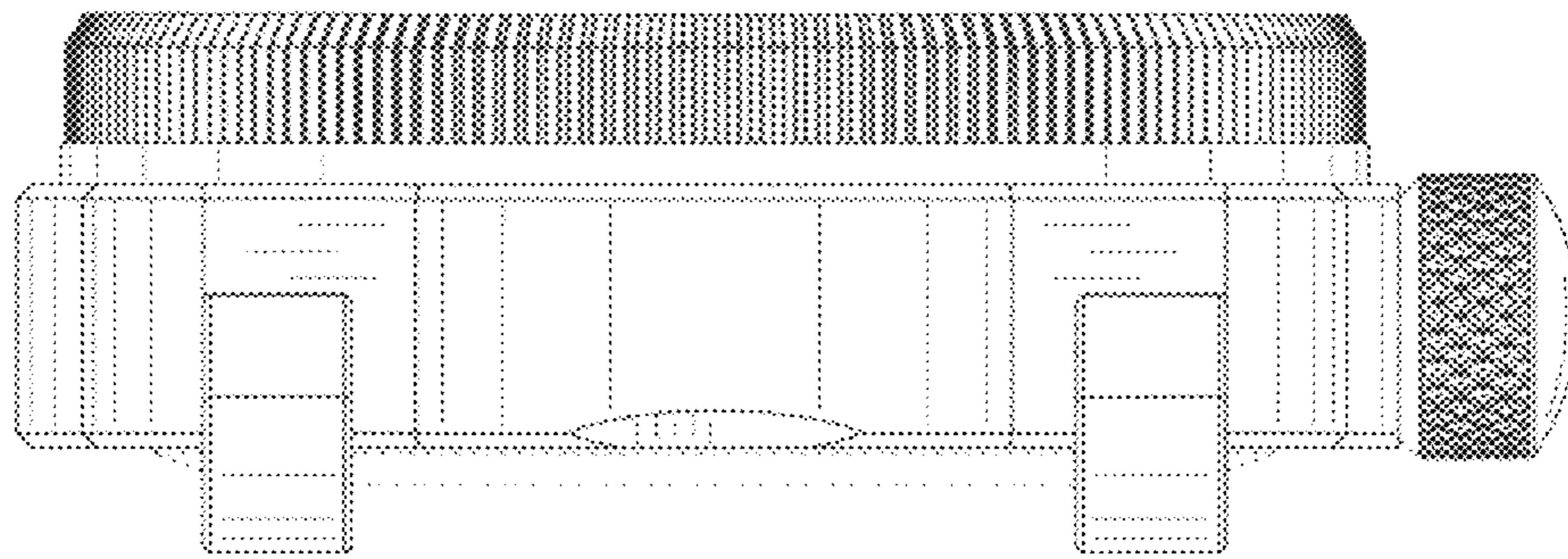


FIGURE 3

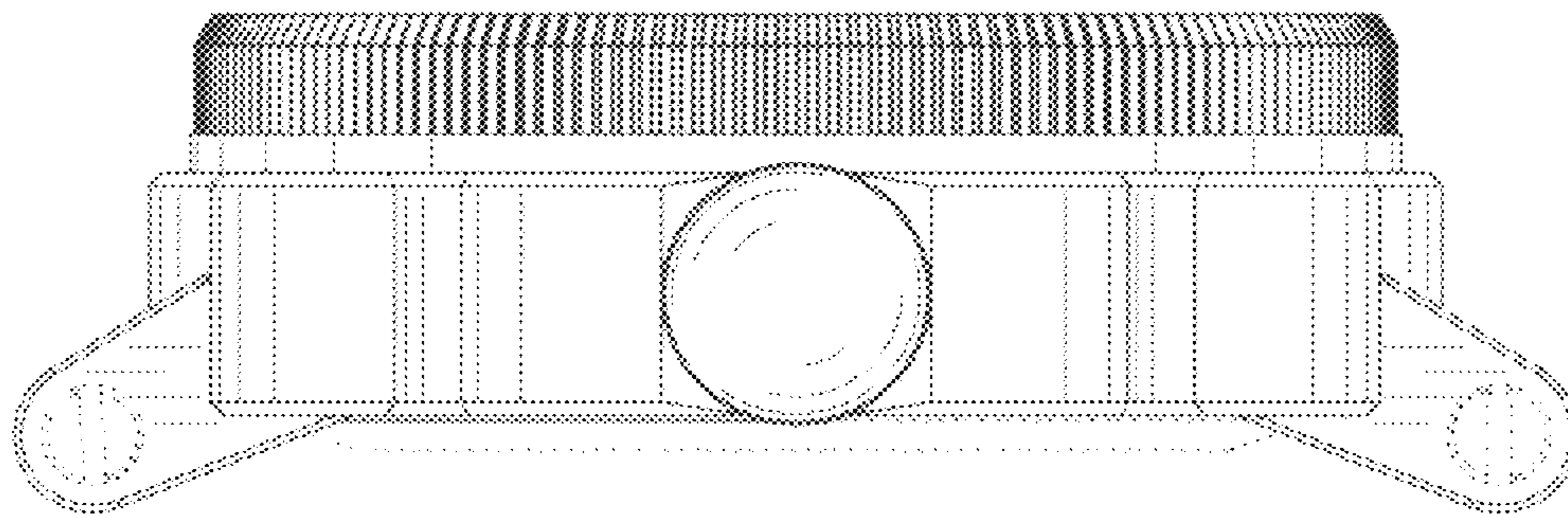


FIGURE 4

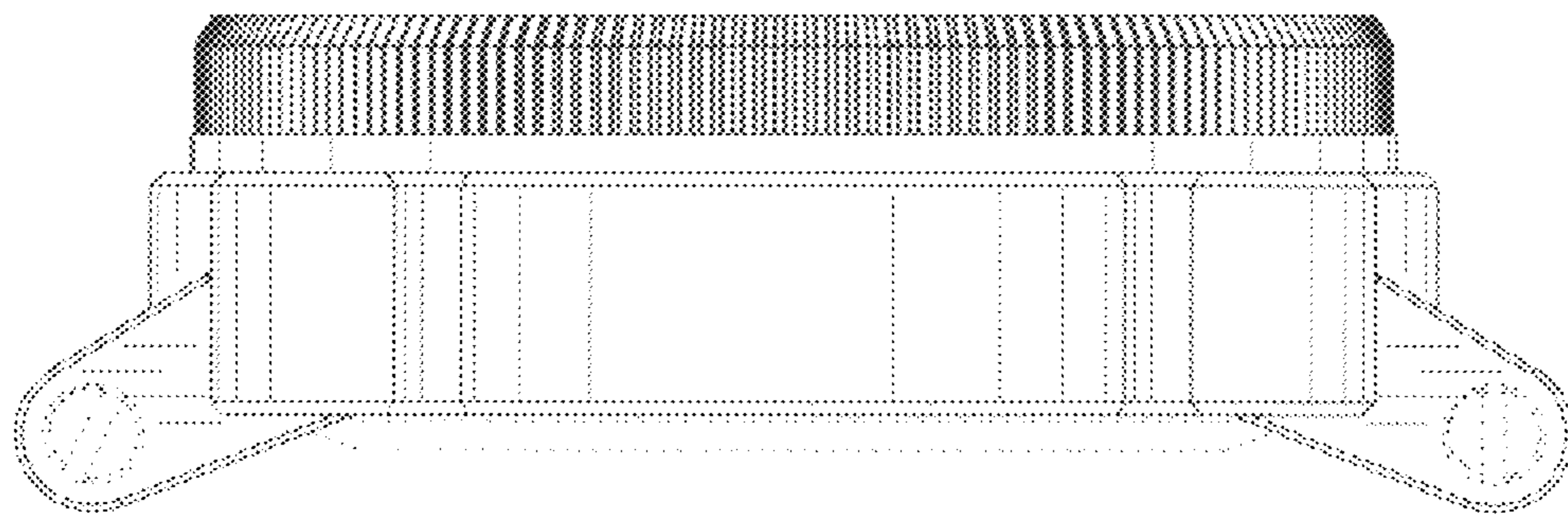


FIGURE 5