



US00D761125S

(12) **United States Design Patent**  
**Taylor**

(10) **Patent No.:** **US D761,125 S**

(45) **Date of Patent:** **\*\* Jul. 12, 2016**

(54) **BLISTER PACKAGE**

(71) Applicant: **JOHNSON & JOHNSON CONSUMER INC.**, Skillman, NJ (US)

(72) Inventor: **Karin Elise Taylor**, New York, NY (US)

(73) Assignee: **Johnson & Johnson Consumer Inc.**, Skillman, NJ (US)

(\*\*) Term: **14 Years**

(21) Appl. No.: **29/507,140**

(22) Filed: **Oct. 24, 2014**

(51) **LOC (10) Cl.** ..... **09-01**

(52) **U.S. Cl.**  
USPC ..... **D9/732**

(58) **Field of Classification Search**  
USPC ..... D9/414, 424, 456, 732, 737, 756, 759, D9/761; 206/261, 461, 462, 467, 469, 470, 206/471, 528, 530, 531, 532, 534, 534.1, 206/534.2, 535-540; D24/227, 229, 230  
CPC ..... B65D 75/327; B65D 2585/56; B65D 75/367; B65D 75/32; B65D 2575/3227; B65D 83/0445; B65D 2575/367; B65D 2575/3245; B65D 83/04; B65D 75/22; B65D 75/5855; B65D 75/323; B65D 2543/00296; B65D 5/4204; B65D 25/04; B65D 75/52; B65D 75/585; B65D 73/0035; B65D 73/0085; B65D 75/58; B65D 2543/00194; B65D 1/36; B65D 73/0078; B65D 2543/00805; B65D 73/0042; B65D 75/225; B65D 77/30; B65D 2543/00092; B65D 75/522; B65D 1/0223

See application file for complete search history.

(56) **References Cited**

U.S. PATENT DOCUMENTS

D655,622	S *	3/2012	Sadler	.....	D9/732
8,479,921	B2 *	7/2013	Ingraham	.....	A61J 1/035
					206/528
2002/0008046	A1 *	1/2002	Fuller	.....	B26D 3/085
					206/532
2007/0289893	A1 *	12/2007	Williams	.....	B65D 75/327
					206/531
2008/0060968	A1 *	3/2008	Levy	.....	B65D 73/0078
					206/531
2013/0160408	A1 *	6/2013	Neff	.....	B65D 75/323
					53/492

\* cited by examiner

*Primary Examiner* — Derrick Holland

*Assistant Examiner* — Lauren Calve

(74) *Attorney, Agent, or Firm* — Victor Tsu

(57) **CLAIM**

I claim the ornamental design for a blister package, as shown and described.

**DESCRIPTION**

FIG. 1 is a perspective view of a blister package showing my new design.

FIG. 2 is a front plan view thereof;

FIG. 3 is a back elevational view thereof;

FIG. 4 is a left side view thereof;

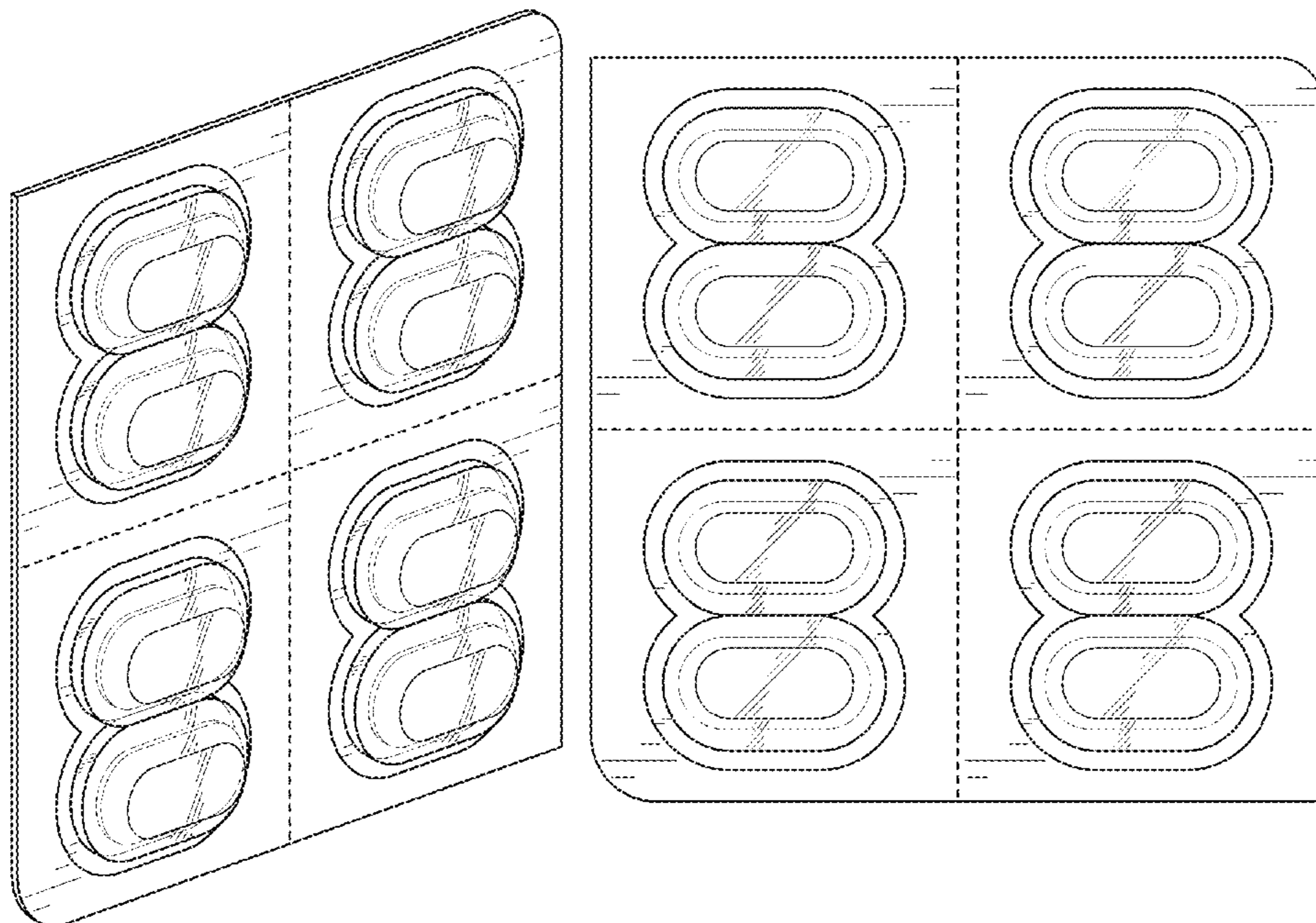
FIG. 5 is a right side view thereof;

FIG. 6 is a top side view thereof; and,

FIG. 7 is a bottom side view thereof.

The broken lines shown represent unclaimed subject matter and form no part of the claimed design.

**1 Claim, 5 Drawing Sheets**



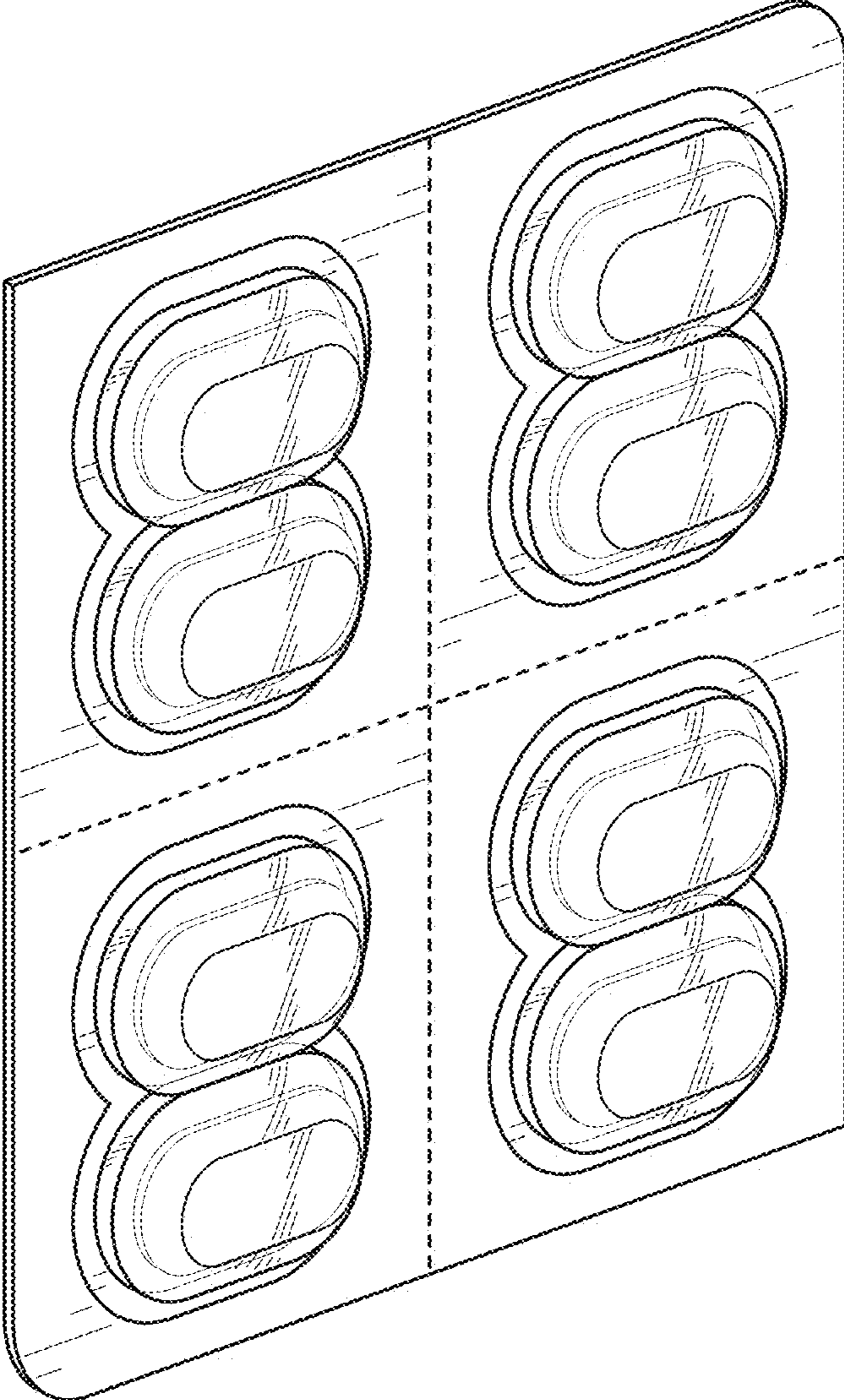


FIG. 1

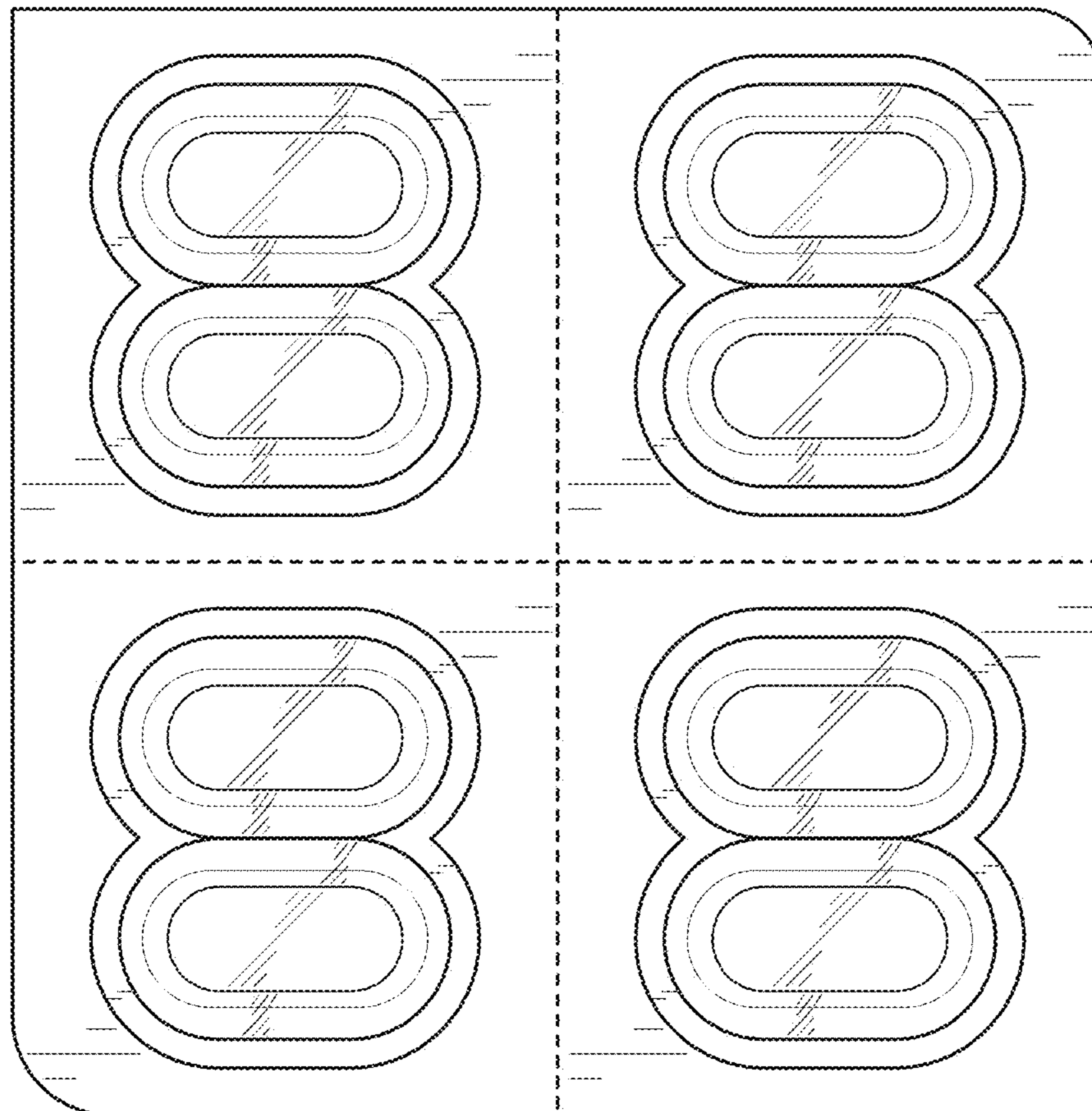


FIG. 2




FIG. 3



FIG. 4



FIG. 5



FIG. 6



FIG. 7