



US00D761123S

(12) **United States Design Patent**
Breidenbach et al.

(10) **Patent No.:** **US D761,123 S**
(45) **Date of Patent:** **** Jul. 12, 2016**

(54) **DUAL COSMETIC DISPENSER**

(71) Applicants: **Diane Breidenbach**, St. James, NY (US); **Laurence Mille**, St. James, NY (US)

(72) Inventors: **Diane Breidenbach**, St. James, NY (US); **Laurence Mille**, St. James, NY (US)

(**) Term: **14 Years**

(21) Appl. No.: **29/443,831**

(22) Filed: **Jan. 23, 2013**

(51) **LOC (10) Cl.** **09-01**

(52) **U.S. Cl.**

USPC **D9/726**; D28/76; D28/86; D28/7

(58) **Field of Classification Search**

USPC D9/434, 435, 516, 723-729;
215/381-385; 220/660, 669, 675;

D28/4, 7; D24/133; D19/161-163

CPC B21D 51/26; B21D 51/383; B29C 66/71;

B65D 1/40; B65D 1/0223; B65D 1/0246;

B65D 17/163; B65D 17/165; B65D 25/00;

B65D 2215/02; B65D 2517/0094; B65D

2519/00502; B65D 2543/00296; Y10T

29/49826

See application file for complete search history.

(56) **References Cited**

U.S. PATENT DOCUMENTS

4,342,522	A *	8/1982	Mackles	401/214
D368,427	S *	4/1996	Bicknell et al.	D9/726
5,586,694	A *	12/1996	Breidenbach et al.	222/183
D378,026	S *	2/1997	Balazs	D28/7
D397,148	S *	8/1998	Luntz	D19/36
D422,748	S *	4/2000	Lang	D28/7
D431,324	S *	9/2000	Hirato et al.	D28/76
6,241,408	B1 *	6/2001	Lang	401/17
6,276,853	B1 *	8/2001	Breidenbach et al.	401/34
D450,888	S *	11/2001	Breidenbach et al.	D28/76
D453,588	S *	2/2002	Breidenbach et al.	D28/76
D453,589	S *	2/2002	Breidenbach et al.	D28/76
D491,810	S *	6/2004	Kostow	D9/504
D517,243	S *	3/2006	Martinez	D28/76
D522,696	S *	6/2006	Severa	D28/88

(Continued)

Primary Examiner — Keli L Hill

(74) *Attorney, Agent, or Firm* — Thomas A. O'Rourke; Bodner & O'Rourke, LLP

(57) **CLAIM**

The ornamental design for a dual cosmetic dispenser, as shown and described.

DESCRIPTION

FIG. 1 is a side view of a first embodiment of a dual cosmetic dispenser in a closed position, embodying our new design, the remaining three sides being identical thereto;

FIG. 2 is an end view thereof, the opposite end being identical thereto;

FIG. 3 is a side view of a second embodiment of a dual cosmetic dispenser in a closed position, embodying our new design, the remaining three sides being identical thereto;

FIG. 4 is an end view thereof, the opposite end being identical thereto;

FIG. 5 is a side view of a third embodiment of a dual cosmetic dispenser in a closed position, embodying our new design, the remaining three sides being identical thereto;

FIG. 6 is an end view thereof, the opposite end being identical thereto;

FIG. 7 is a side view of Embodiments 1 and 3 shown in an open position, where the roller ball dispenser members are separated from the center sleeve, the side view of Embodiment 2 in an open position being identical thereto other than the size of the center sleeve;


FIG. 8 is a second side view of Embodiments 1 and 3 shown in an open position and rotated 90° to the right of FIG. 7, where the roller ball dispenser members are separated from the center sleeve, the second side view of Embodiment 2 in an open position being identical thereto other than the size of the center sleeve;

FIG. 9 is a perspective view of Embodiment 2;

FIG. 10 is a perspective view of Embodiment 1; and,

FIG. 11 is a perspective view of Embodiment 3.

1 Claim, 4 Drawing Sheets



(56)

References Cited

U.S. PATENT DOCUMENTS

D530,857 S *	10/2006	Black	D28/7	D654,217 S *	2/2012	Brodish	D28/7
D542,978 S *	5/2007	Bortolotti	D28/76	8,545,120 B2 *	10/2013	Breidenbach et al.	401/17
D583,506 S *	12/2008	Justice	D28/86	D708,961 S *	7/2014	Jung et al.	D9/723
D607,510 S *	1/2010	Jun	D19/47	D716,145 S *	10/2014	Paredes	D9/516
D626,005 S *	10/2010	Duquet	D9/686	D719,026 S *	12/2014	Prero	D9/516
D626,006 S *	10/2010	Duquet	D9/686	D725,490 S *	3/2015	Grosso	D9/726
D639,337 S *	6/2011	Hung	D19/36	D726,028 S *	4/2015	Thompson	D28/7
D639,338 S *	6/2011	Hung	D19/41	D734,155 S *	7/2015	Moore	D9/516
D639,998 S *	6/2011	Liu	D28/7	D735,413 S *	7/2015	Smith	D28/83
D645,509 S *	9/2011	Hung	D19/41	D735,946 S *	8/2015	Ko	D28/76
					D743,255 S *	11/2015	Niggemyer	D9/435
					2002/0071707 A1 *	6/2002	Breidenbach et al.	401/171
					2013/0004226 A1 *	1/2013	Breidenbach et al.	401/17

* cited by examiner




Fig. 1




Fig. 3




Fig. 2




Fig. 4




Fig. 6




Fig. 5

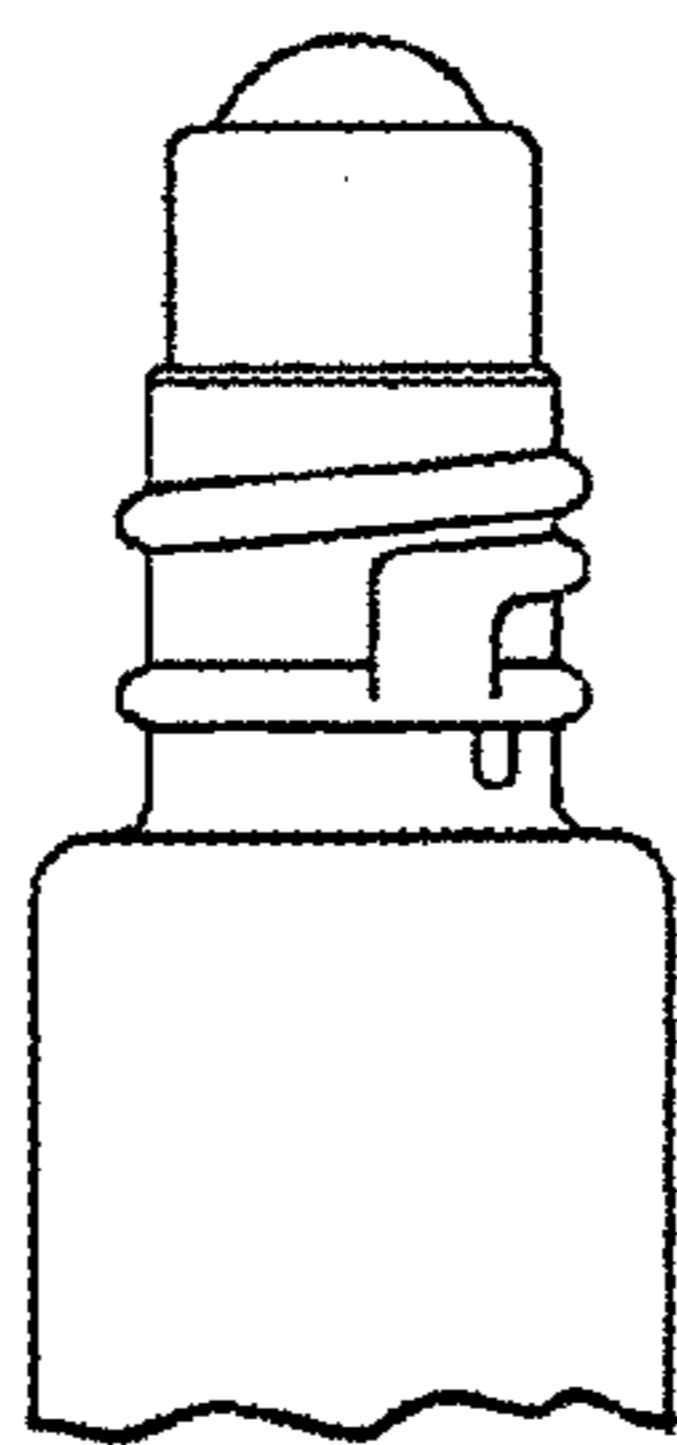

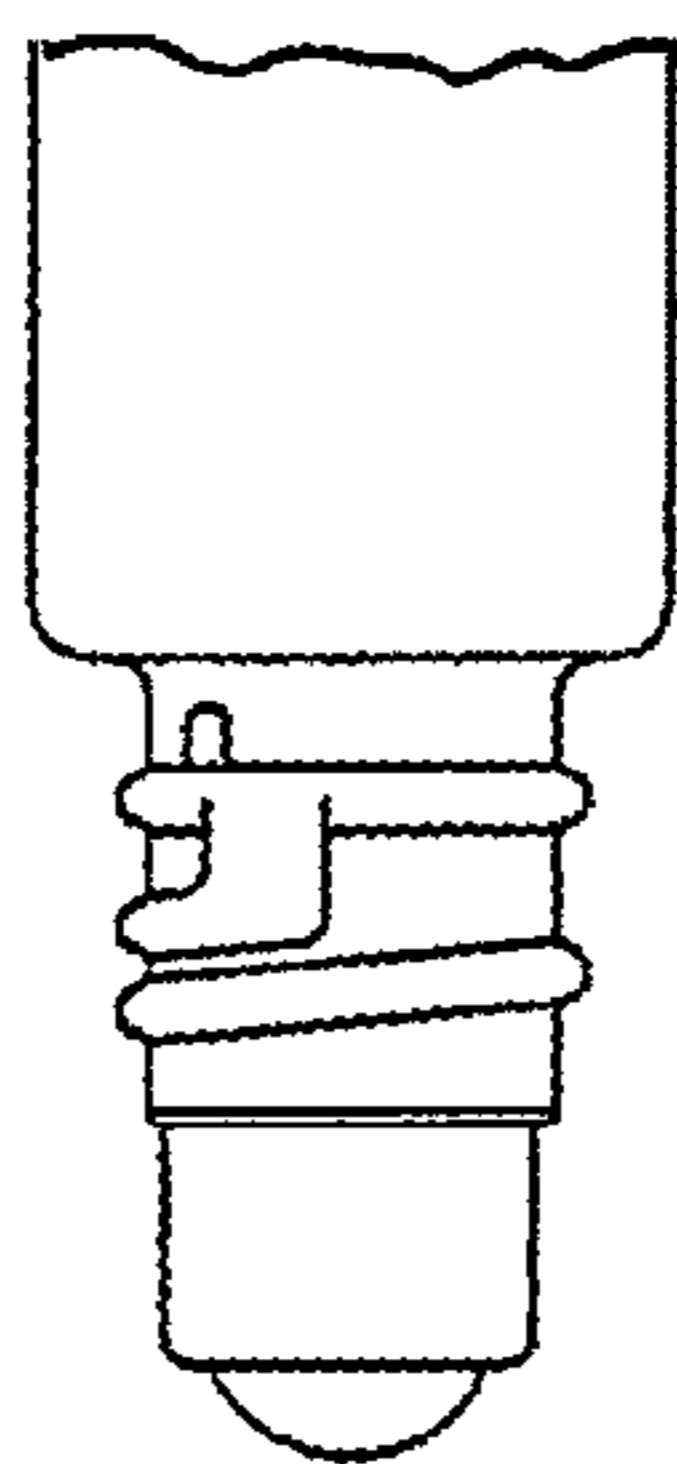


Fig. 7

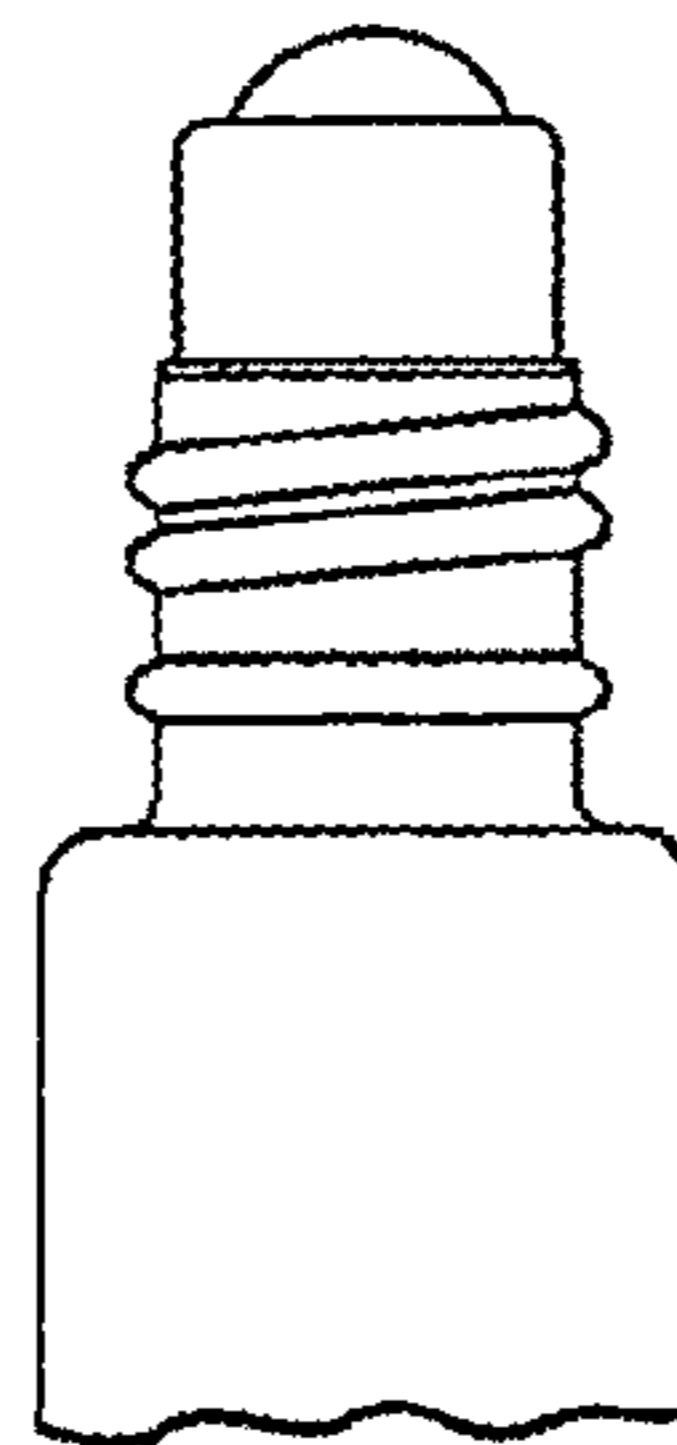

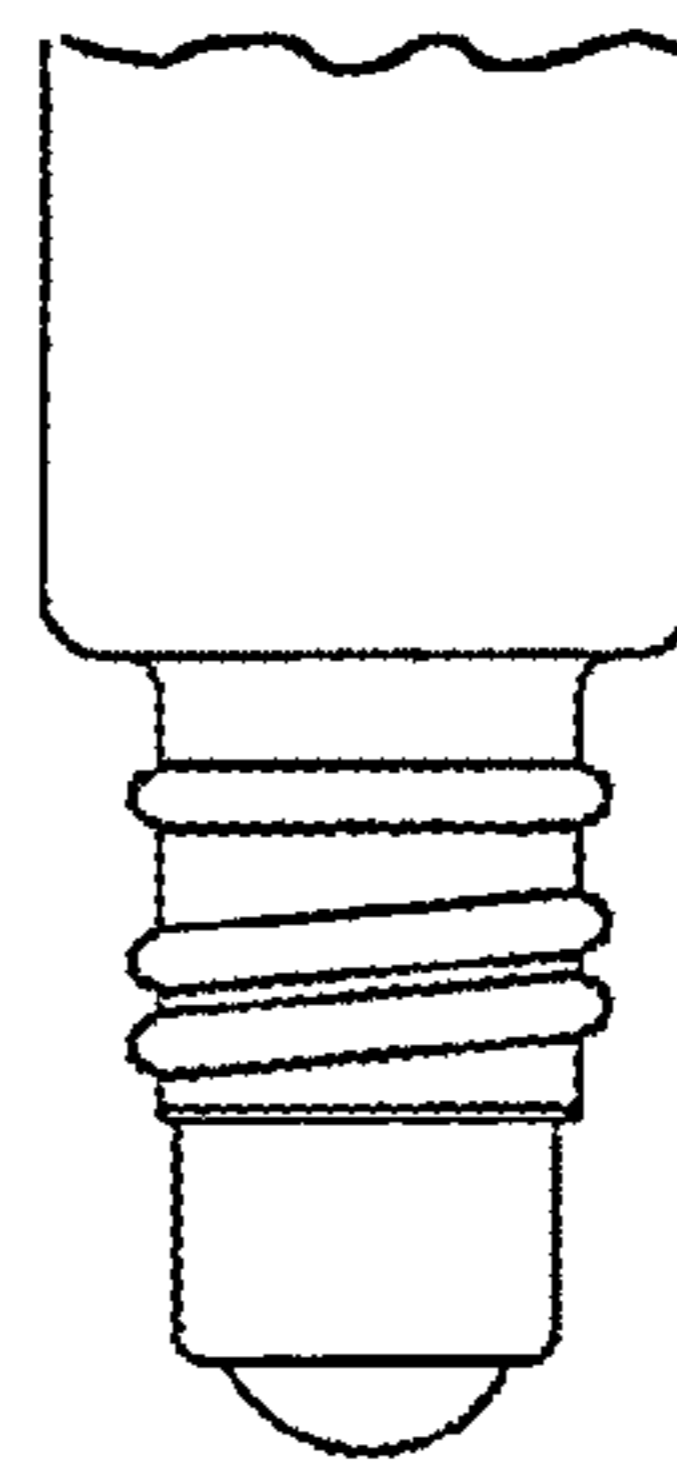


Fig. 8




FIGURE 9

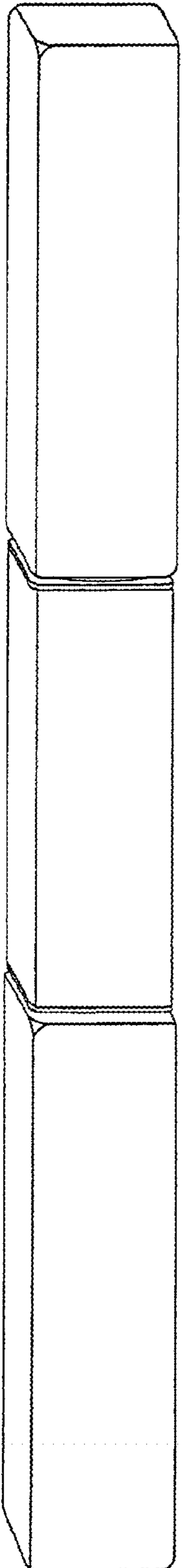


FIGURE 10




FIGURE 11