

US00D761108S

(12) **United States Design Patent**  
**Trombetta**

(10) **Patent No.:** **US D761,108 S**

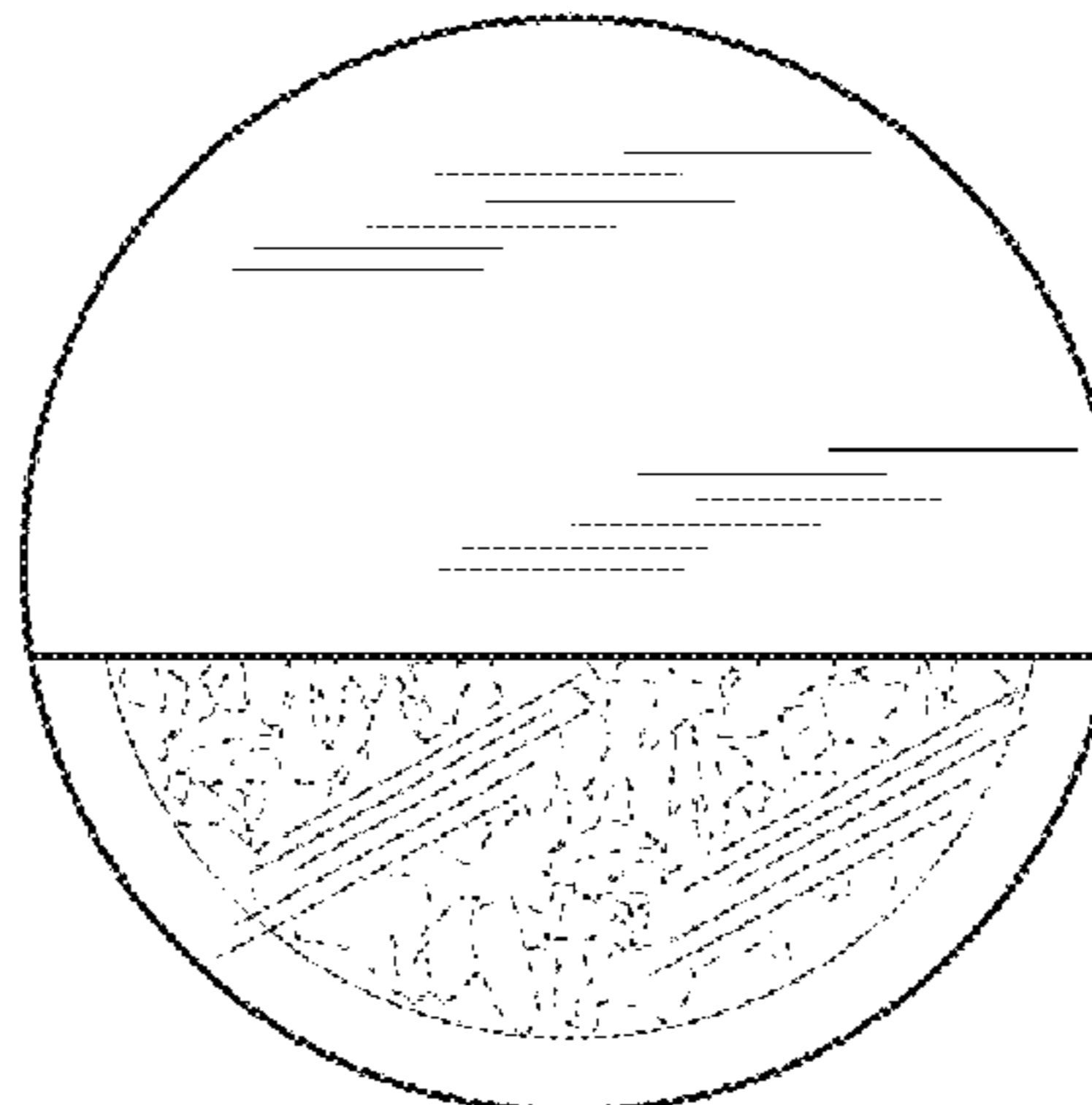

(45) **Date of Patent:** **\*\* \*Jul. 12, 2016**

- (54) **CAPSULE**
- (71) Applicant: **2266170 Ontario Inc.**, Mississauga, Ontario (CA)
- (72) Inventor: **Liberatore A. Trombetta**, Ancaster (CA)
- (73) Assignee: **2266170 Ontario Inc.** (CA)
- (\*) Notice: This patent is subject to a terminal disclaimer.
- (\*\*) Term: **14 Years**
- (21) Appl. No.: **29/464,380**
- (22) Filed: **Aug. 15, 2013**
- (51) **LOC (10) Cl.** ..... **09-01**
- (52) **U.S. Cl.**  
USPC ..... **D9/503**
- (58) **Field of Classification Search**  
USPC ..... D9/414, 416, 418, 424-425, 427-428, D9/434-435, 454, 500, 503-505, 516, 518, D9/549, 558, 715-716, 719; D7/507, D7/509-511, 523, 601-603, 612, 615, D7/629-630, 400; D11/152  
CPC ..... B65D 1/00; B65D 1/26; B65D 1/265; B65D 17/00; B65D 17/02; B65D 17/50; B65D 17/501; B65D 23/00; B65D 81/00; B65D 85/804; B65D 85/8043; B65D 85/8046; B65D 2501/00; B65D 2501/0009  
See application file for complete search history.

D241,228 S *	8/1976	Boduch	.....	D7/523
D244,063 S	4/1977	Christian		
D247,548 S	3/1978	Crary		
D258,350 S *	2/1981	Scott	.....	D9/438
D259,625 S	6/1981	Hamilton et al.		
D263,447 S	3/1982	Brown		
D280,075 S *	8/1985	Haag, Sr.	.....	D9/428
D280,076 S *	8/1985	Haag, Sr.	.....	D9/428
D312,400 S	11/1990	Schwaikert		
D321,477 S	11/1991	Gunter		
D334,113 S	3/1993	Lewis et al.		
D416,796 S *	11/1999	Smith	.....	D7/629
6,237,777 B1	5/2001	Bierly		
D445,674 S	7/2001	Pritchett		
D452,433 S	12/2001	Lazaris		
D452,434 S	12/2001	Sweeney		
D467,800 S *	12/2002	Chen	.....	D9/428
D473,788 S	4/2003	Chen et al.		
D474,110 S	5/2003	Sweeney		
D474,111 S	5/2003	Lazaris		
D501,368 S	2/2005	Roth et al.		
D502,362 S	3/2005	Lazaris et al.		
D536,579 S	2/2007	Roth et al.		
D568,156 S	5/2008	Wilson et al.		
D572,133 S	7/2008	Wilson et al.		
D577,253 S	9/2008	Bodum		
D577,288 S	9/2008	Wilson et al.		
D606,363 S *	12/2009	Aardenburg	.....	D7/400
D632,563 S *	2/2011	Sitabkhan	.....	D9/435
D637,484 S	5/2011	Winkler		
D642,454 S	8/2011	Santoiemmo		
D642,455 S	8/2011	Santoiemmo		
D646,968 S	10/2011	Ortiz et al.		
D647,398 S	10/2011	Winkler		
D647,399 S	10/2011	Winkler		
D652,266 S *	1/2012	Smyers	.....	D9/500
D656,009 S	3/2012	Ortiz et al.		
D656,010 S	3/2012	Ortiz et al.		
D658,493 S *	5/2012	Cometto	.....	D9/424
D671,831 S	12/2012	Moreau		
D686,916 S *	7/2013	O'Brien	.....	D9/429
D687,297 S *	8/2013	O'Brien	.....	D9/429
D698,649 S *	2/2014	Quint	.....	D9/500
D700,839 S *	3/2014	O'Brien	.....	D9/429
D715,649 S *	10/2014	O'Brien	.....	D9/500
D726,537 S *	4/2015	Trombetta	.....	D9/454
D730,174 S *	5/2015	O'Brien	.....	D9/429
D731,884 S *	6/2015	Trombetta	.....	D9/428
D731,890 S *	6/2015	Trombetta	.....	D9/500
D732,390 S *	6/2015	Trombetta	.....	D9/500
D732,949 S *	6/2015	Schroeder	.....	D9/416
D736,621 S *	8/2015	Ivancic	.....	D9/436

(56) **References Cited**  
U.S. PATENT DOCUMENTS

D4,260 S	7/1870	Doyle		
2,828,789 A *	4/1958	Geisler	.....	B65D 43/0206 220/783
2,919,844 A	1/1960	Anderson		
3,128,029 A *	4/1964	Price	.....	B29C 67/221 D9/500
3,527,020 A *	9/1970	Mancini	.....	B65B 7/16 53/282



# US D761,108 S

Page 2

2009/0200301 A1\* 8/2009 Beekman ..... B65D 81/3216  
220/4.27  
2010/0288131 A1\* 11/2010 Kilber ..... B65D 85/8043  
99/295  
2011/0183048 A1\* 7/2011 Noble ..... A23F 5/32  
426/122  
2014/0120217 A1\* 5/2014 O'Brien ..... B65D 85/8043  
426/115  
2014/0120218 A1\* 5/2014 O'Brien ..... B65D 85/8043  
426/115  
2014/0308406 A1\* 10/2014 O'Brien ..... C08K 3/34  
426/115  
2014/0377413 A1\* 12/2014 Liu ..... B65D 85/8043  
426/115  
2015/0150409 A1\* 6/2015 Cross ..... B65D 85/8043  
426/112

U.S. Appl. No. 29/485,783, titled "Capsule," filed Mar. 21, 2014.  
U.S. Appl. No. 29/485,784, titled "Capsule and/or Logo," filed Mar.  
21, 2014.

\* cited by examiner

*Primary Examiner* — Dana L Meyrow  
(74) *Attorney, Agent, or Firm* — Saidman DesignLaw  
Group, LLC

## (57) CLAIM

The ornamental design for a capsule, as shown and described.

## FOREIGN PATENT DOCUMENTS

CN	3102737	2/1999
CN	3102740	2/1999
CN	3102741	2/1999
CN	3103590	2/1999
CN	3336639	11/2003
CN	3336640	11/2003
CN	3336646	11/2003
CN	3340286	12/2003
CN	3386161	8/2004
CN	3429241	3/2005
CN	3442199	4/2005
CN	3442205	4/2005
CN	3448912	5/2005
CN	3448913	5/2005
CN	3469773	8/2005
CN	3570660	10/2006
CN	3597250	1/2007
CN	3614944	2/2007
CN	300707939	11/2007
CN	300707940	11/2007
CN	300707941	11/2007
CN	300707942	11/2007
CN	300710086	11/2007
CN	300710087	11/2007
CN	300710088	11/2007
CN	300710089	11/2007
CN	300815220	8/2008
CN	300833940	10/2008
CN	300843246	10/2008
CN	301347136	9/2010
CN	301437314	1/2011
CN	301505145	4/2011
CN	302041529	8/2012
CN	302141646	10/2012
CN	302141791	10/2012
CN	302297349	1/2013
CN	302370417	3/2013
CN	302439912	5/2013
KR	300341422.0000	12/2006

## OTHER PUBLICATIONS

U.S. Appl. No. 29/464,387, titled "Capsule," filed Aug. 15, 2013.  
U.S. Appl. No. 29/464,384, titled "Capsule," filed Aug. 15, 2013.  
U.S. Appl. No. 29/464,393, titled "Capsule," filed Aug. 15, 2013.  
U.S. Appl. No. 29/464,395, titled "Capsule," filed Aug. 15, 2013.  
U.S. Appl. No. 29/464,399, titled "Capsule," filed Aug. 15, 2013.  
U.S. Appl. No. 29/464,397, titled "Capsule," filed Aug. 15, 2013.  
U.S. Appl. No. 29/485,747, titled "Capsule," filed Mar. 21, 2014.


## DESCRIPTION

FIG. 1 is a top perspective view of a capsule showing my new design;  
FIG. 2 is a bottom perspective view thereof;  
FIG. 3 is a front view thereof, the rear, left and right side views being identical;  
FIG. 4 is a top view thereof;  
FIG. 5 is a bottom view thereof;  
FIG. 6 is another top view thereof, showing the word "TEXT" in broken lines;  
FIG. 7 is a top view of a second embodiment thereof, the bottom perspective, front, rear, left and right side and bottom views being identical to those of the first embodiment;  
FIG. 8 is another top view thereof, showing the word "TEXT" in broken lines;  
FIG. 9 is a top view of a third embodiment thereof, the bottom perspective, front, rear, left and right side and bottom views being identical to those of the first embodiment;  
FIG. 10 is another top view thereof, showing the word "TEXT" in broken lines;  
FIG. 11 is a top view of a fourth embodiment thereof, the bottom perspective, front, rear, left and right side and bottom views being identical to those of the first embodiment;  
FIG. 12 is another top view thereof, showing the word "TEXT" in broken lines;  
FIG. 13 is a top view of a fifth embodiment thereof, the bottom perspective, front, rear, left and right side and bottom views being identical to those of the first embodiment; and,  
FIG. 14 is another top view thereof, showing the word "TEXT" in broken lines.

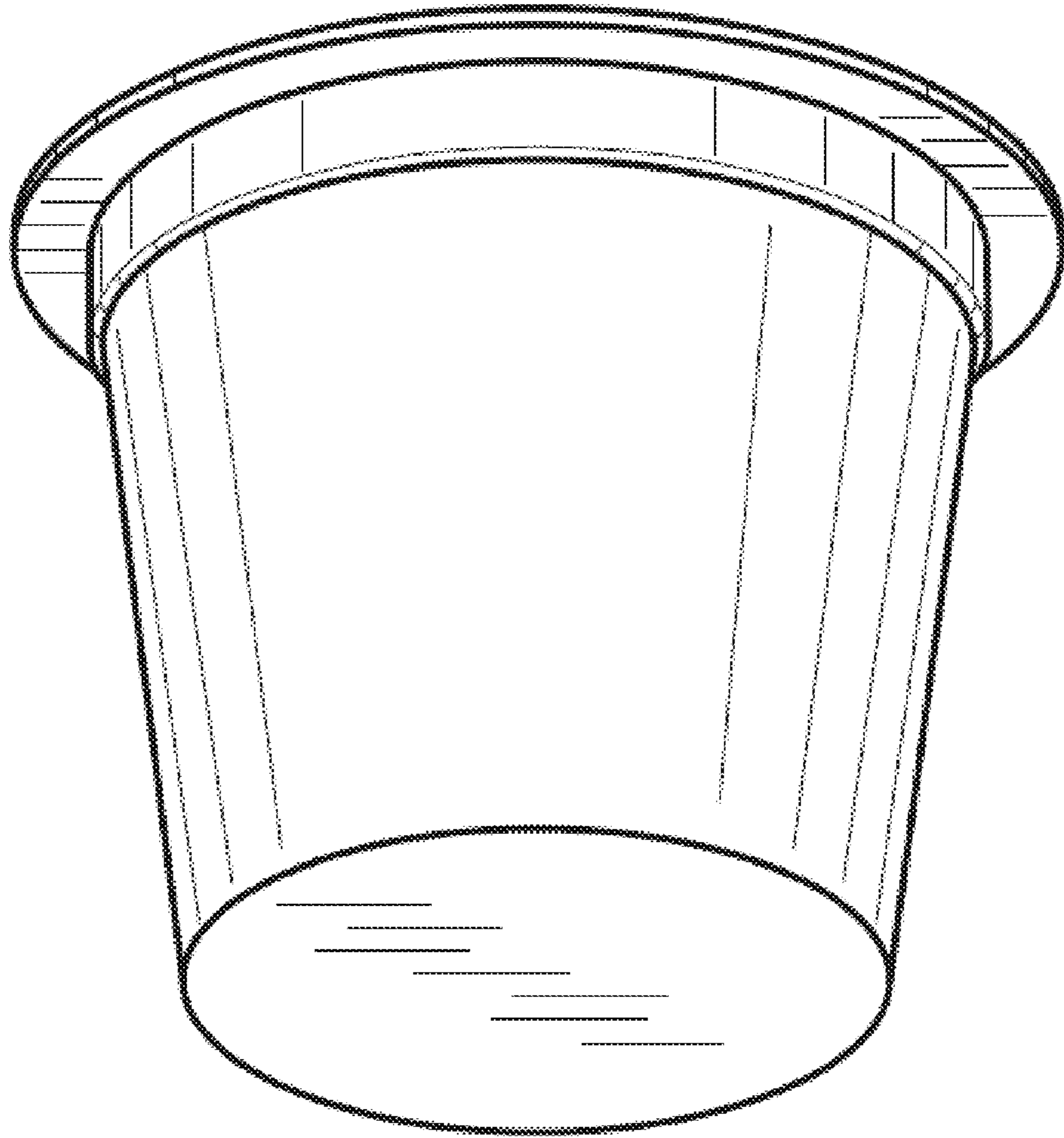
It is understood that the drawings include relatively thin surface shading lines that represent contour, not surface ornamentation. The diagonal parallel lines in the top perspective and top views represent a transparent surface. The horizontal parallel lines in the top perspective and top views represent an opaque surface.

The light weight broken lines in the drawings show unclaimed environment and the heavy-weight broken lines in the drawings show unclaimed features of the capsule, neither of which are included in the claim.

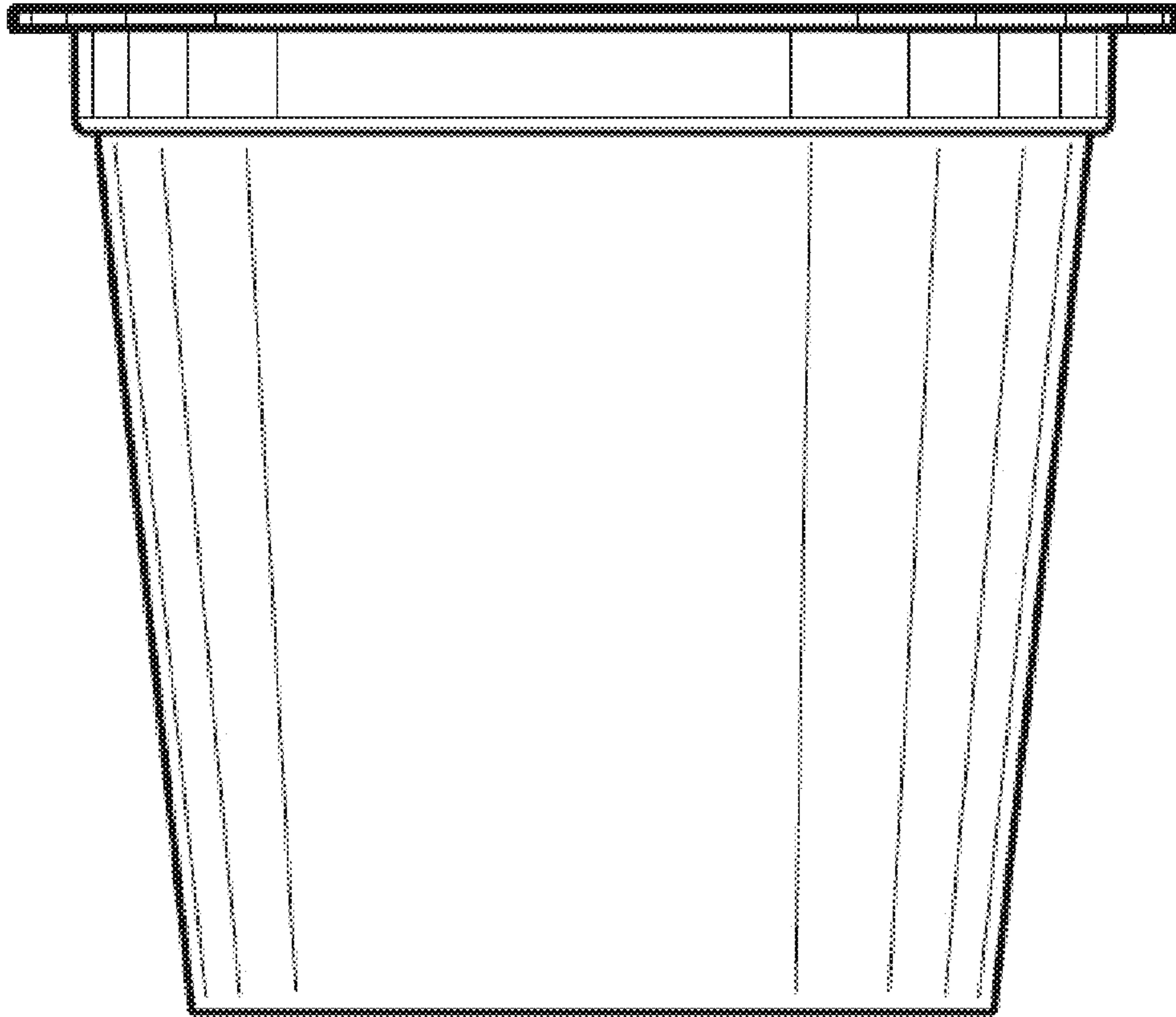
**1 Claim, 14 Drawing Sheets**



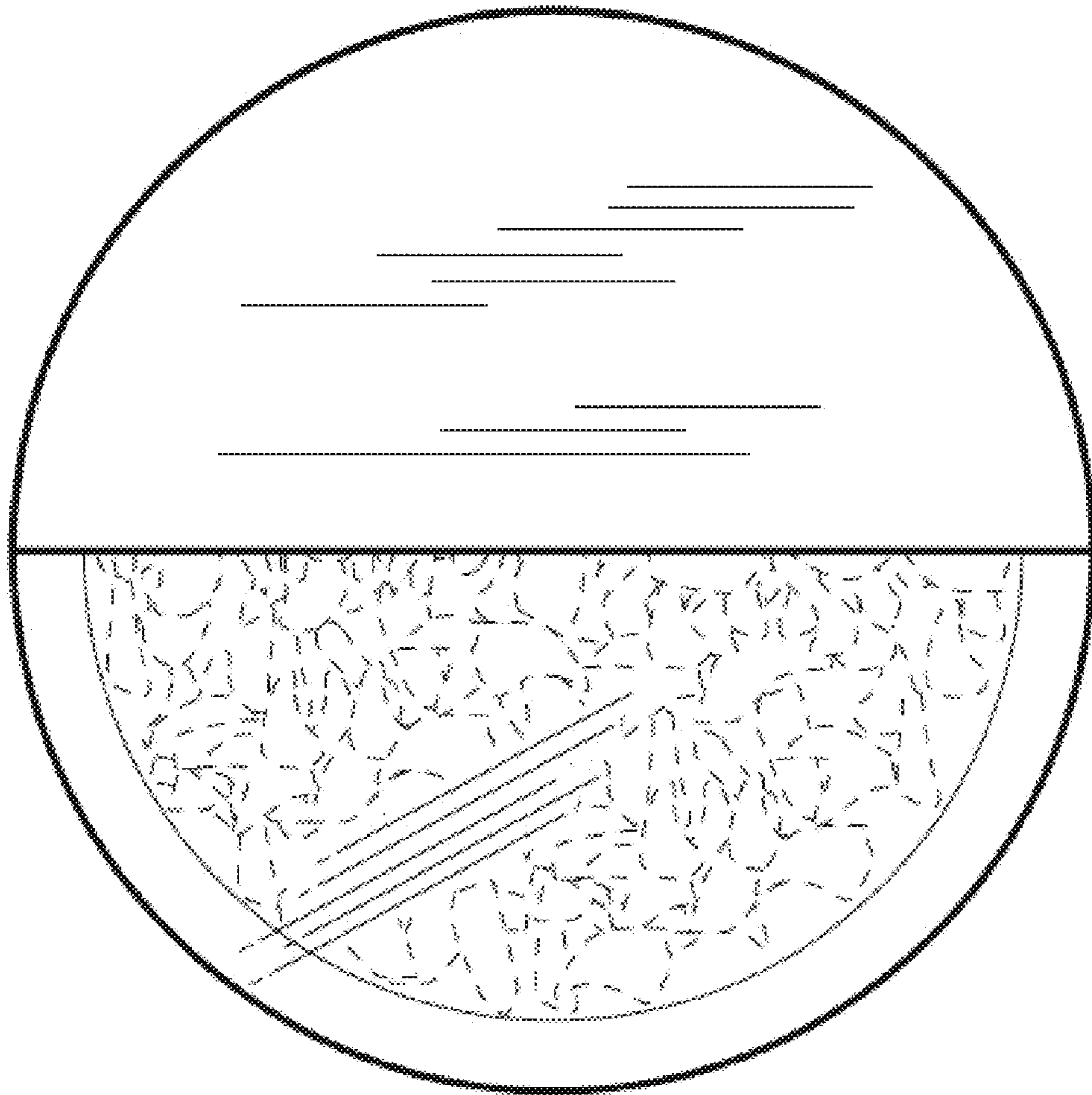
**FIG. 1**



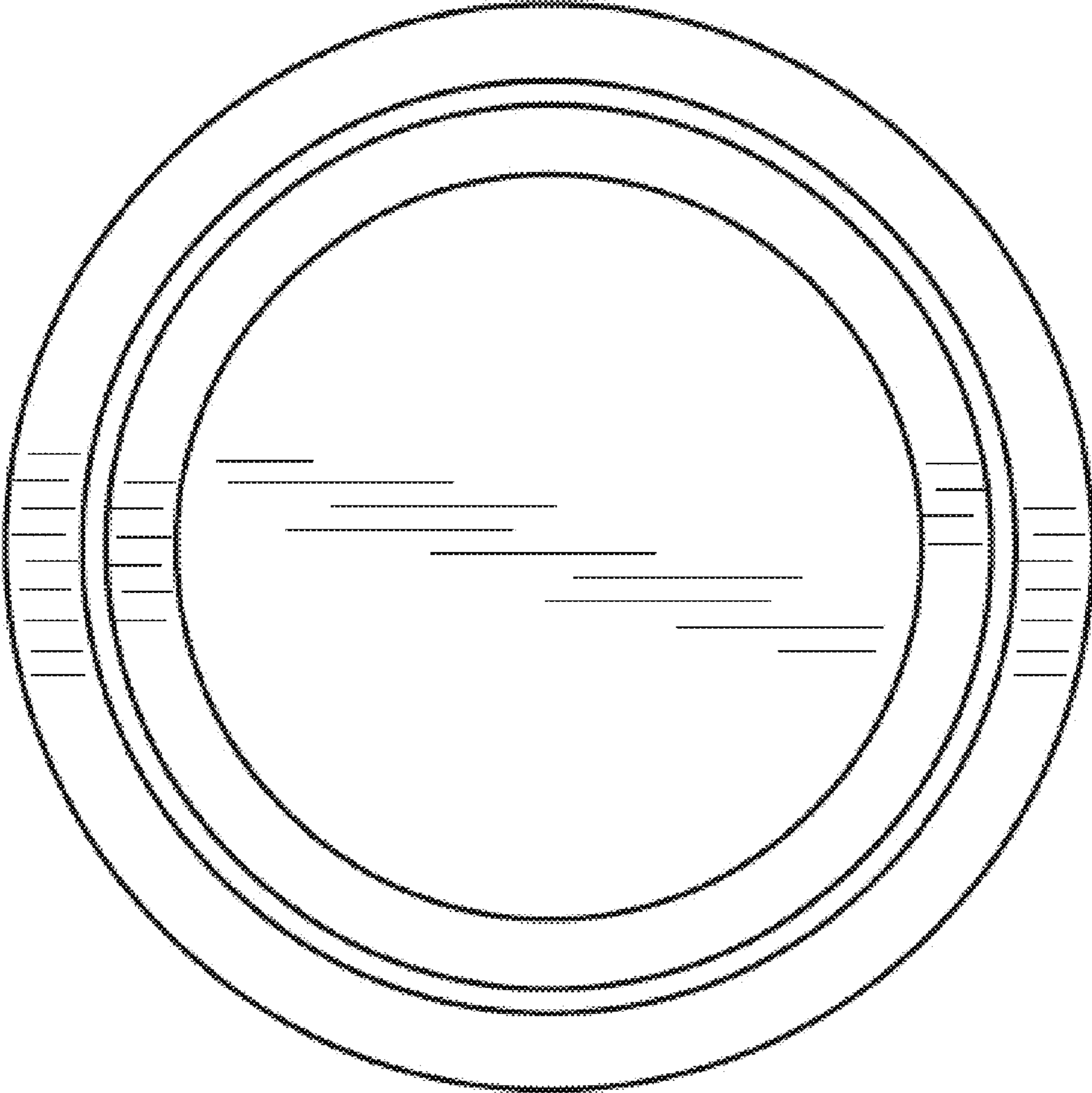
**FIG. 2**




**FIG. 3**



**FIG. 4**

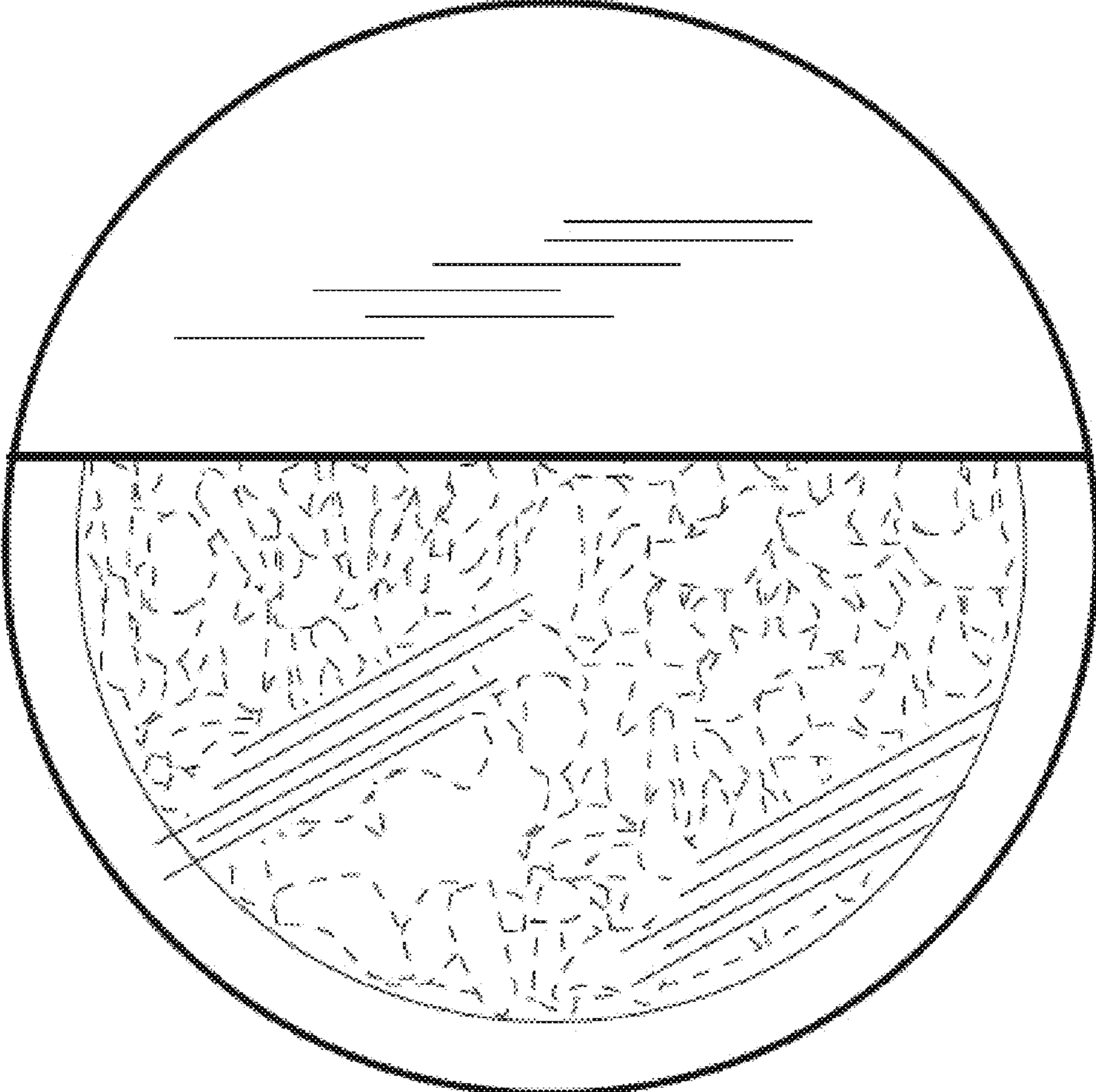


**FIG. 5**

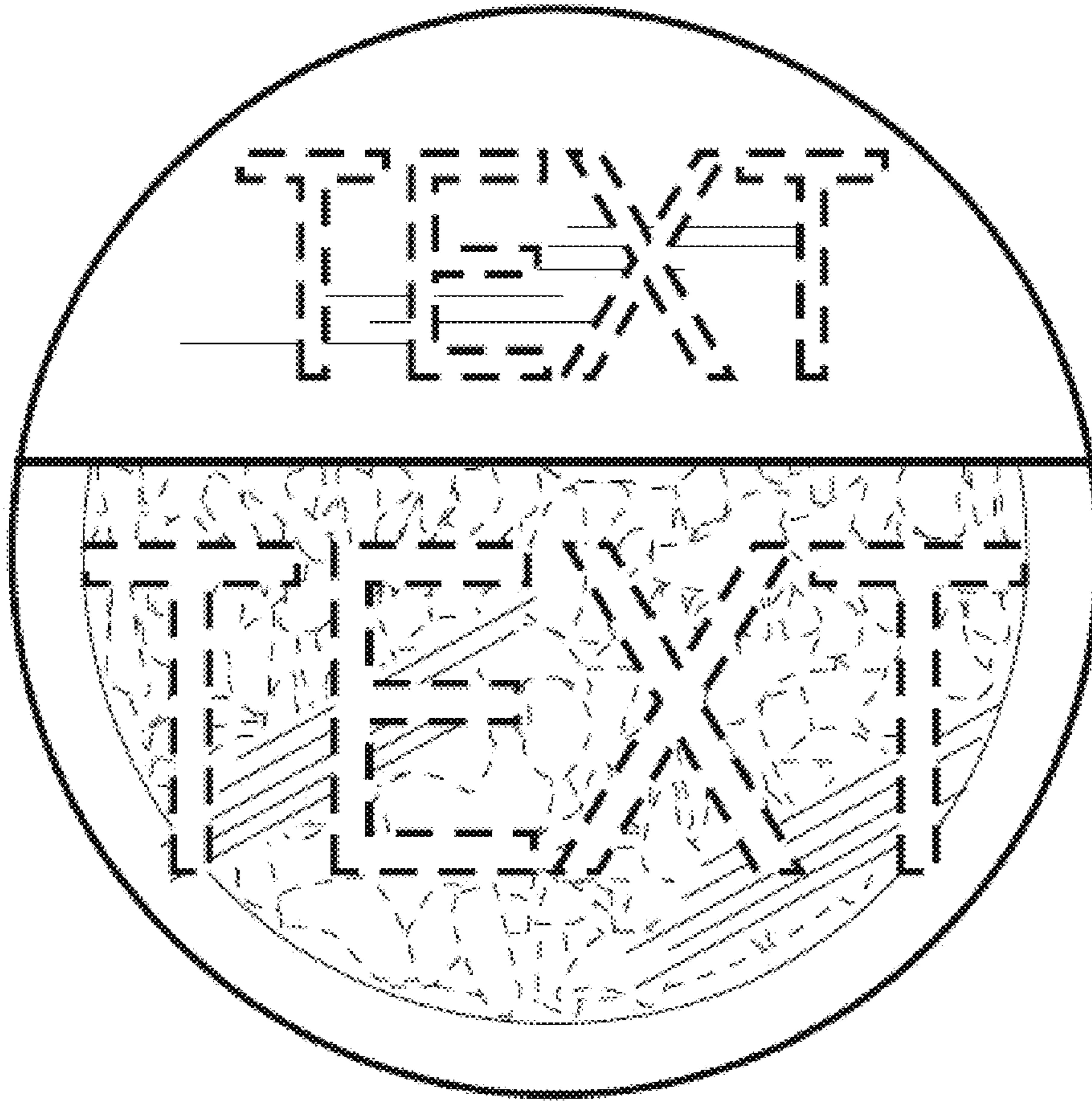


**FIG. 6**

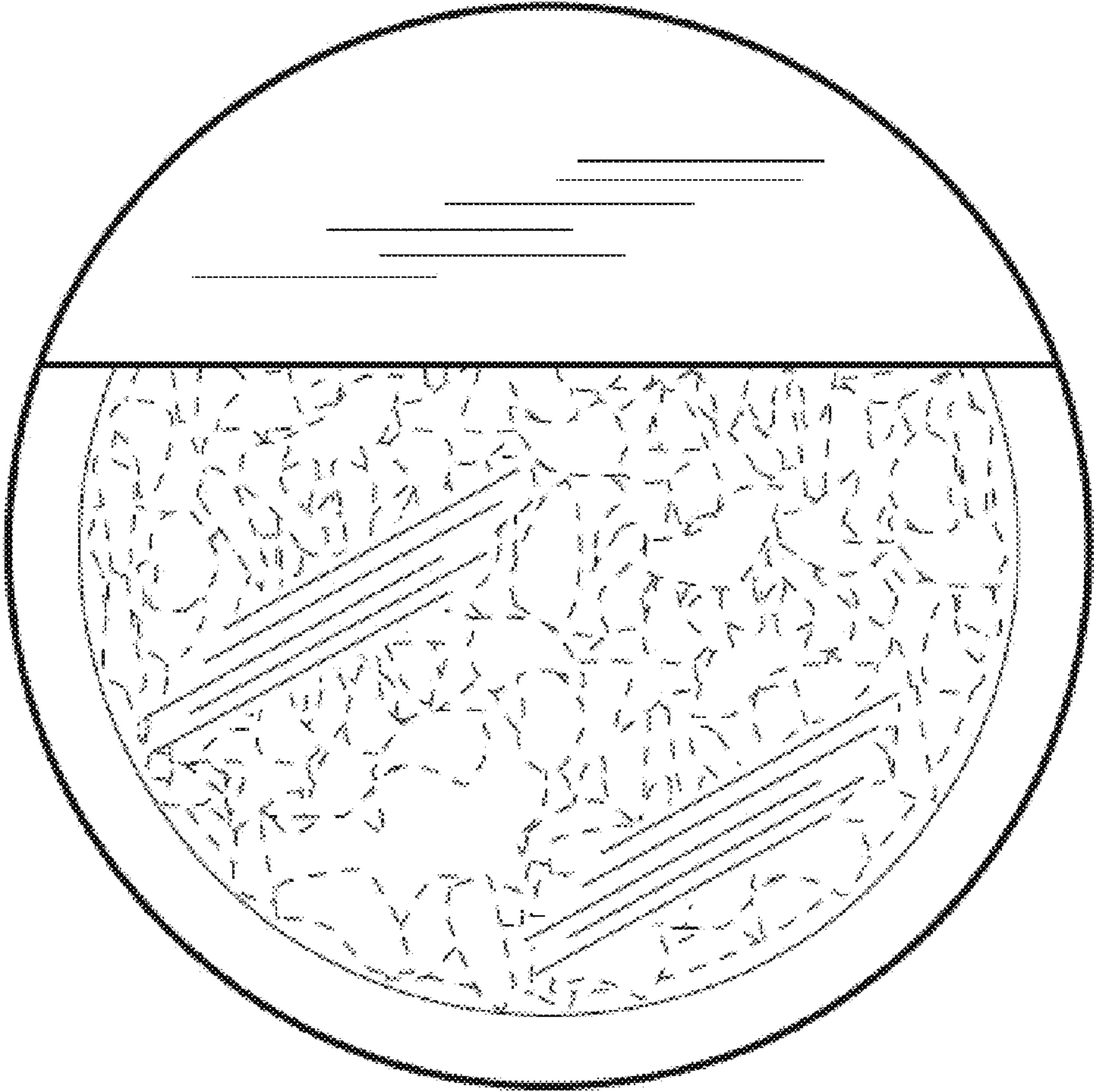





**FIG. 7**



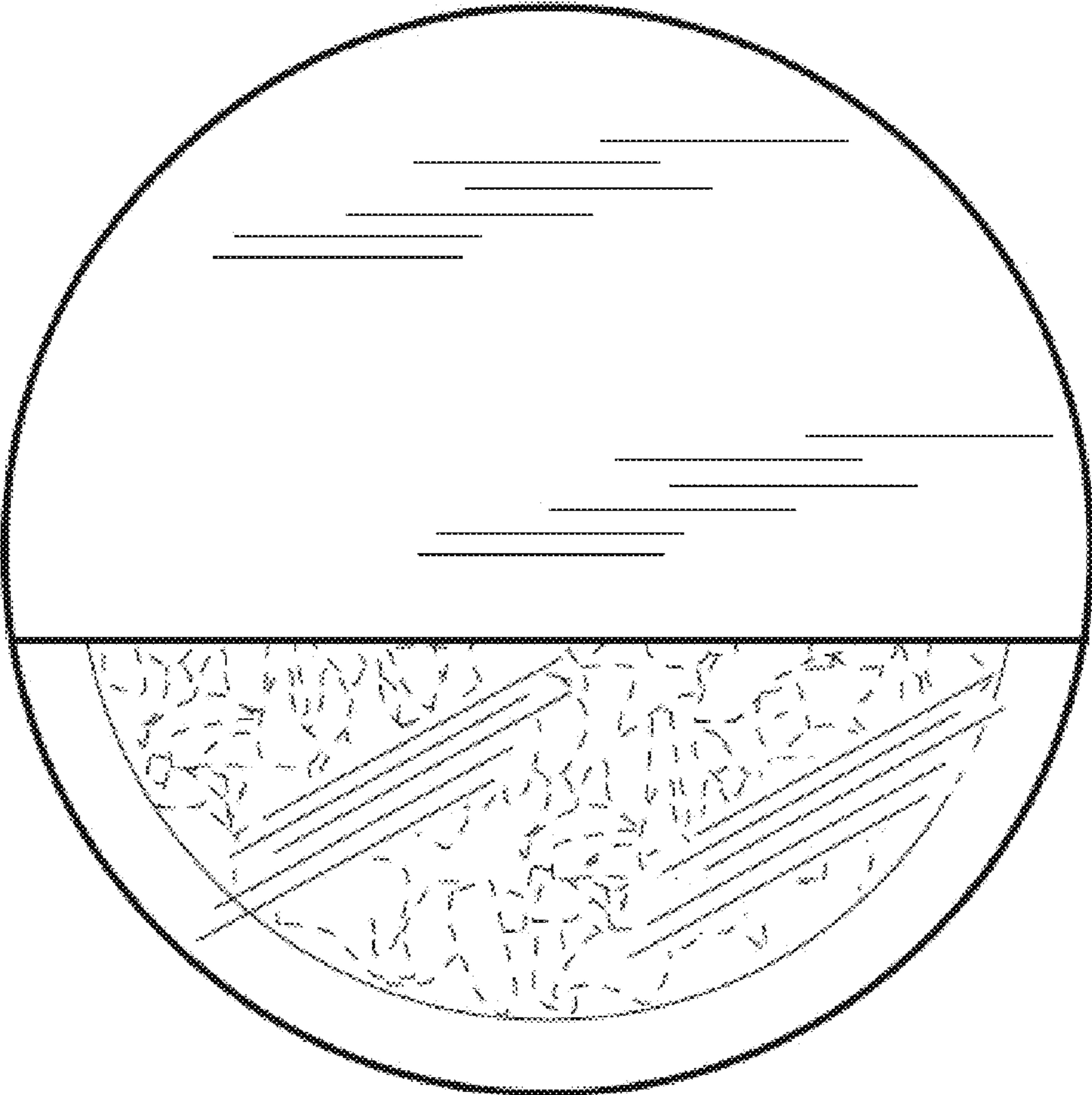
**FIG. 8**



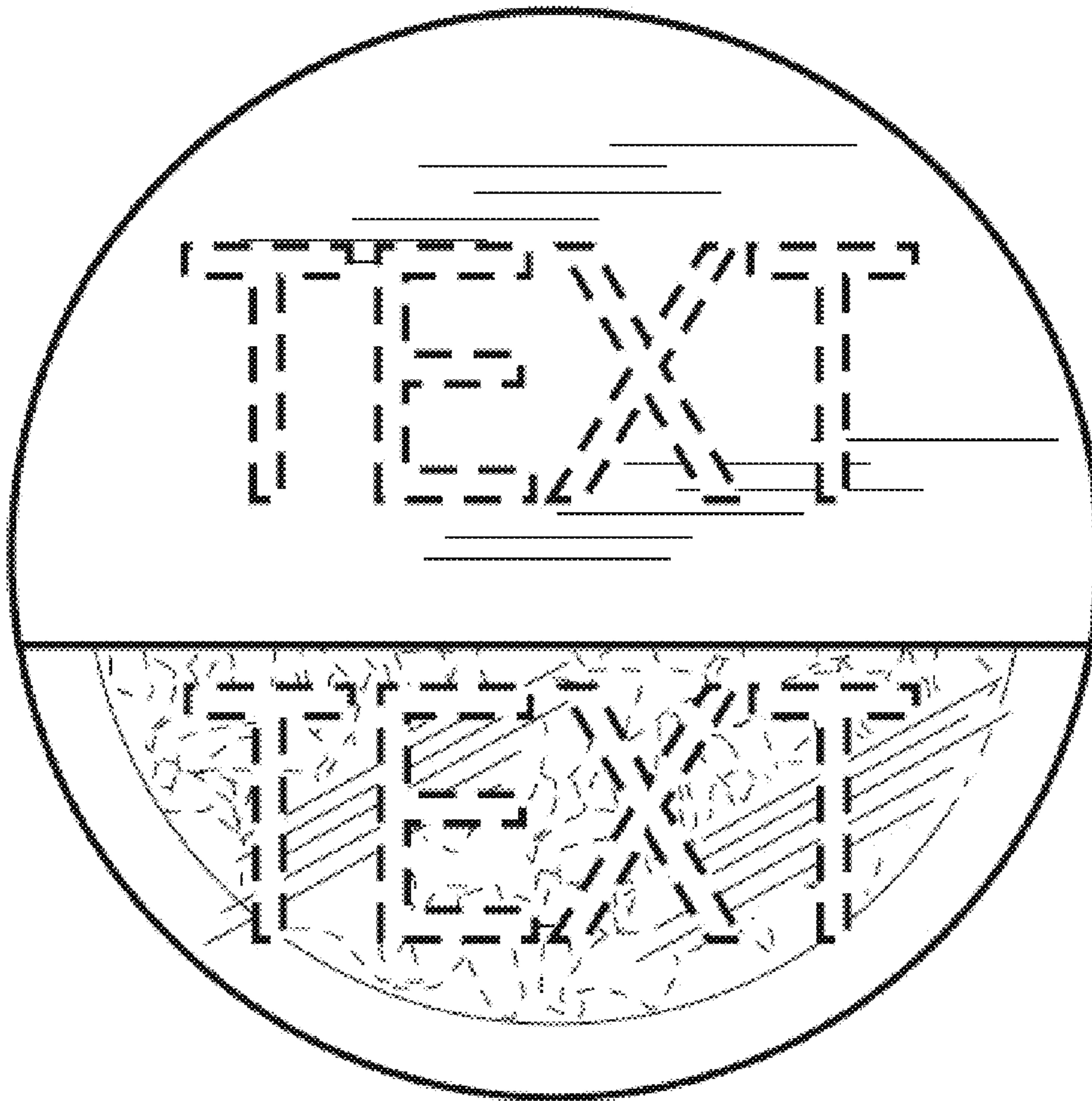
**FIG. 9**



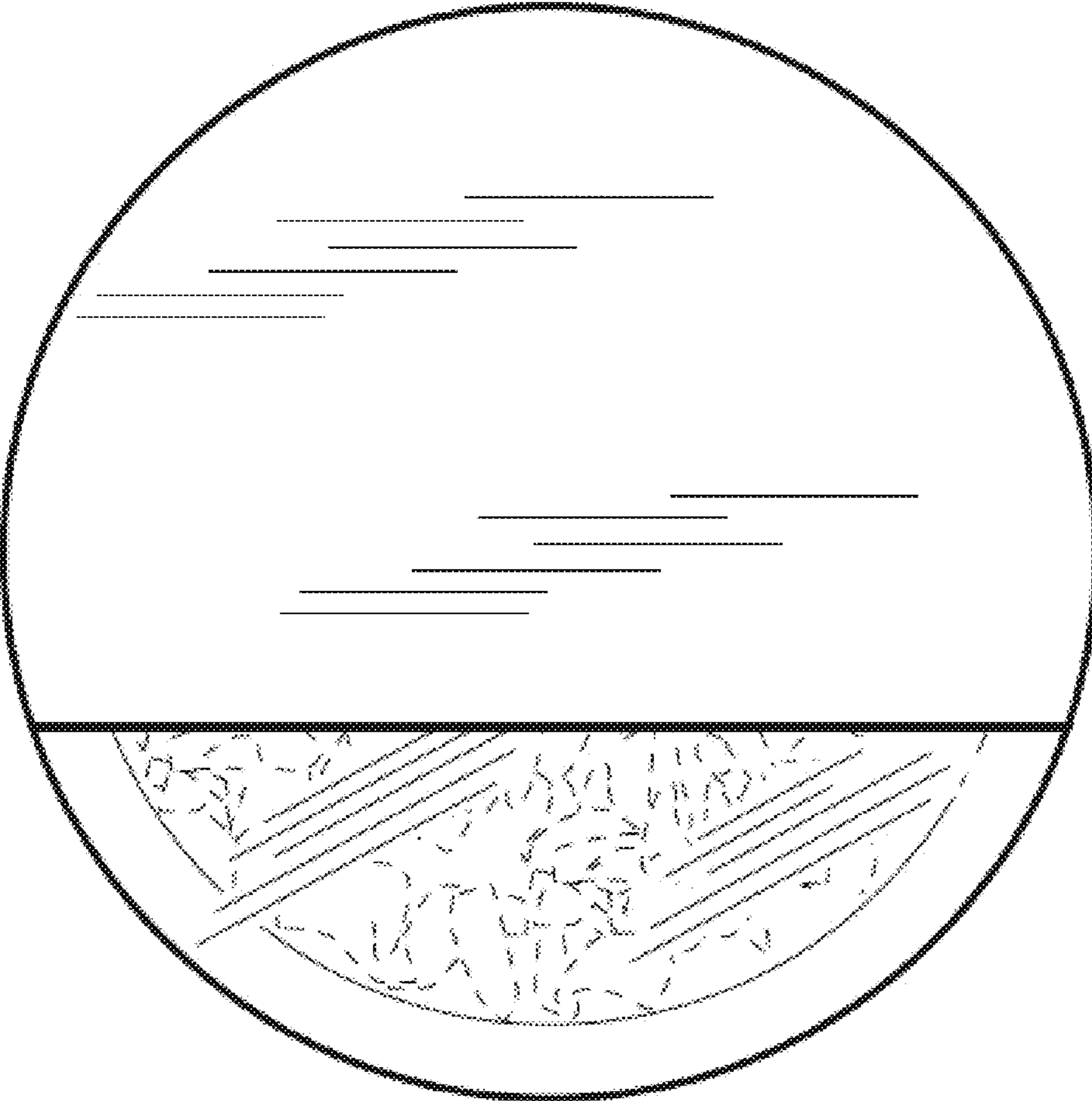
**FIG. 10**




**FIG. 11**



**FIG. 12**



**FIG. 13**



**FIG. 14**