

US00D761082S

(12) **United States Design Patent**
Lu et al.

(10) **Patent No.:** **US D761,082 S**
(45) **Date of Patent:** **** Jul. 12, 2016**

(54) **PORTION OF LOCK ESCUTCHEON**
(71) Applicant: **TAIWAN FU HSING INDUSTRIAL CO., LTD.**, Kaohsiung (TW)
(72) Inventors: **Shih-Min Lu**, Kaohsiung (TW);
Fu-Chih Huang, Kaohsiung (TW)
(73) Assignee: **TAIWAN FU HSING INDUSTRIAL CO., LTD.**, Kaohsiung (TW)

D630,929 S * 1/2011 Downey D8/331
D637,474 S * 5/2011 Schneider D8/330
D660,129 S * 5/2012 Genord D8/330
D666,074 S * 8/2012 Genord D8/330
D682,657 S * 5/2013 Roberts, III D8/331
D682,658 S * 5/2013 Cramer D8/331
D684,842 S * 6/2013 Chan D8/331
D699,096 S * 2/2014 Chan D8/331
D736,590 S * 8/2015 Roberts, III D8/330
D736,591 S * 8/2015 Groleski D8/330
D737,661 S * 9/2015 Chan D8/330

(**) Term: **14 Years**
(21) Appl. No.: **29/523,130**
(22) Filed: **Apr. 7, 2015**

FOREIGN PATENT DOCUMENTS

TW D129665 7/2009
TW D158654 2/2014

(30) **Foreign Application Priority Data**
Mar. 24, 2015 (TW) 104301499
(51) **LOC (10) Cl.** **11-05**
(52) **U.S. Cl.**
USPC **D8/353**; D8/331
(58) **Field of Classification Search**
USPC D8/330, 331, 334, 300, 301, 302,
D8/350-353; 70/14, 20-22, 57, 57.1,
70/284-286, 314, DIG. 44; 340/5.21, 5.54,
340/5.65, 5.73, 5.81, 5.85
CPC E05C 9/004; E05B 9/002; E05B 9/00;
E05B 9/02; E05B 37/00; E05B 1/00; E05B
3/00; E05B 47/00; E05B 47/06; E05B 49/00;
E05B 15/02; E05B 15/00; E05B 13/103;
Y10T 70/8324; Y10T 70/8459; Y10T
70/8514; Y10T 70/8568
See application file for complete search history.

OTHER PUBLICATIONS

Taiwanese Notice of Allowance mailed Mar. 7, 2016 for Taiwanese Design Patent Application No. 104301499, 3 pages.

* cited by examiner

Primary Examiner — Mark Goodwin
(74) *Attorney, Agent, or Firm* — Jackson IPG PLLC;
Demian K. Jackson

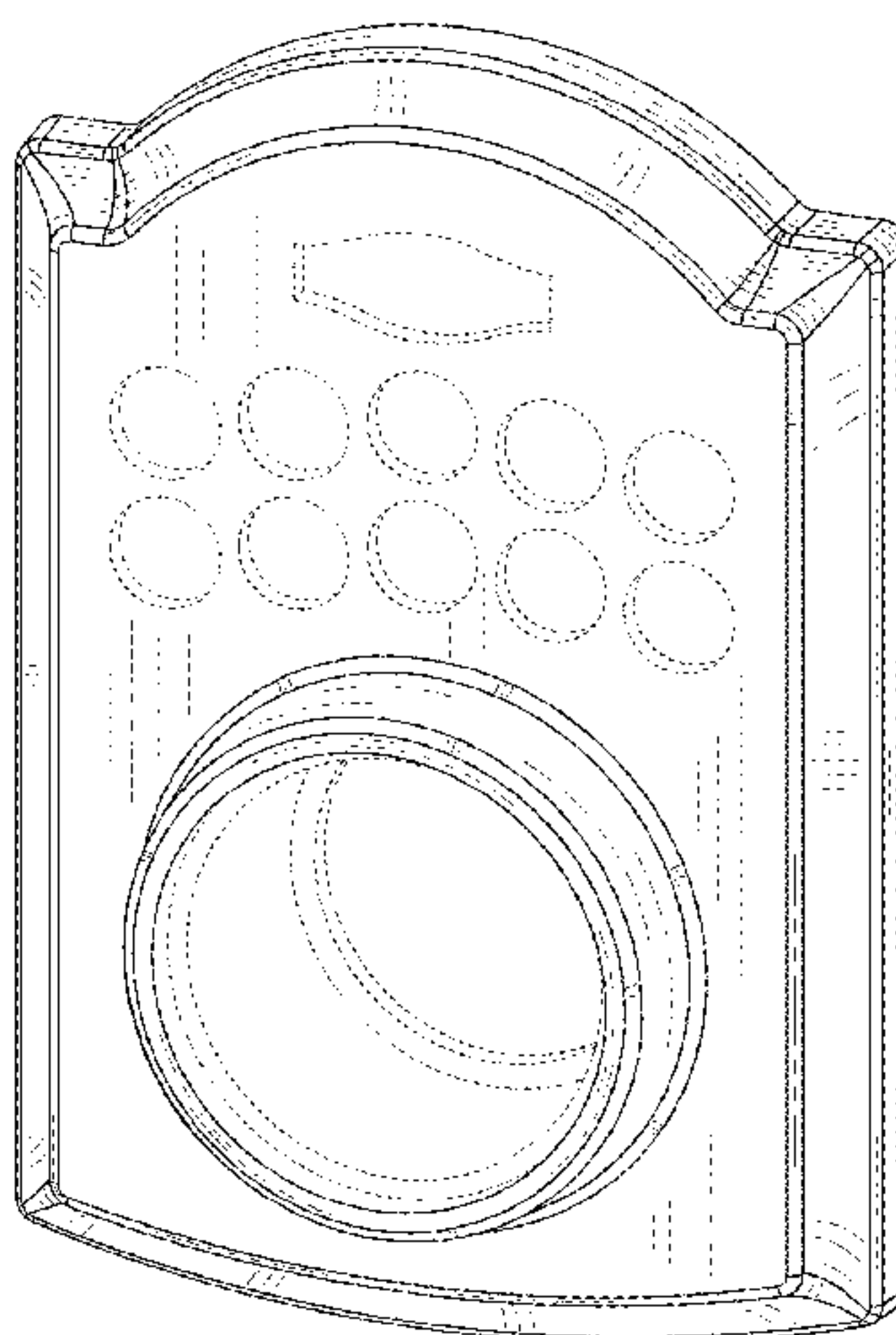
(56) **References Cited**
U.S. PATENT DOCUMENTS
D553,953 S * 10/2007 Roberts D8/330
D579,312 S * 10/2008 Veltz D8/330
D588,439 S * 3/2009 Lin D8/330

(57) **CLAIM**
The ornamental design for a portion of lock escutcheon, as shown and described.

DESCRIPTION

FIG. 1 is a perspective view of a portion of lock escutcheon showing our new design;
FIG. 2 is a front elevational view thereof;
FIG. 3 is a top plan view thereof;
FIG. 4 is a right side elevational view thereof;
FIG. 5 is a left side elevational view thereof;
FIG. 6 is a rear elevational view thereof; and,
FIG. 7 is a bottom plan view thereof.
The broken lines shown in the drawings depict environmental subject matter only and form no part of the claimed design.

1 Claim, 7 Drawing Sheets



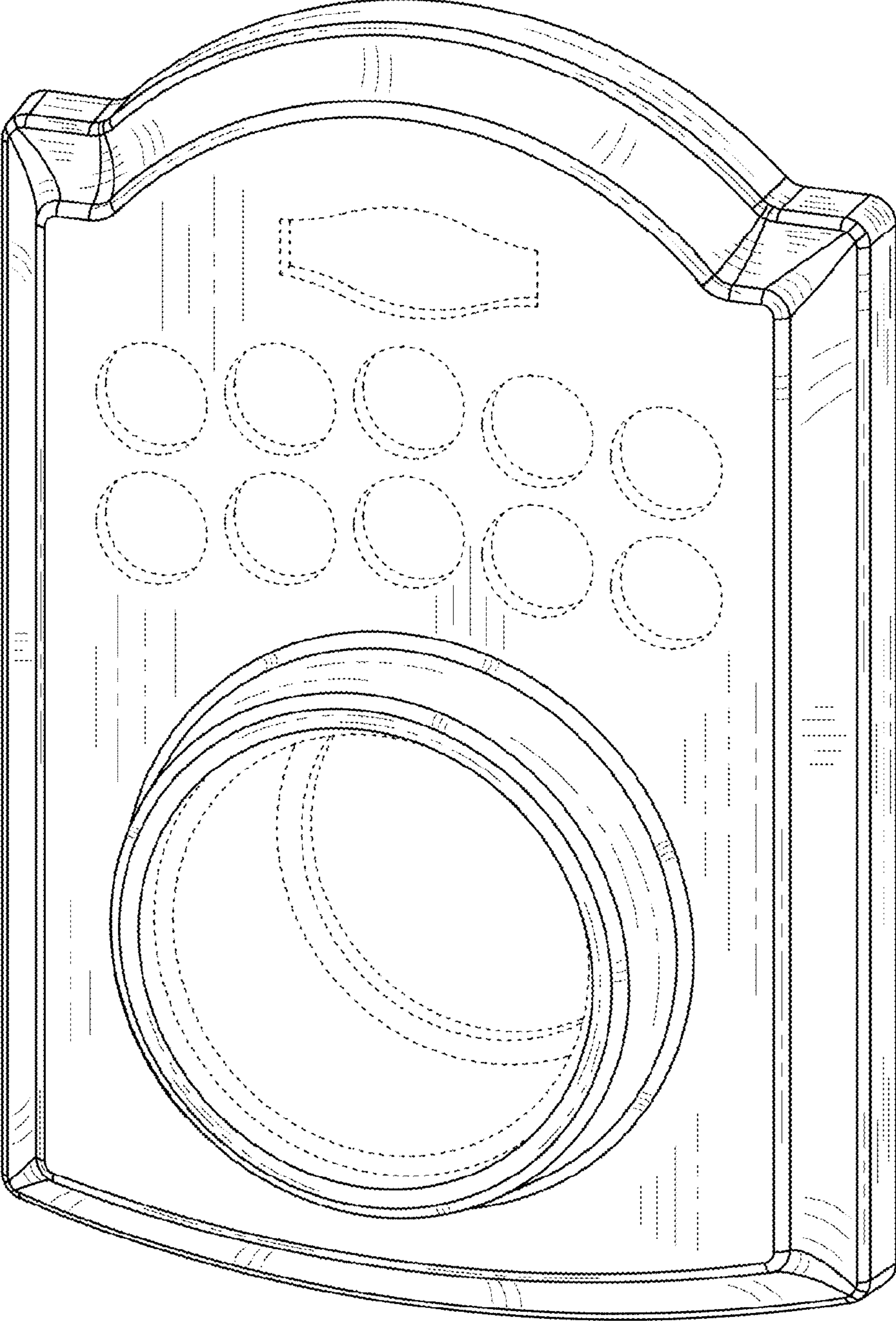


FIG. 1

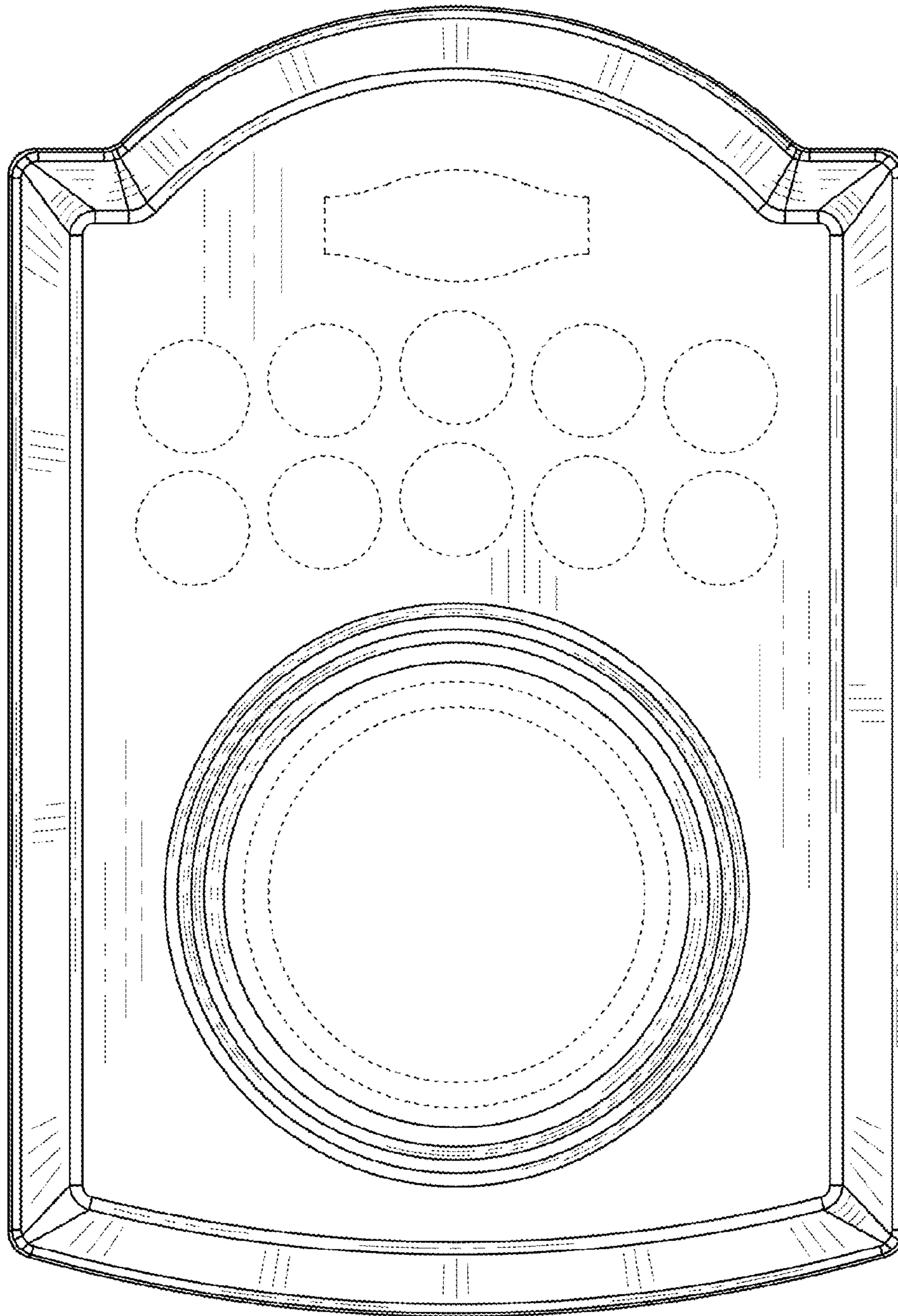


FIG. 2

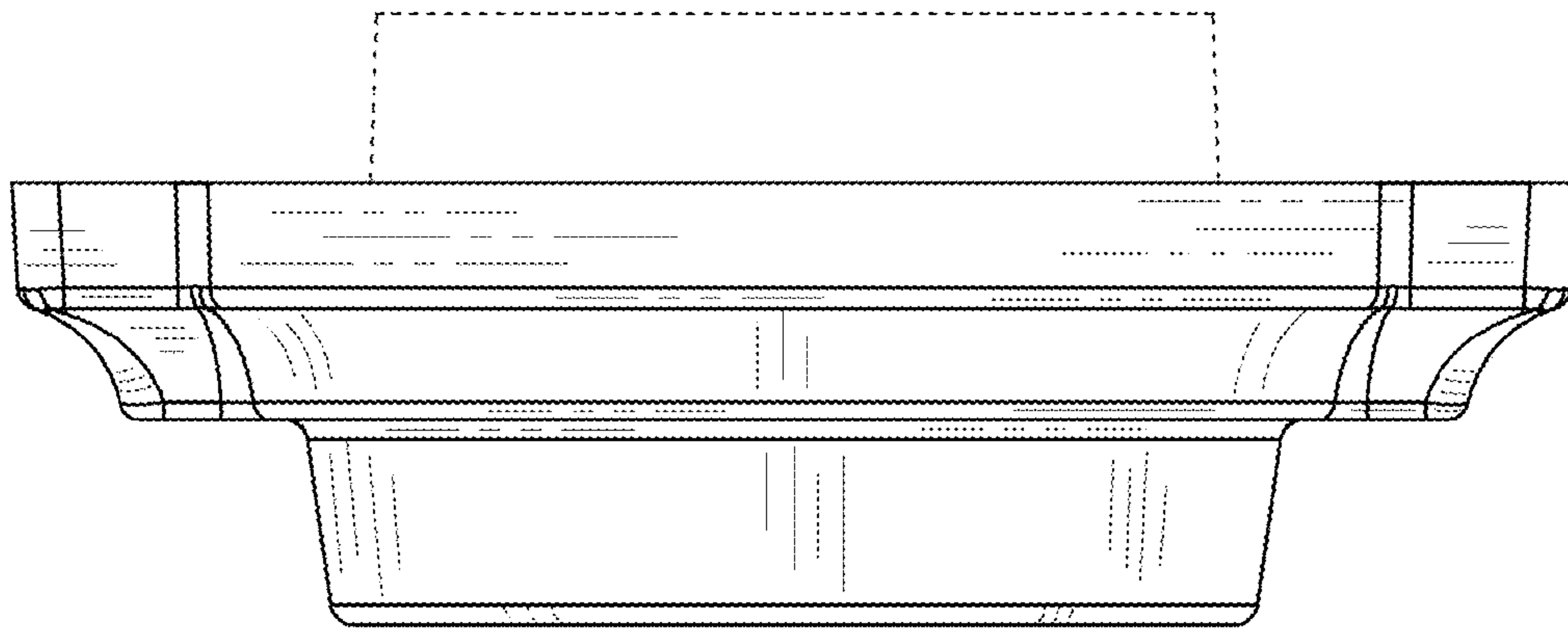


FIG. 3

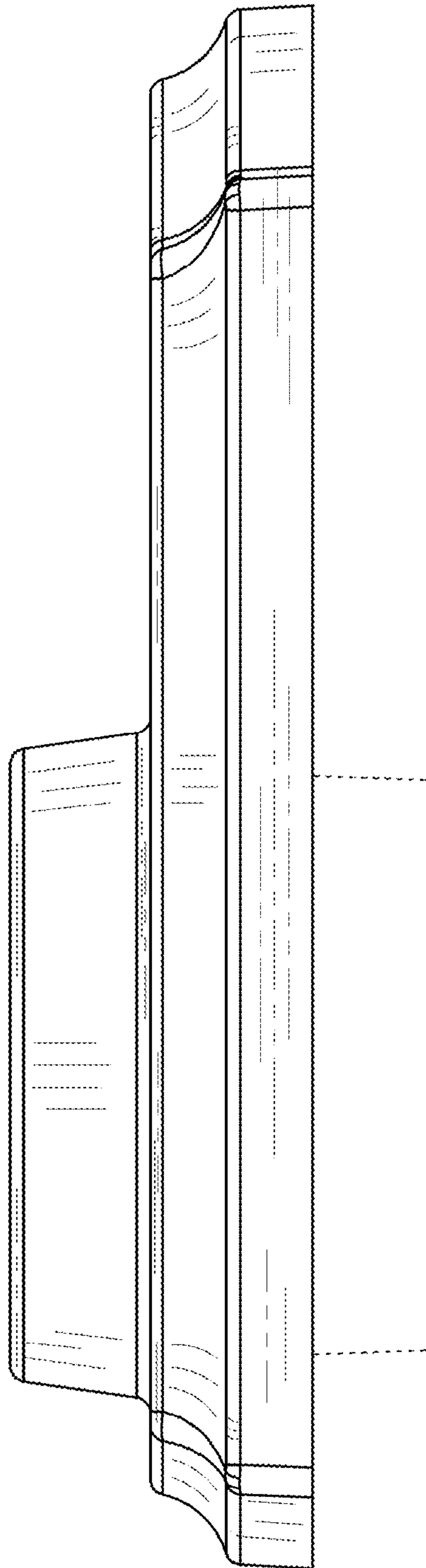


FIG. 4

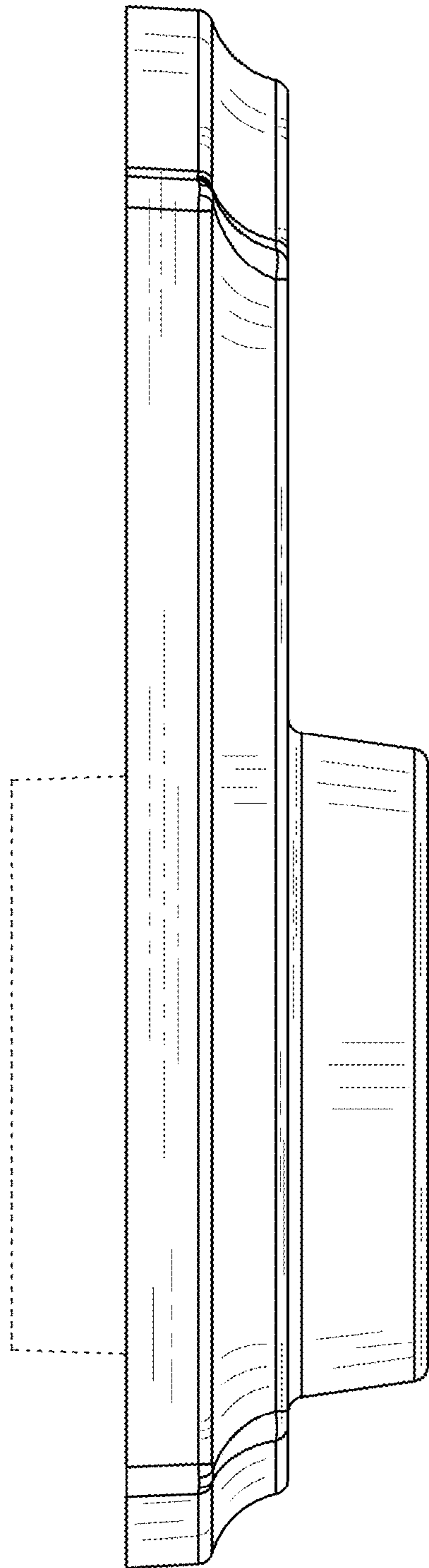


FIG. 5




FIG. 6

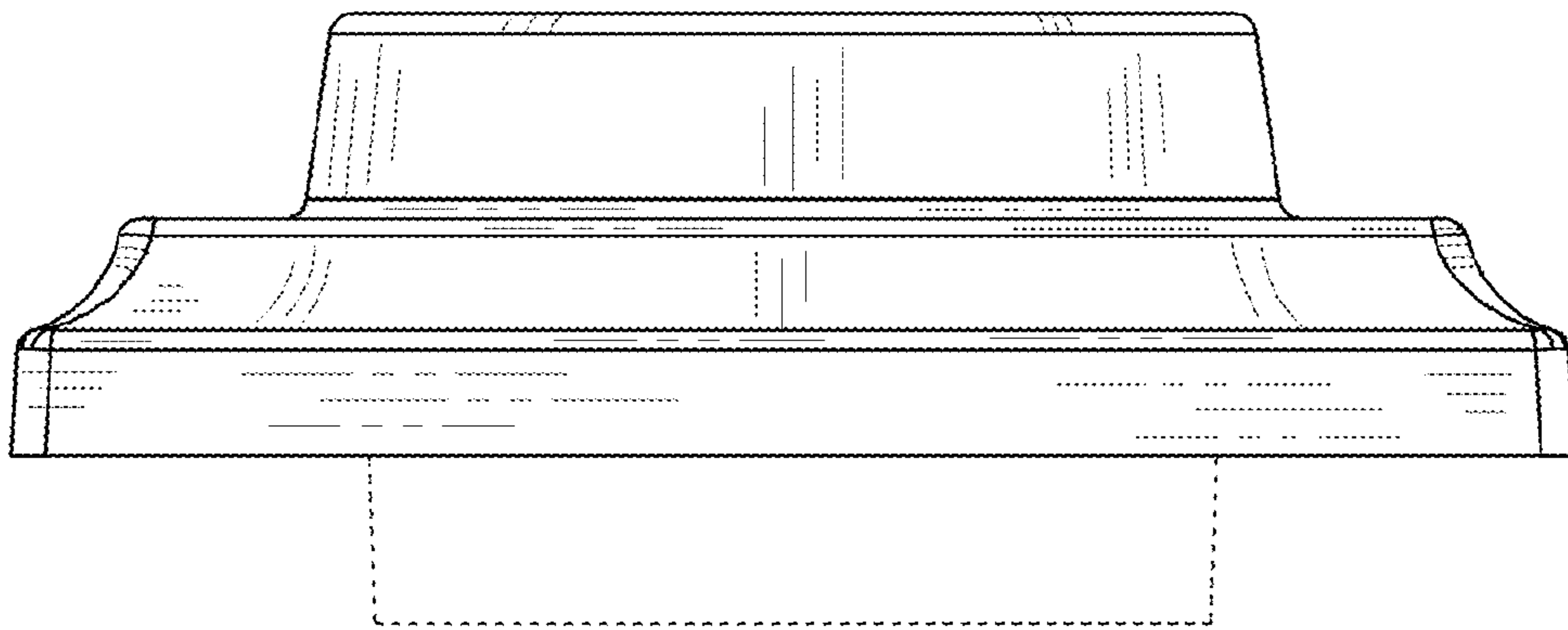


FIG. 7