



US00D761081S

(12) **United States Design Patent**
Yamada

(10) **Patent No.:** **US D761,081 S**
(45) **Date of Patent:** **** Jul. 12, 2016**

(54) **KEY FOR VEHICLE**
(71) Applicant: **Kawasaki Jukogyo Kabushiki Kaisha,**
Hyogo (JP)
(72) Inventor: **Masashi Yamada,** Akashi (JP)
(73) Assignee: **Kawasaki Jukogyo Kabushiki Kaisha,**
Hyogo (JP)

6,473,022 B1 * 10/2002 Wu G07C 9/00944
340/5.6
6,601,431 B2 * 8/2003 Nagahara G01P 15/125
73/1.38
D502,935 S * 3/2005 Esslinger D14/171
D619,876 S * 7/2010 Pastore D8/347
D663,606 S * 7/2012 Doll D8/347
D713,238 S * 9/2014 Kumada D8/347
D733,523 S * 7/2015 Kobayashi D8/347

(**) Term: **14 Years**
(21) Appl. No.: **29/474,842**
(22) Filed: **Feb. 25, 2015**

FOREIGN PATENT DOCUMENTS

JP D 1495621 4/2014

* cited by examiner

Primary Examiner — Prabhakar Deshmukh

(30) **Foreign Application Priority Data**
Aug. 27, 2014 (JP) 2014-018716

(51) **LOC (10) Cl.** **08-07**
(52) **U.S. Cl.**
USPC **D8/347**

(58) **Field of Classification Search**
USPC D8/347, 348; 70/51, 336, 344, 348,
70/391, 393, 402, 408, 416, 429, 447
CPC E05B 19/00; E05B 19/20; E05B 13/00;
E05B 11/00; E05B 19/04
See application file for complete search history.

(56) **References Cited**

U.S. PATENT DOCUMENTS

D175,879 S * 10/1955 Bobrow D8/347
3,526,112 A * 9/1970 Herrington E05B 19/00
70/395
5,730,013 A * 3/1998 Huang E05B 17/103
362/116
6,386,007 B1 * 5/2002 Johnson G01S 3/38
70/257

(57) **CLAIM**

The ornamental design for a key for vehicle, as shown and described.

DESCRIPTION

FIG. 1 is a front elevational view of a key for vehicle showing my new design;
FIG. 2 is a rear elevational view thereof;
FIG. 3 is a left side elevational view thereof;
FIG. 4 is a right side elevational view thereof;
FIG. 5 is a top plan view thereof;
FIG. 6 is a bottom plan view thereof;
FIG. 7 is a front perspective view thereof; and,
FIG. 8 is a rear perspective view thereof.

The dark and light grayed surfaces shown on the surface of the design drawings do not represent a color nor a design pattern and only represent shading features on the surface of the ornamental design.

1 Claim, 8 Drawing Sheets

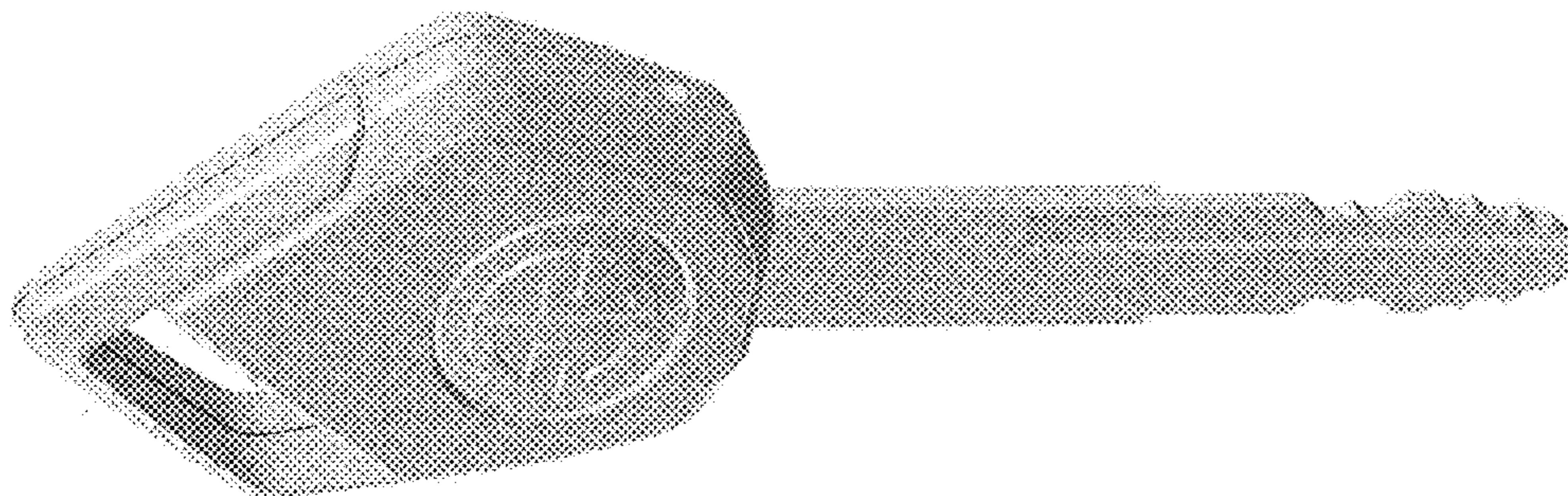


Fig. 1

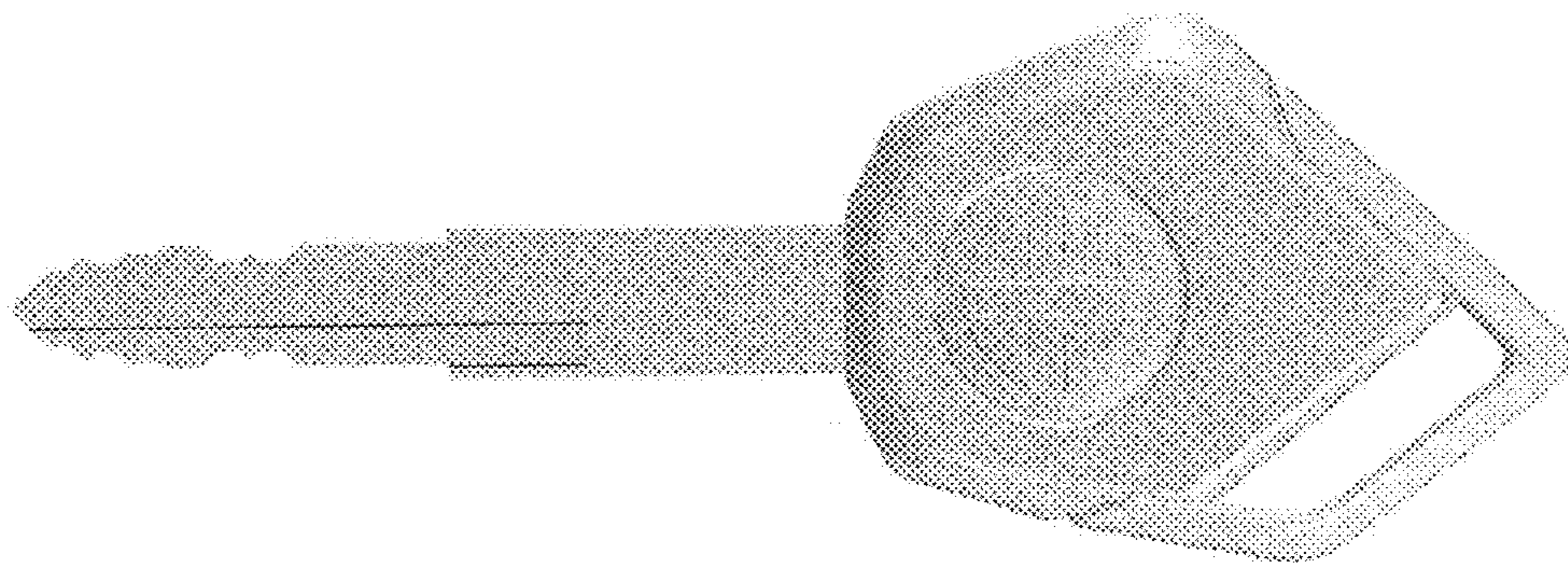


Fig. 2

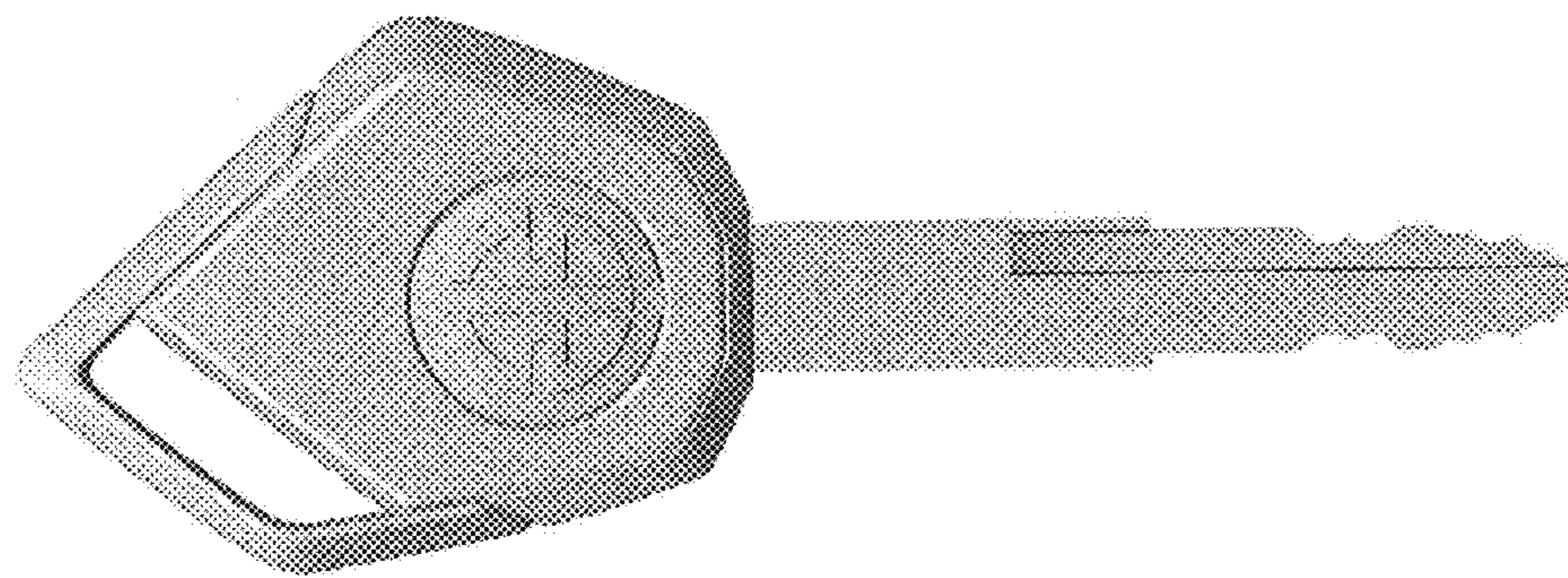


Fig. 3




Fig. 4




Fig. 5

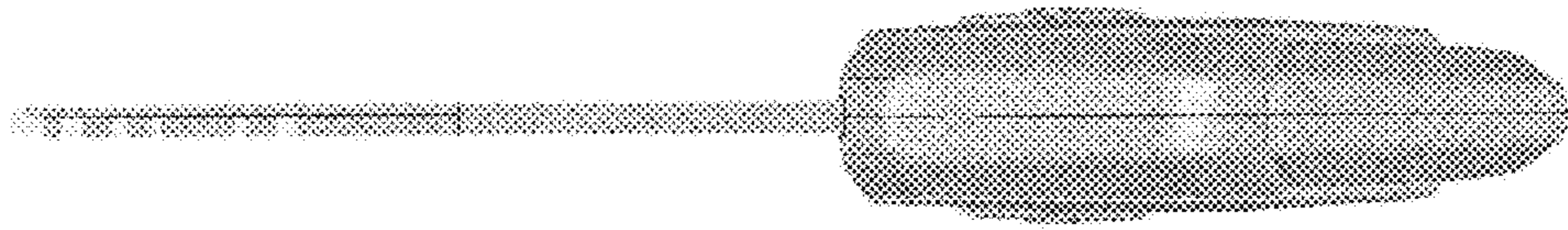


Fig. 6

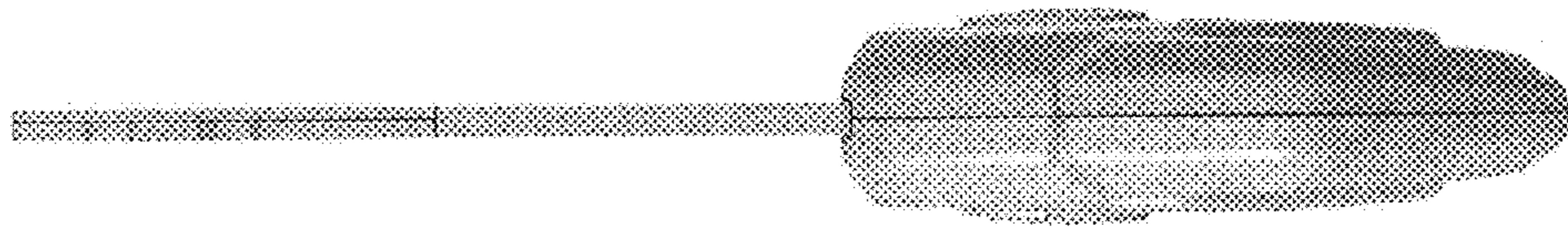


Fig. 7

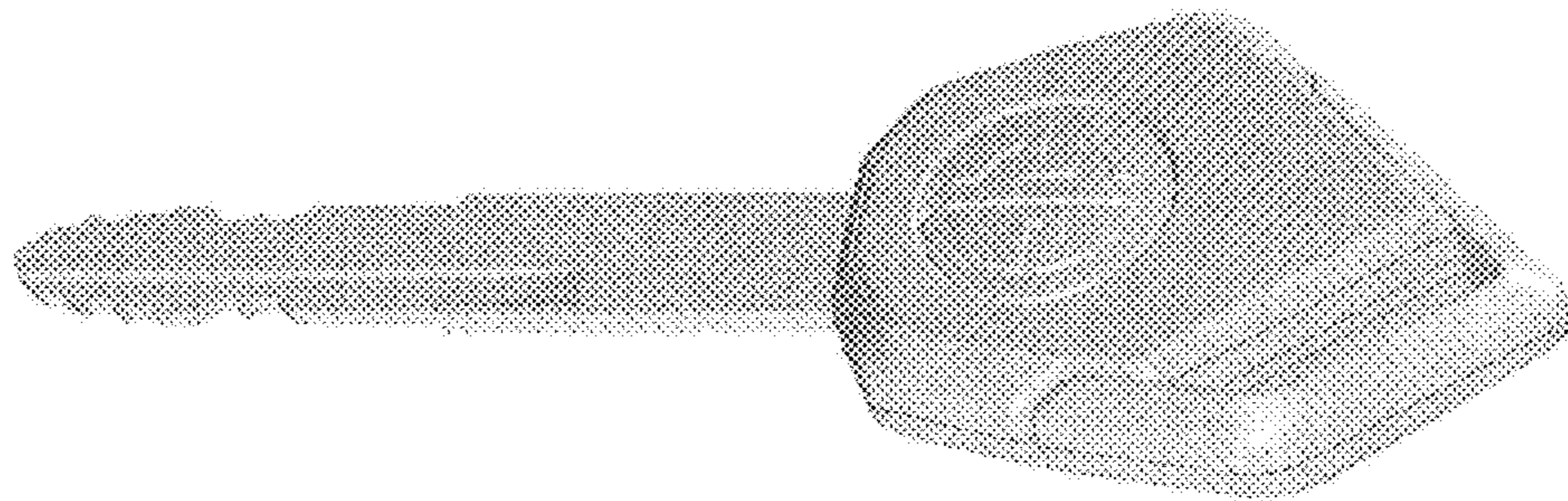


Fig. 8

