

US00D761079S

(12) **United States Design Patent**
Groleski

(10) **Patent No.:** **US D761,079 S**
(45) **Date of Patent:** **** Jul. 12, 2016**

(54) **GREENWICH LOCK ESCUTCHEON**

(56) **References Cited**

(71) Applicant: **Schlage Lock Company LLC**,
Indianapolis, IN (US)

U.S. PATENT DOCUMENTS

(72) Inventor: **Autumn A. Groleski**, Noblesville, IN
(US)

D553,953	S	*	10/2007	Roberts	D8/330
D579,312	S	*	10/2008	Veltz	D8/330
D588,439	S	*	3/2009	Lin	D8/330
D630,929	S	*	1/2011	Downey	D8/331
D637,474	S	*	5/2011	Schneider	D8/330
D660,129	S	*	5/2012	Genord	D8/330
D666,074	S	*	8/2012	Genord	D8/330
D682,657	S	*	5/2013	Roberts, III	D8/331
D682,658	S	*	5/2013	Cramer	D8/331
D684,842	S	*	6/2013	Chan	D8/331
D699,096	S	*	2/2014	Chan	D8/331
D736,590	S	*	8/2015	Roberts, III	D8/330
D736,591	S	*	8/2015	Groleski	D8/330
D737,661	S	*	9/2015	Chan	D8/330

(73) Assignee: **Schlage Lock Company LLC**,
Indianapolis, IN (US)

(**) Term: **14 Years**

* cited by examiner

(21) Appl. No.: **29/523,977**

(22) Filed: **Apr. 15, 2015**

Primary Examiner — Mark Goodwin

(51) **LOC (10) Cl.** **08-07**

(74) *Attorney, Agent, or Firm* — Taft Stettinius & Hollister LLP

(52) **U.S. Cl.**
USPC **D8/331; D8/353**

(57) **CLAIM**

(58) **Field of Classification Search**

The ornamental design for a Greenwich lock escutcheon, as shown and described.


USPC D8/330, 331, 334, 300, 301, 302,
D8/350–353; 70/14, 20–22, 57, 57.1,
70/284–286, 314, DIG. 44; 340/5.21, 5.54,
340/5.65, 5.73, 5.81, 5.85
CPC E05C 9/004; E05B 9/002; E05B 9/00;
E05B 9/02; E05B 37/00; E05B 1/00; E05B
3/00; E05B 47/00; E05B 47/06; E05B 49/00;
E05B 15/02; E05B 15/00; E05B 13/103;
Y10T 70/8324; Y10T 70/8459; Y10T
70/8514; Y10T 70/8568

DESCRIPTION

FIG. 1 is a right front perspective view of the Greenwich lock escutcheon.
FIG. 2 is a front view of the Greenwich lock escutcheon.
FIG. 3 is a top view of the Greenwich lock escutcheon.
FIG. 4 is a left side view of the Greenwich lock escutcheon;
and,
FIG. 5 is a bottom view of the Greenwich lock escutcheon.
The broken lines are for the purpose of showing exemplary hardware associated with the Greenwich lock escutcheon, and they form no part of the claimed design.

See application file for complete search history.

1 Claim, 2 Drawing Sheets






Fig. 1

Fig. 3

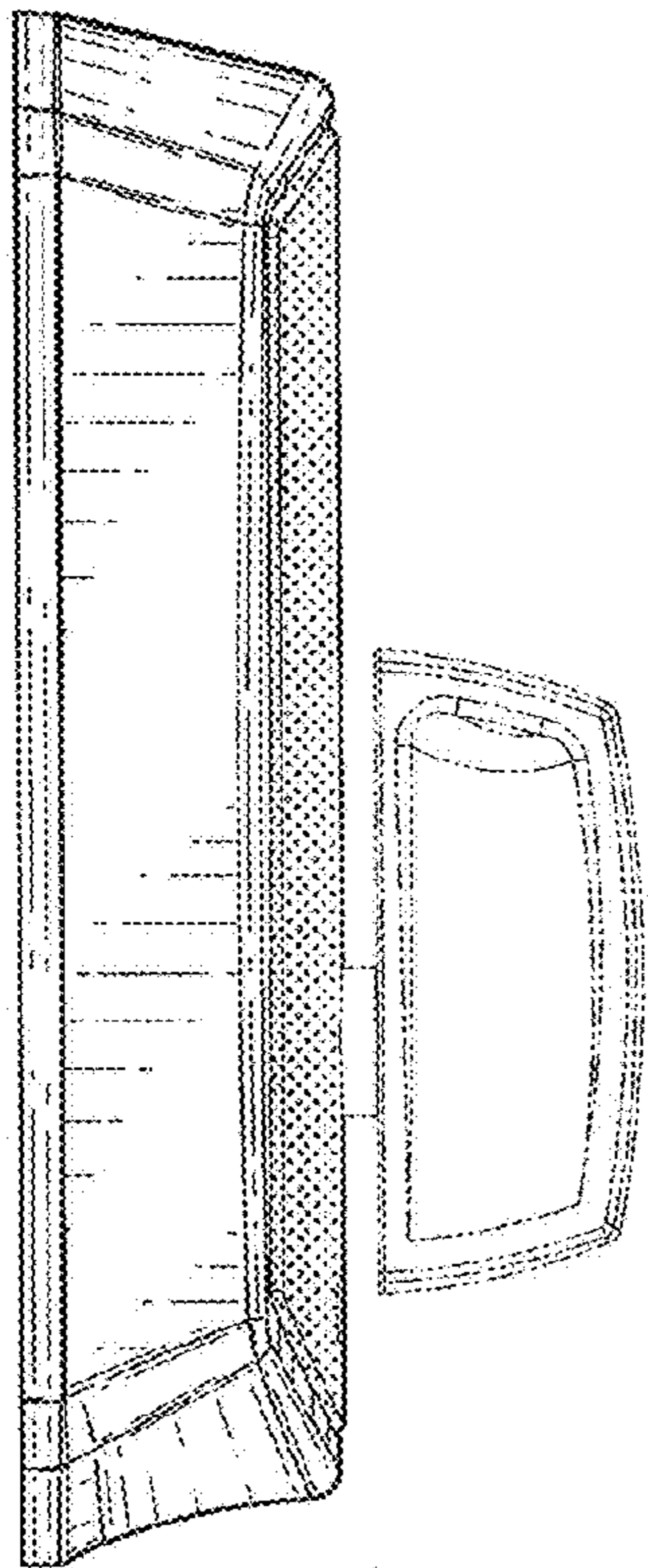
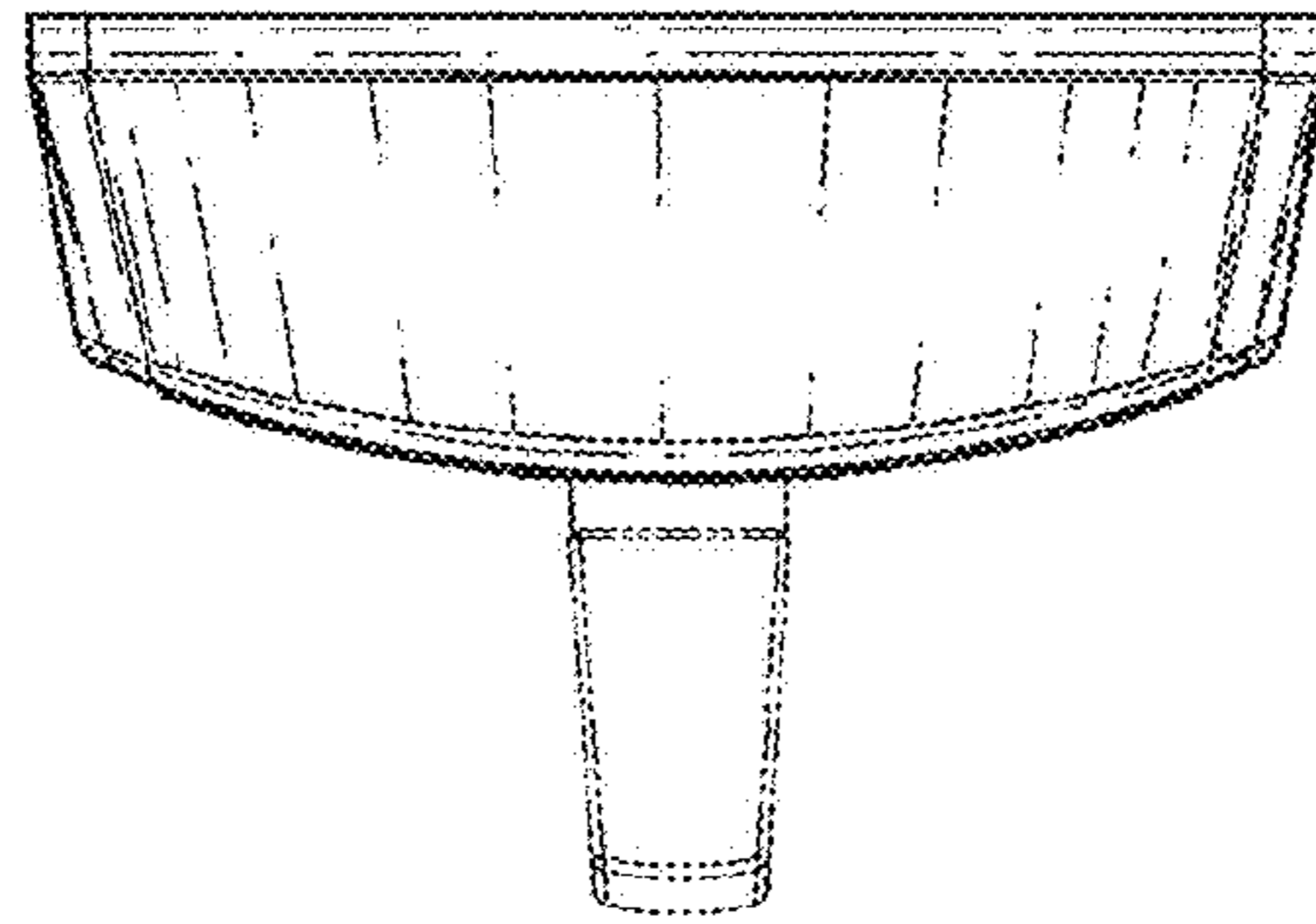


Fig. 4

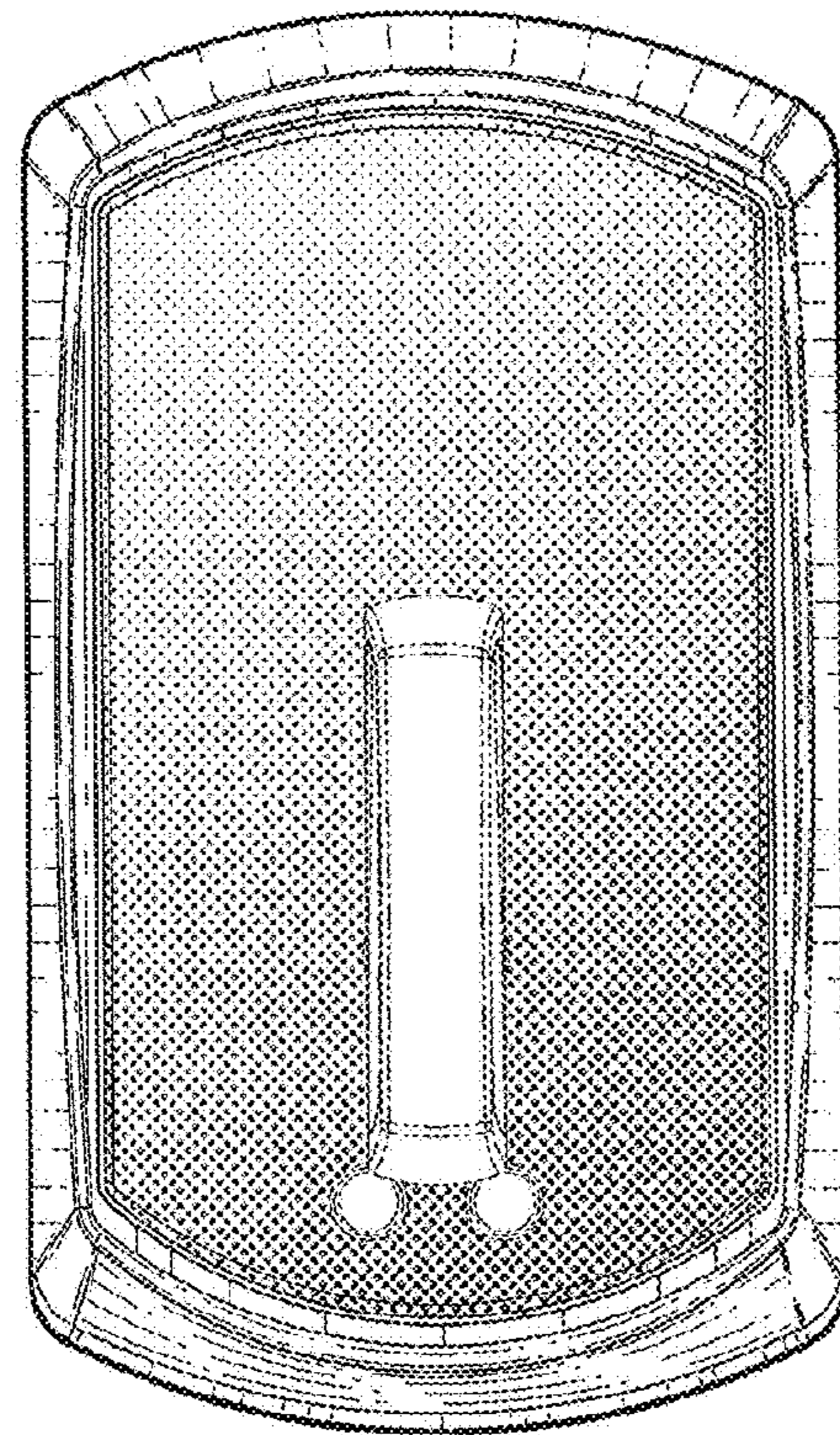


Fig. 2

Fig. 5

