



US00D761072S

(12) **United States Design Patent**
Chang

(10) **Patent No.:** **US D761,072 S**
(45) **Date of Patent:** **** Jul. 12, 2016**

(54) **HANDHELD TOOL FOR OPENING A PROTECTIVE CASE**

(71) Applicant: **OTTER PRODUCTS, LLC**, Fort Collins, CO (US)

(72) Inventor: **Tao-Wei Chang**, San Diego, CA (US)

(73) Assignee: **OTTER PRODUCTS, LLC**, Fort Collins, CO (US)

(**) Term: **15 Years**

(21) Appl. No.: **29/529,069**

(22) Filed: **Jun. 3, 2015**

(51) **LOC (10) Cl.** **08-05**

(52) **U.S. Cl.**
USPC **D8/89**

(58) **Field of Classification Search**
USPC D8/14, 16, 17, 18, 19, 20, 26, 28, 88,
D8/89, 105, 352, 54, 367, 349, 363, 366,
D8/370-377, 380-382, 3

CPC B25C 11/00; B66F 15/00; B25B 27/0035;
B25B 27/02; B25G 1/06; B25G 1/10; B29C
70/52; B29C 70/70; B29L 2031/283; B60C
25/02; Y10T 29/53896

See application file for complete search history.

(56) **References Cited**

U.S. PATENT DOCUMENTS

D42,070 S * 12/1911 Vaughan 81/3.55
D242,693 S 12/1976 Kennedy
D254,837 S 4/1980 Breaux

D258,192 S * 2/1981 Maloney D8/18
D269,944 S 8/1983 Young
D332,160 S 12/1992 Kuzma
D334,693 S * 4/1993 Burke D8/17
D364,719 S 11/1995 Crawford
D434,622 S * 12/2000 Jaynes D8/17
D502,580 S 3/2005 Williams
D584,931 S 1/2009 Richardson
D621,242 S * 8/2010 Gois, Sr. D8/367
D621,672 S * 8/2010 Knapton D3/210
D623,030 S * 9/2010 Spater D8/16
D715,610 S * 10/2014 Almsberger D8/18
D719,422 S 12/2014 Mendez
D725,979 S * 4/2015 Breeden, III D8/16

* cited by examiner

Primary Examiner — Robert M Spear
Assistant Examiner — Eliza Bennett-Hattan

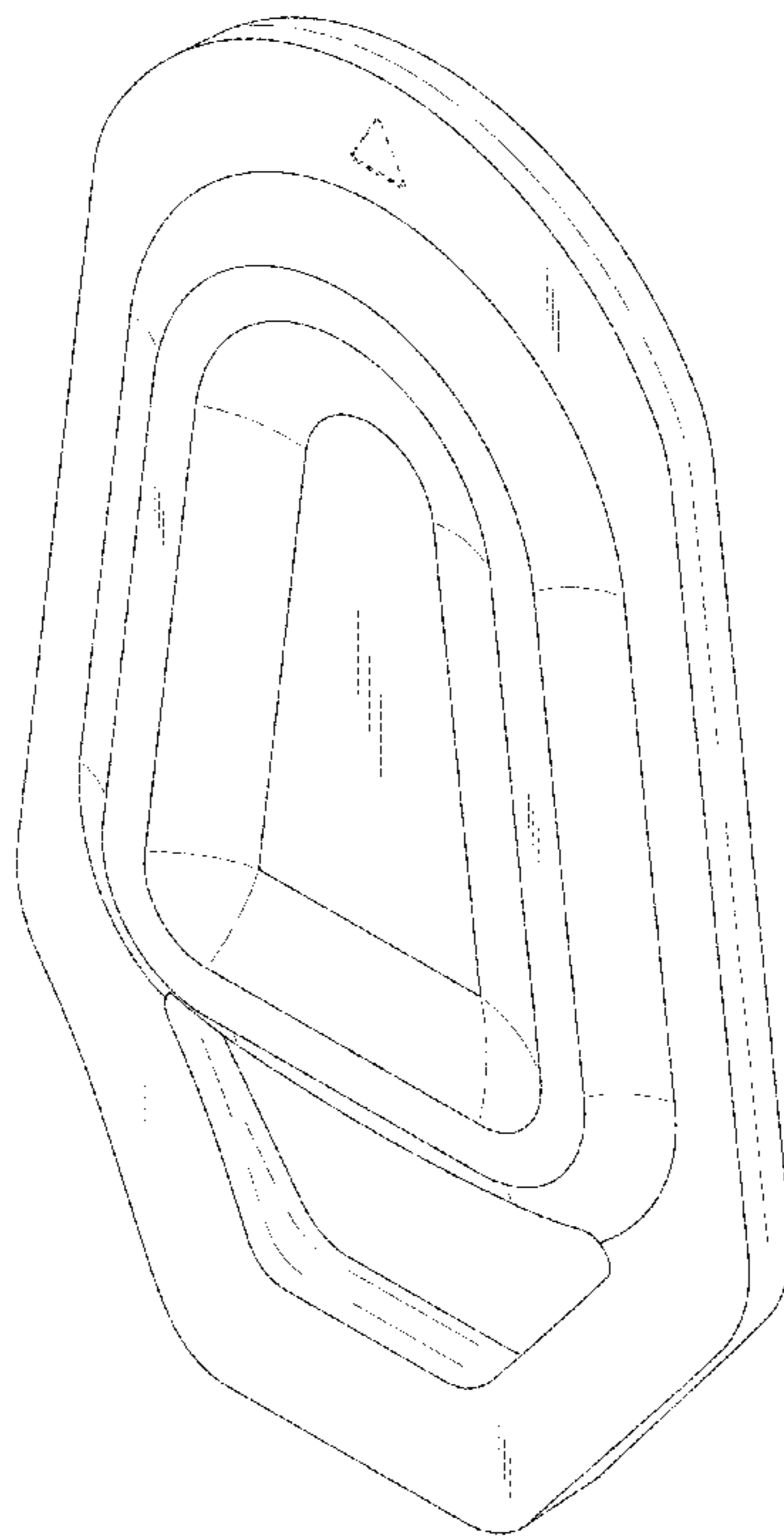
(57) **CLAIM**

The ornamental design for a handheld tool for opening a protective case, as shown and described.

DESCRIPTION

FIG. 1 is a front isometric view of a handheld tool for opening a protective case showing our new design;
FIG. 2 is a rear isometric view thereof;
FIG. 3 is a front view thereof;
FIG. 4 is a rear view thereof;
FIG. 5 is a right view thereof;
FIG. 6 is a top view thereof; and,
FIG. 7 is a bottom view thereof.
The broken lines depict unclaimed environment. The broken lines form no part of the claimed design.

1 Claim, 6 Drawing Sheets



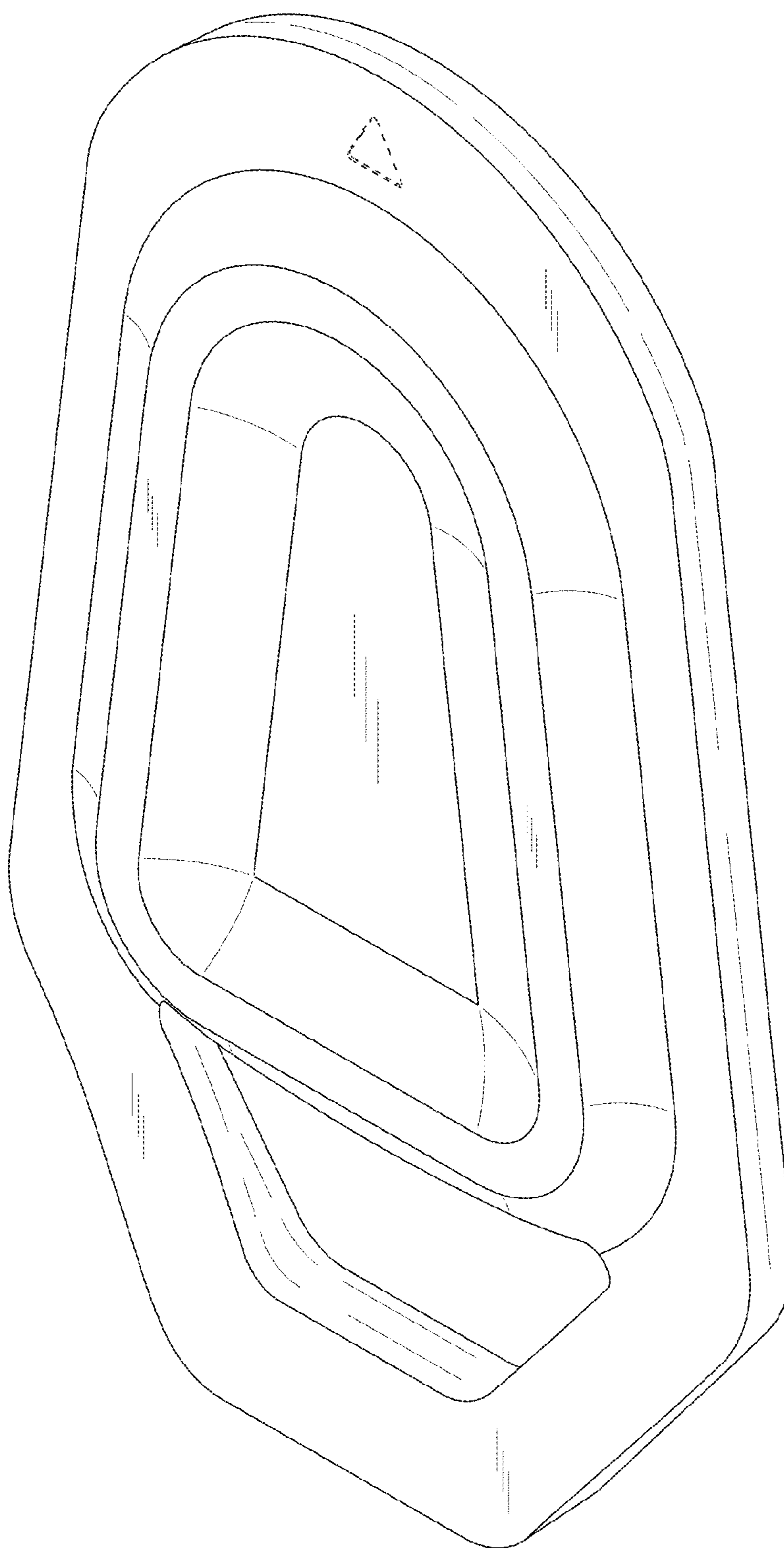


FIG. 1




FIG. 2




FIG. 3

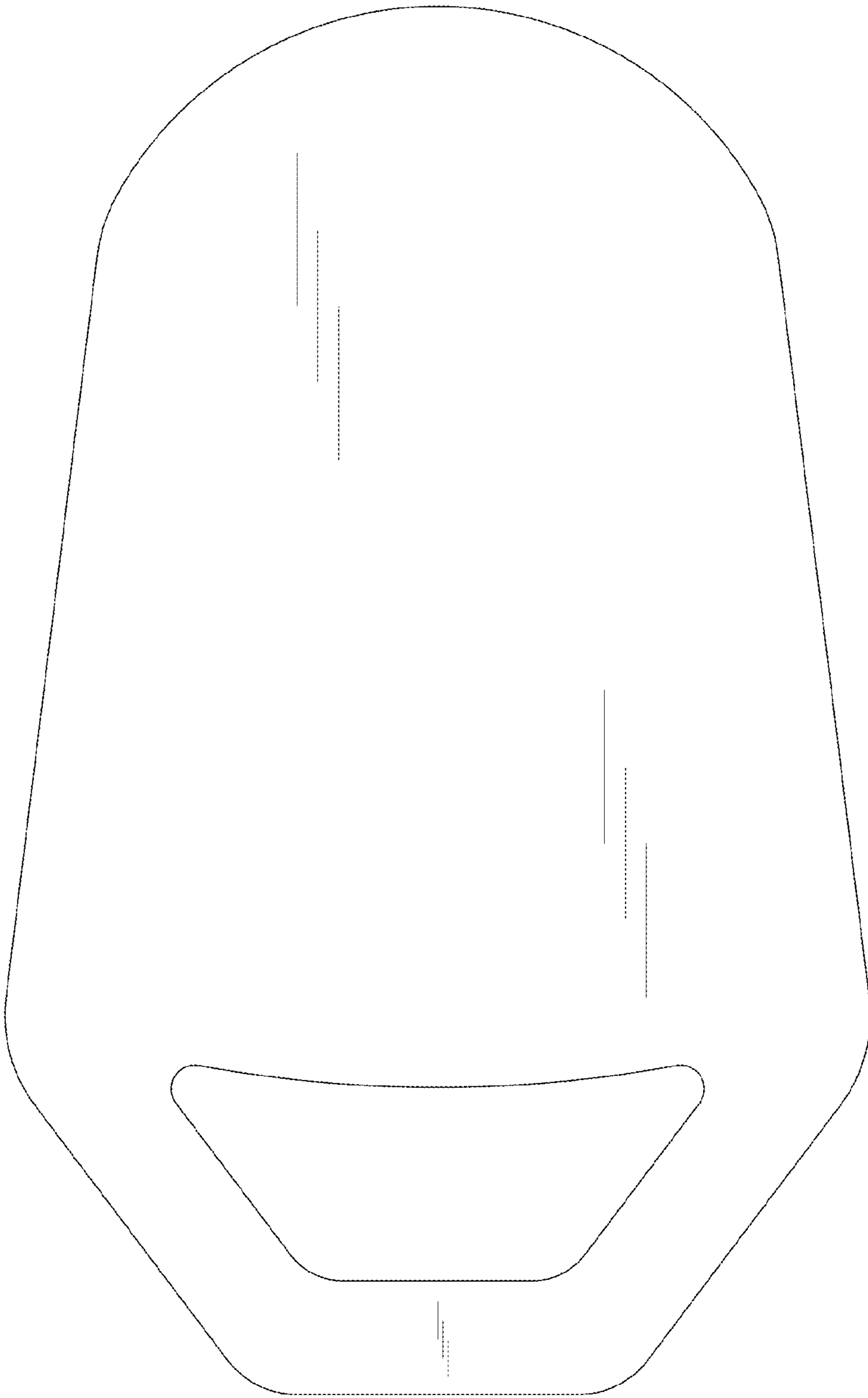


FIG. 4




FIG. 5




FIG. 6




FIG. 7