



US00D761032S

(12) **United States Design Patent**
Asner

(10) **Patent No.:** **US D761,032 S**
(45) **Date of Patent:** **** Jul. 12, 2016**

(54) **LOUNGE CHAIR**

(71) Applicant: **COUNTRY CASUAL, INC.,**
Gaithersburg, MD (US)

(72) Inventor: **Kimberly E. Asner,** Baltimore, MD
(US)

(73) Assignee: **Country Casual Teak, Inc.,**
Gaithersburg, MD (US)

(**) Term: **14 Years**

(21) Appl. No.: **29/514,387**

(22) Filed: **Jan. 12, 2015**

(51) **LOC (10) Cl.** **06-01**

(52) **U.S. Cl.**
USPC **D6/370**

(58) **Field of Classification Search**
USPC D6/334–336, 370, 371–373, 374, 376,
D6/379, 380, 716, 716.1, 716.3, 716.4
CPC A47C 4/02; A47C 4/03; A47C 4/08;
A47C 4/025; A47C 7/16; A47C 7/54
See application file for complete search history.

(56) **References Cited**

U.S. PATENT DOCUMENTS

D333,925 S * 3/1993 Ricchio, Jr. D6/370
D366,774 S * 2/1996 Frinier D6/370

D396,365 S * 7/1998 Lizell D6/379
D399,667 S * 10/1998 Muller D6/370
D425,718 S * 5/2000 van Valderen D6/380
D457,342 S * 5/2002 Muller D6/370
D479,774 S * 9/2003 Wimberger D6/370
D655,525 S * 3/2012 Pedersen D6/370
D660,037 S * 5/2012 Pedersen D6/370
D693,591 S * 11/2013 Pedersen D6/379
D717,557 S * 11/2014 Bougay D6/370
D720,941 S * 1/2015 Mila Valcarcel D6/370

* cited by examiner

Primary Examiner — Mimosa De

(74) *Attorney, Agent, or Firm* — Rosenberg, Klein & Lee


(57) **CLAIM**

What is claimed is the ornamental design of a lounge chair, as shown and described.

DESCRIPTION

FIG. 1 is a frontal perspective view of the lounge chair showing my new design;
FIG. 2 is a right elevational view thereof;
FIG. 3 is a front elevational view thereof;
FIG. 4 is a bottom plan view thereof;
FIG. 5 is a top plan view thereof; and,
FIG. 6 is a rear elevational view thereof.
The broken lines in the drawings illustrate the portions of the design that form no part of the claim.

1 Claim, 6 Drawing Sheets






Fig. 1

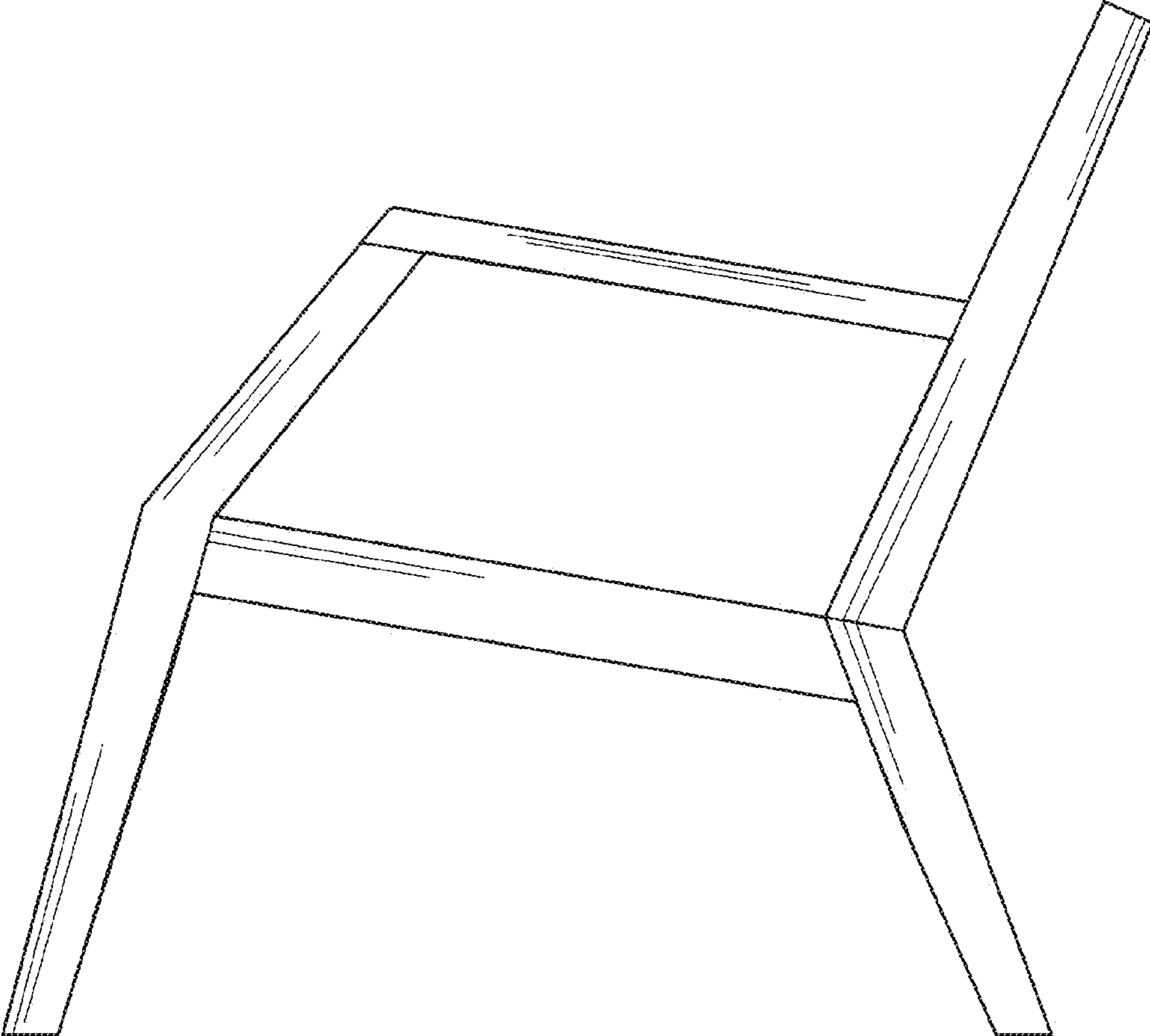


Fig. 2




Fig. 3

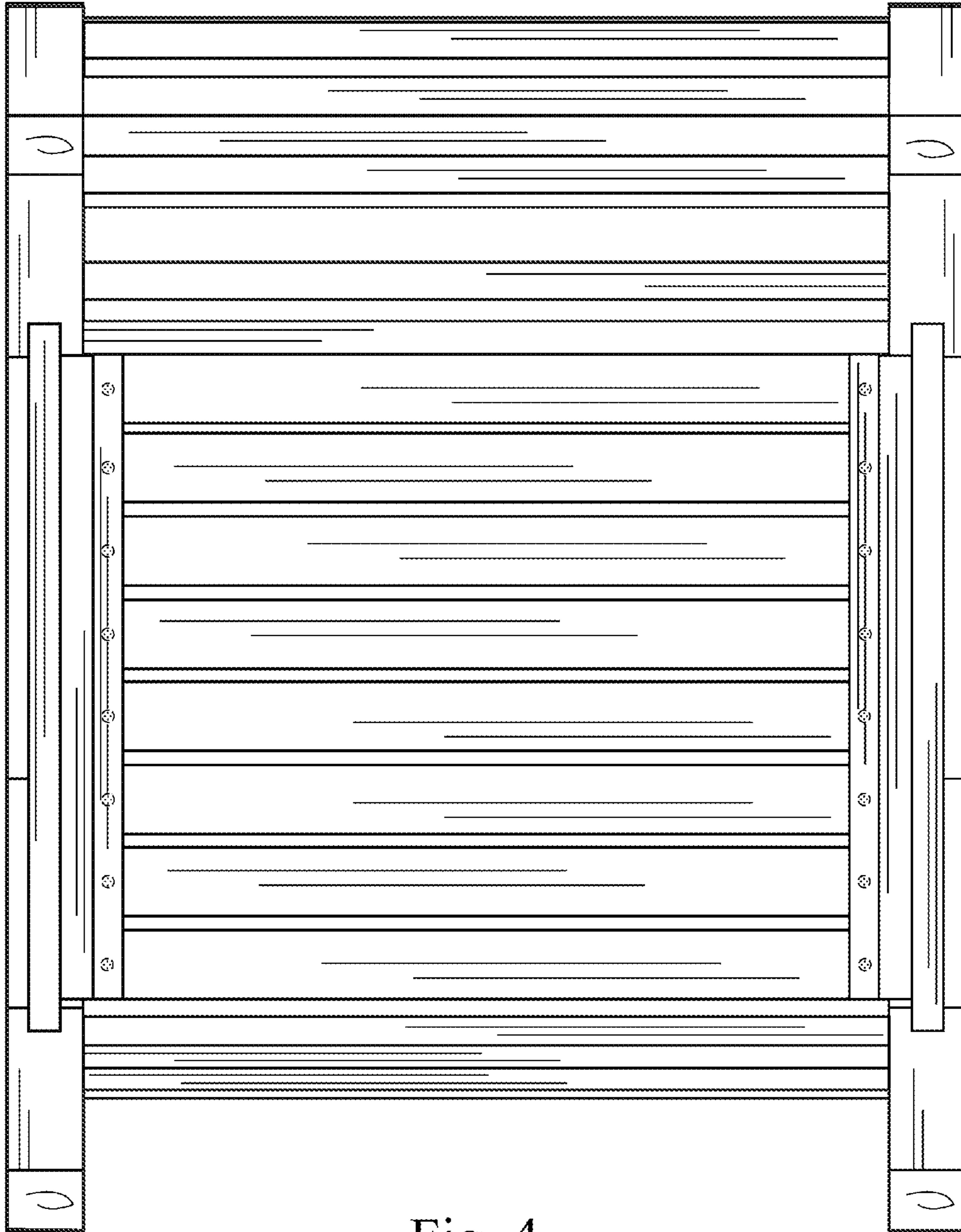


Fig. 4




Fig. 5




Fig. 6