



US00D761011S

(12) **United States Design Patent**
Grote

(10) **Patent No.:** **US D761,011 S**

(45) **Date of Patent:** **** *Jul. 12, 2016**

(54) **ATTACHABLE POCKET**

(71) Applicant: **Griffin Technology, Inc.**, Nashville, TN (US)

(72) Inventor: **Paul S. Grote**, Old Hickory, TN (US)

(73) Assignee: **Griffin Technology, Inc.**, Nashville, TN (US)

(*) Notice: This patent is subject to a terminal disclaimer.

(**) Term: **14 Years**

(21) Appl. No.: **29/496,779**

(22) Filed: **Jul. 17, 2014**

(51) **LOC (10) Cl.** **03-01**

(52) **U.S. Cl.**
USPC **D3/226**

(58) **Field of Classification Search**
USPC D3/215, 218–219, 224, 226, 201, 205,
D3/303; 224/240–241, 578, 584, 674, 904,
224/929–930
See application file for complete search history.

(56) **References Cited**

U.S. PATENT DOCUMENTS

| | | | | |
|----------------|--------|------------------|-------|---------|
| D368,581 S * | 4/1996 | Cincotta | | D3/218 |
| 6,729,518 B2 * | 5/2004 | Badillo et al. | | 224/578 |
| D495,873 S * | 9/2004 | Badillo et al. | | D3/218 |
| D508,607 S * | 8/2005 | Balchunas et al. | | D3/303 |
| D539,031 S * | 3/2007 | Balchunas et al. | | D3/226 |

* cited by examiner

Primary Examiner — Catheri Oliver-Garcia

(74) *Attorney, Agent, or Firm* — Hornkohl Intellectual Property Law PLLC; Jason L. Hornkohl

(57) **CLAIM**

The ornamental design for an attachable pocket, as shown and described.

DESCRIPTION

FIG. 1 is an isometric view showing the new design for an attachable pocket in the closed position;

FIG. 2 is a right side view of the attachable pocket shown in the closed position, with the left side view being a mirror image thereof;

FIG. 3 is an isometric view showing the attachable pocket in the open position;

FIG. 4 is a front view of the attachable pocket in the open position;

FIG. 5 is a top view of the attachable pocket in the open position;

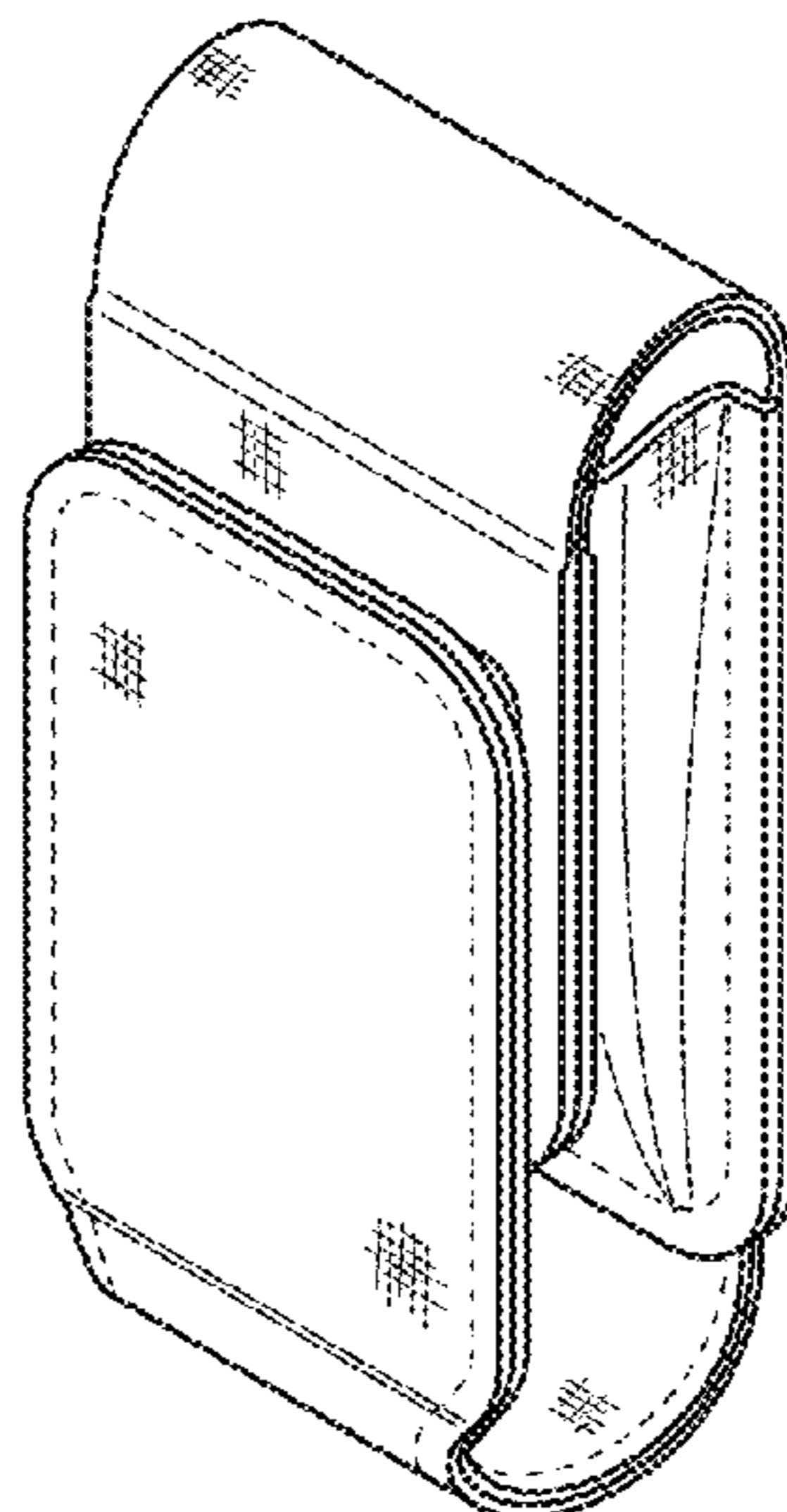
FIG. 6 is a bottom view of the attachable pocket in the open position;

FIG. 7 is a right side view of the attachable pocket shown in the open position, with the left side view being a mirror image thereof; and,

FIG. 8 is a rear view of the attachable pocket in the open position.

The dashed lines are for illustration purposes only, and form no part of the claimed design.

1 Claim, 2 Drawing Sheets



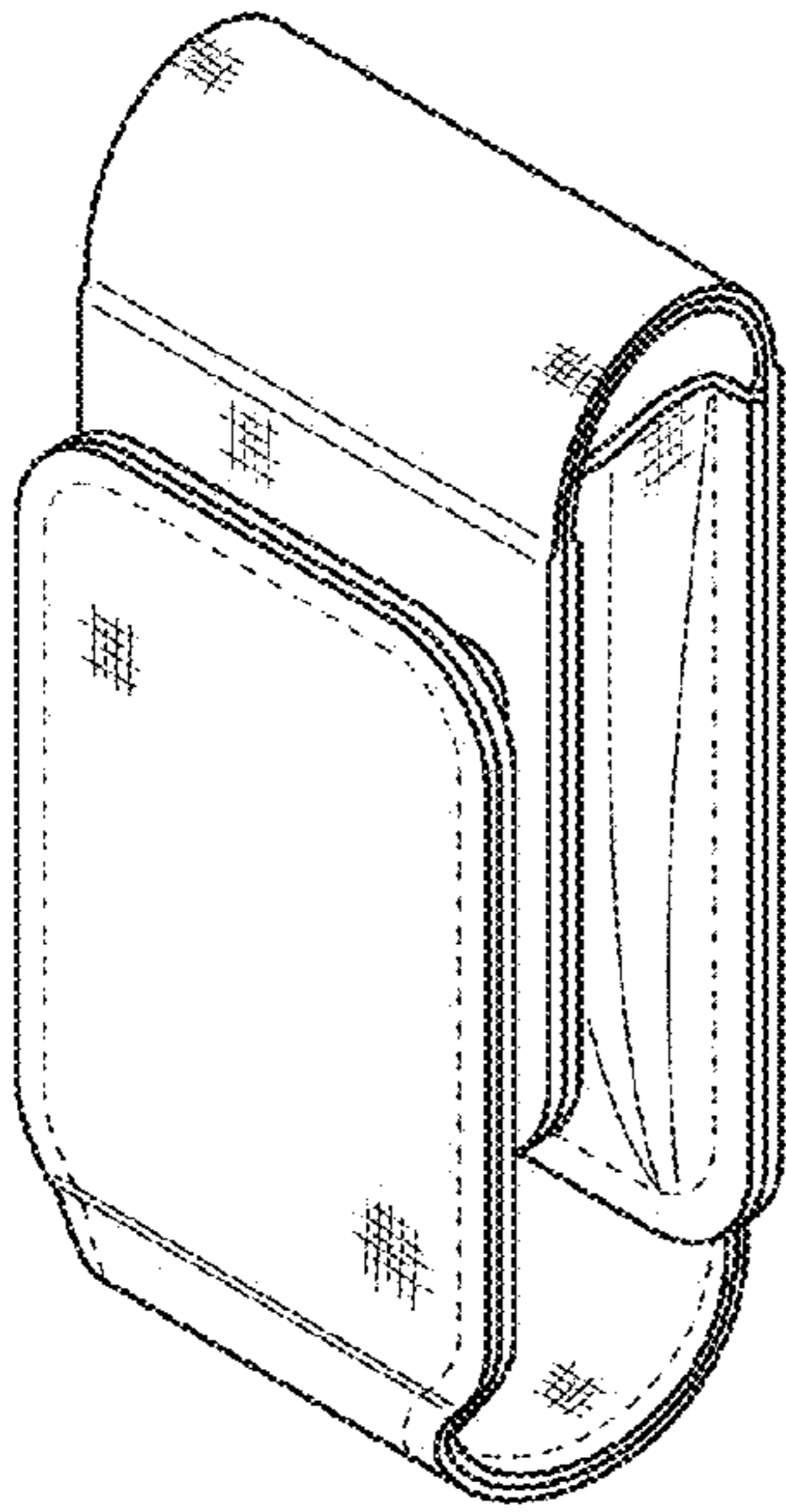


FIG. 1

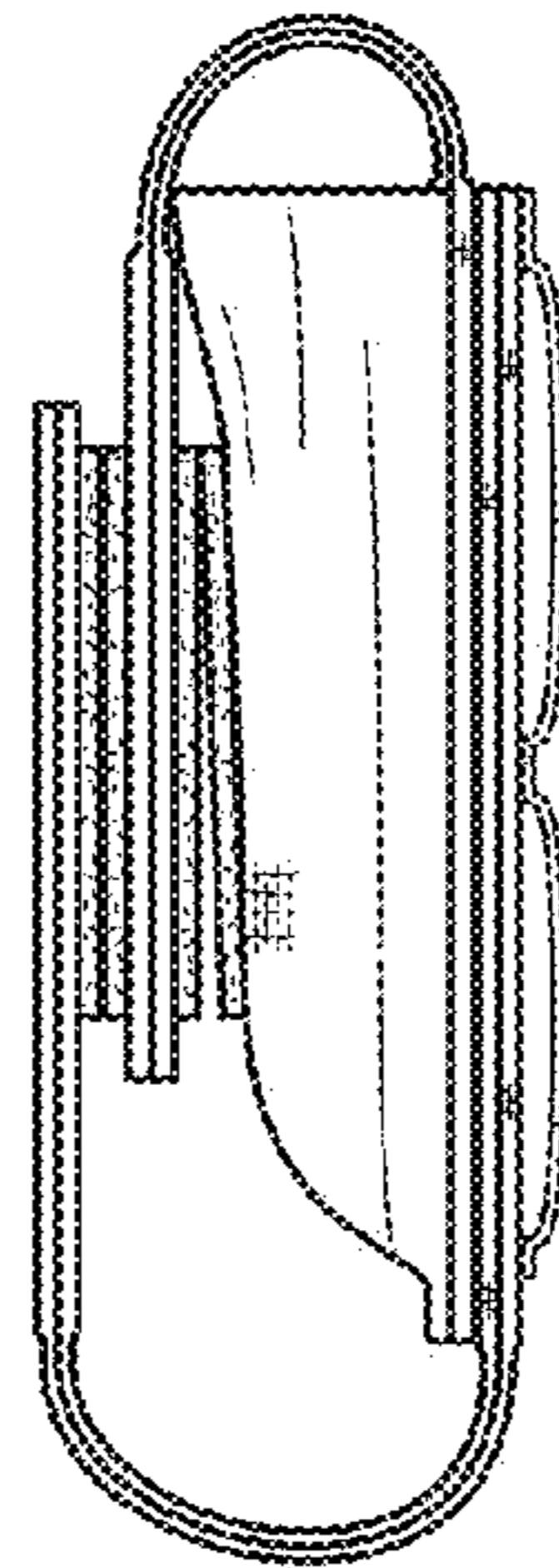


FIG. 2

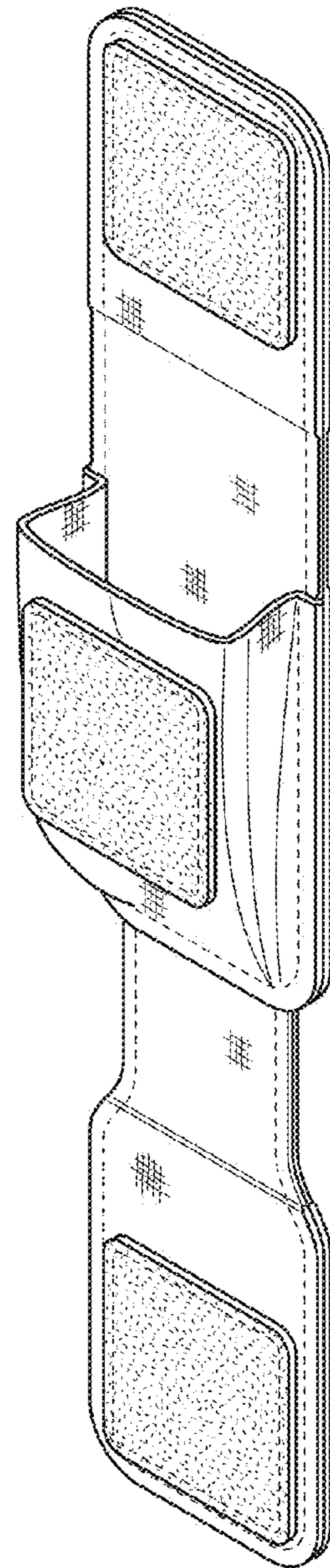


FIG. 3

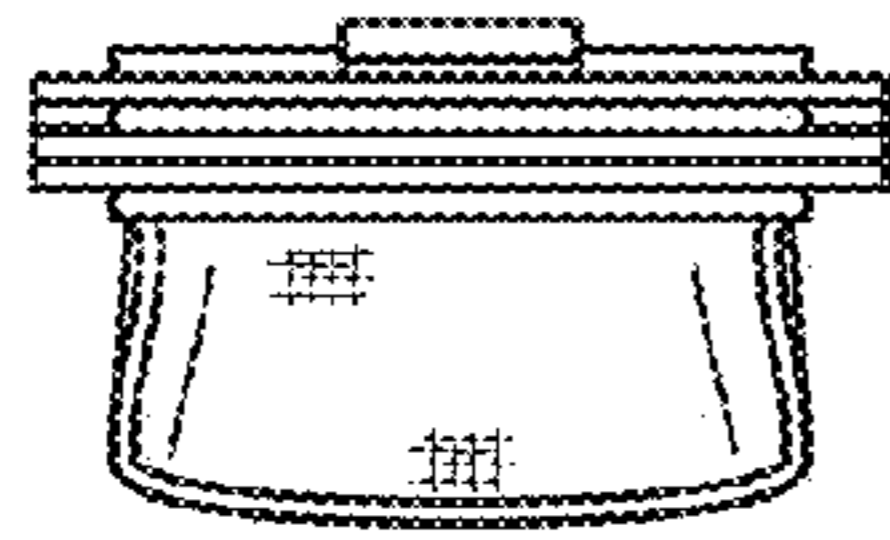


FIG. 5

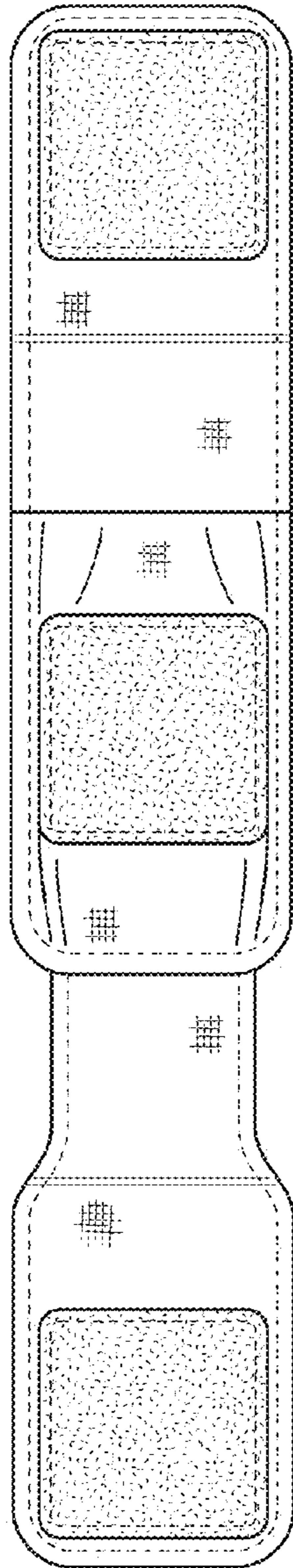


FIG. 4

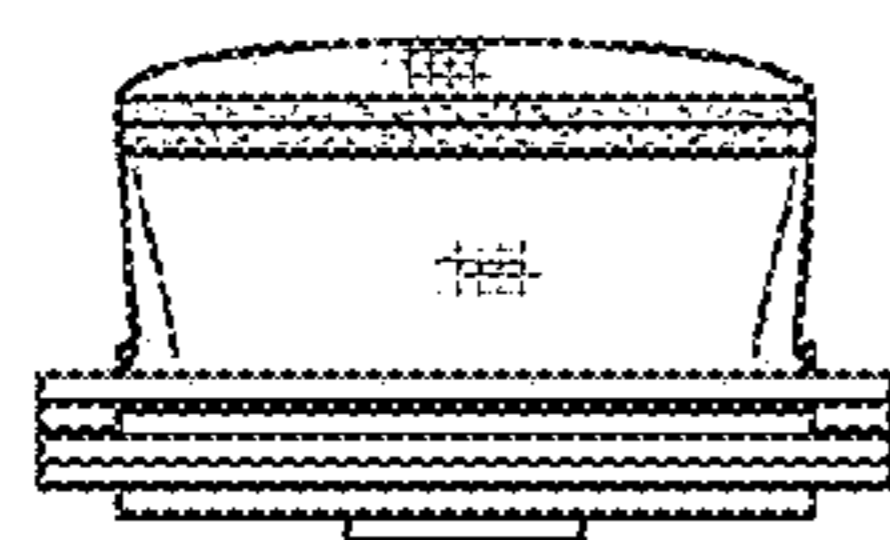


FIG. 6

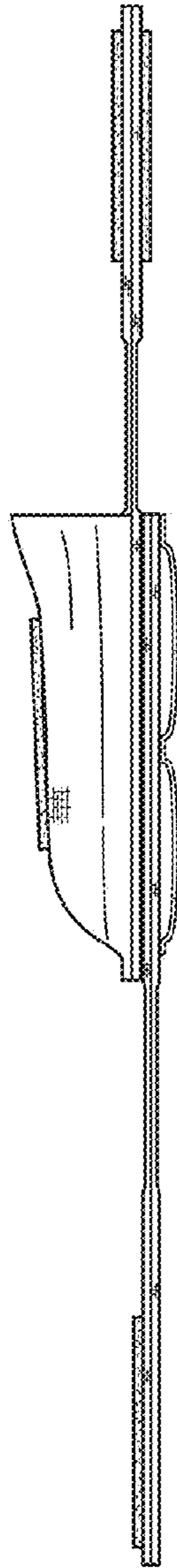


FIG. 7

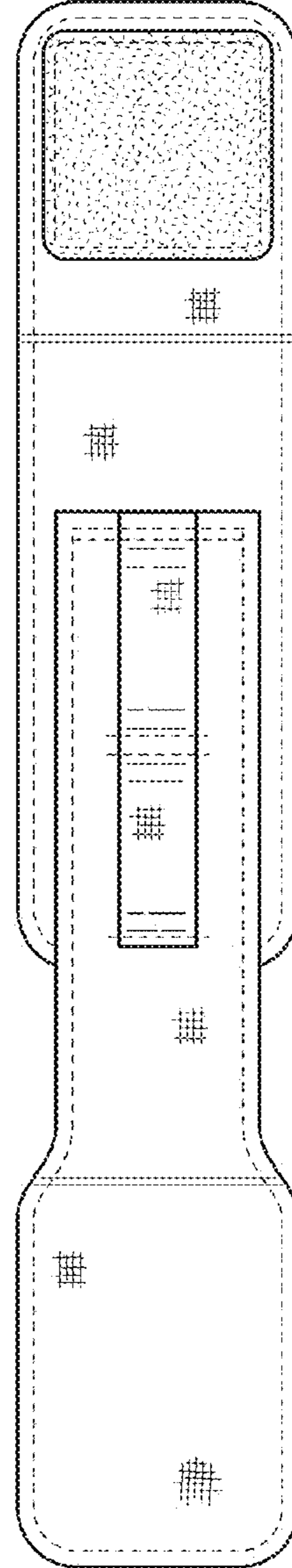


FIG. 8