



US00D761002S

(12) **United States Design Patent**  
**Bisson**

(10) **Patent No.:** **US D761,002 S**  
(45) **Date of Patent:** **\*\* Jul. 12, 2016**

- (54) **BOOT**
- (71) Applicant: **LES CHAUSSURES STC INC.**, Anjou (CA)
- (72) Inventor: **Michel Bisson**, Blainville (CA)
- (73) Assignee: **LES CHAUSSURES STC INC.**, Anjou, QC (CA)
- (\*\*) Term: **14 Years**
- (21) Appl. No.: **29/479,845**
- (22) Filed: **Jan. 21, 2014**
- (51) **LOC (10) Cl.** ..... **02-04**
- (52) **U.S. Cl.**  
USPC ..... **D2/911; D2/970**
- (58) **Field of Classification Search**  
USPC ..... D2/896, 900, 909-912, 920, 943, 946,  
D2/969, 970, 974; 36/83, 1.5, 2 R, 109, 3 A,  
36/7.1 R, 45, 52, 112-114  
See application file for complete search history.

- D367,165 S \* 2/1996 Brooks et al. .... D2/970
- D367,354 S \* 2/1996 Brooks et al. .... D2/970
- D368,361 S \* 4/1996 Brooks et al. .... D2/970
- D368,362 S \* 4/1996 Werman ..... D2/970
- D380,598 S \* 7/1997 Brooks et al. .... D2/970
- D385,692 S \* 11/1997 Beliveau ..... D2/970
- D449,435 S \* 10/2001 Johnson et al. .... D2/970

\* cited by examiner

*Primary Examiner* — Ian Simmons

*Assistant Examiner* — Rashida C McCoy

(74) *Attorney, Agent, or Firm* — Norton Rose Fulbright Canada LLP

(57) **CLAIM**

The ornamental design for a boot, as shown and described.

**DESCRIPTION**

FIG. 1 is a perspective view of a boot showing my new design;  
 FIG. 2 is a left side elevational view thereof;  
 FIG. 3 is a rear elevational view thereof;  
 FIG. 4 is a right side elevational view thereof;  
 FIG. 5 is a front elevational view thereof;  
 FIG. 6 is a top plan view thereof; and,  
 FIG. 7 is a bottom plan view thereof.  
 The portions of the boot shown in broken lines form no part of the claimed design.

**1 Claim, 7 Drawing Sheets**

(56) **References Cited**

**U.S. PATENT DOCUMENTS**

- D240,972 S \* 8/1976 Adams ..... D2/912
- D365,435 S \* 12/1995 Parker ..... D2/912






Fig-1

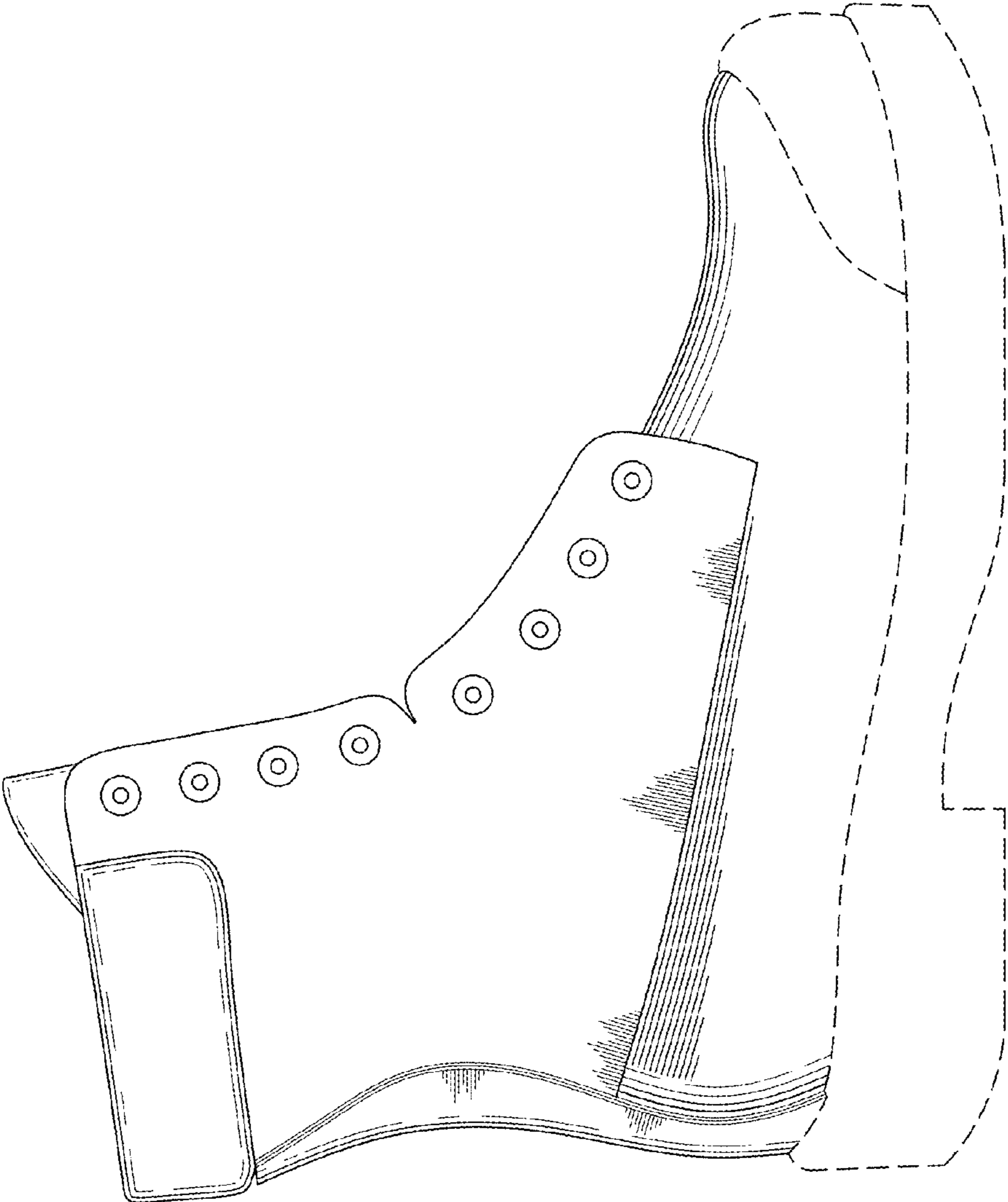


FIG. 2

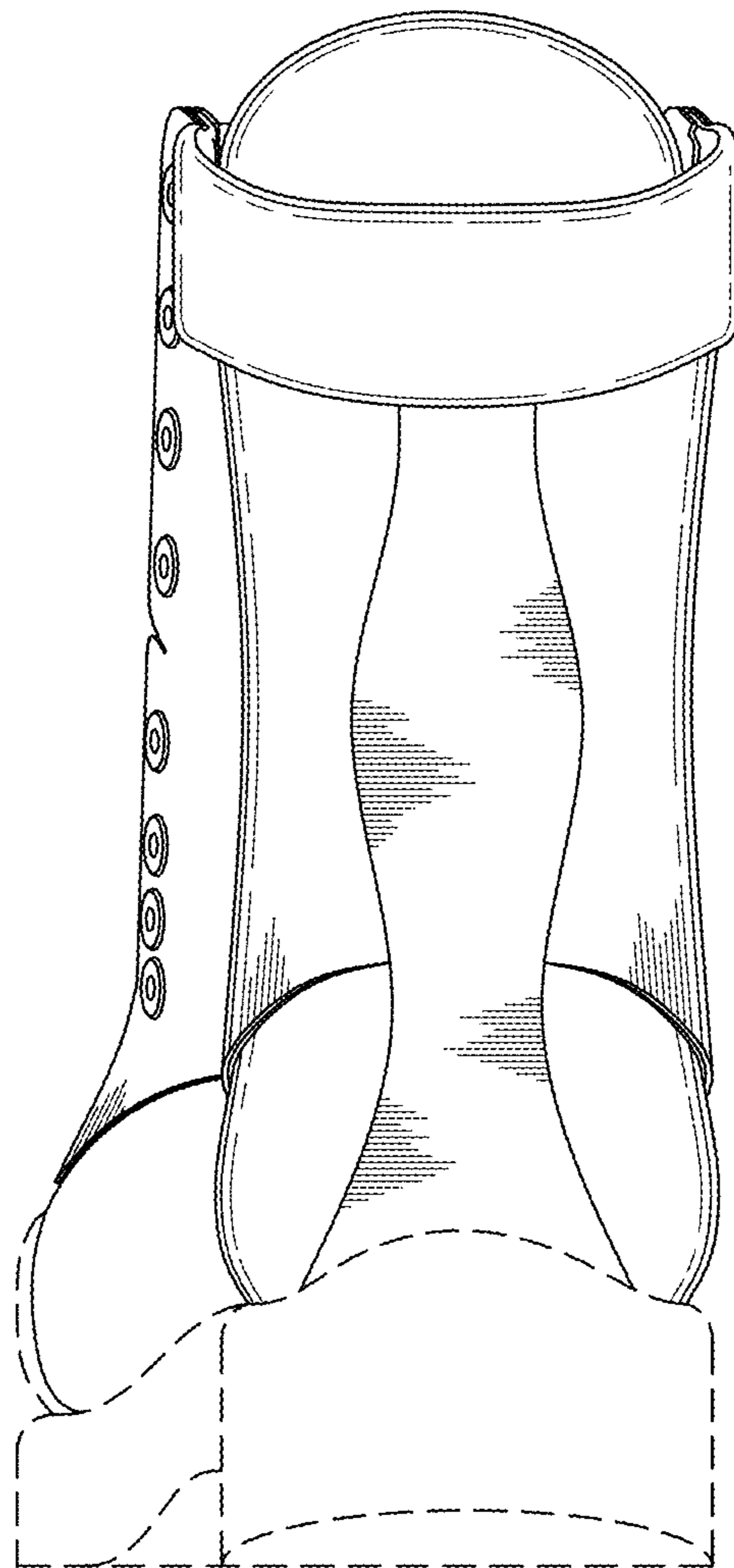


Fig. 3

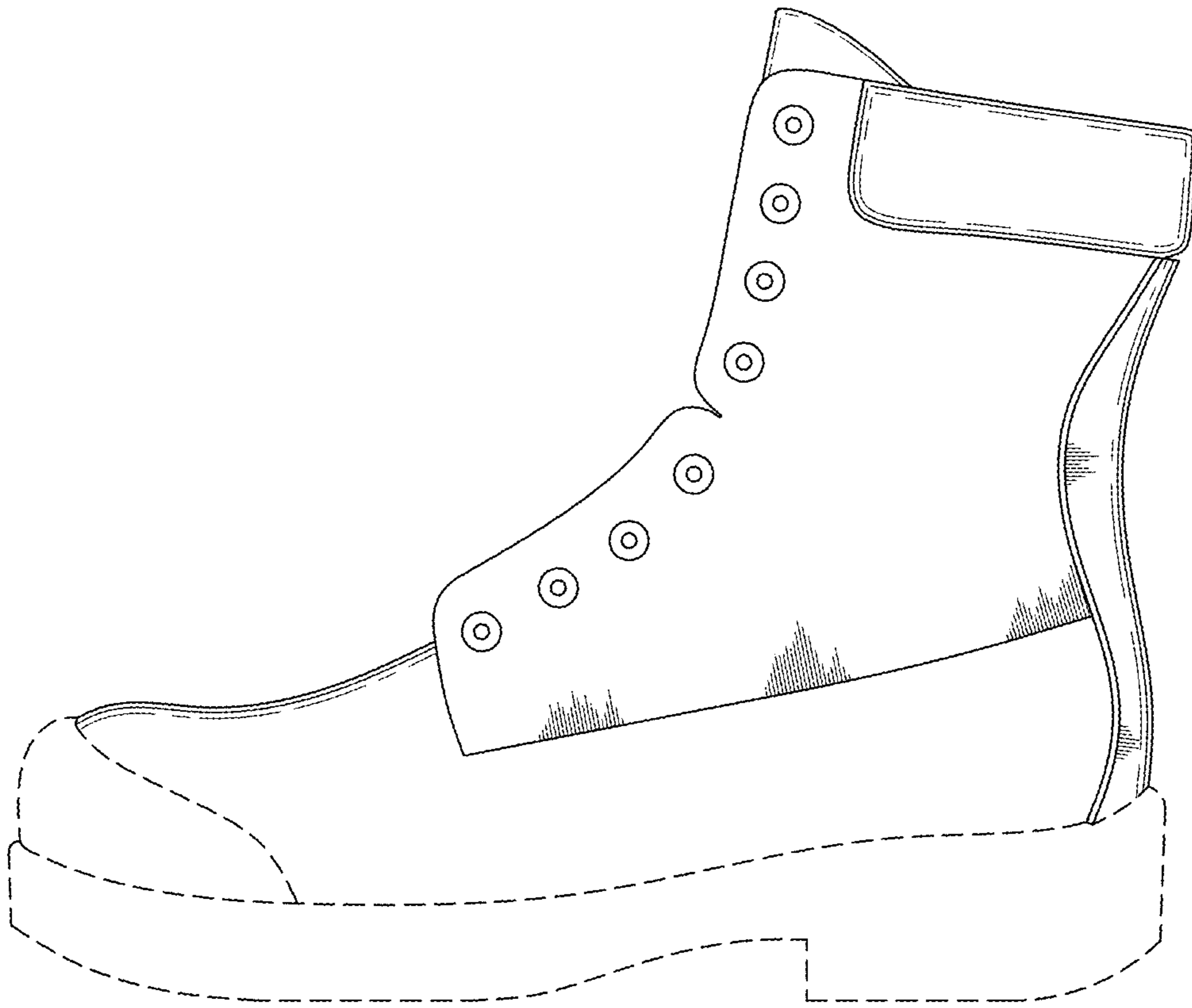


Fig-4

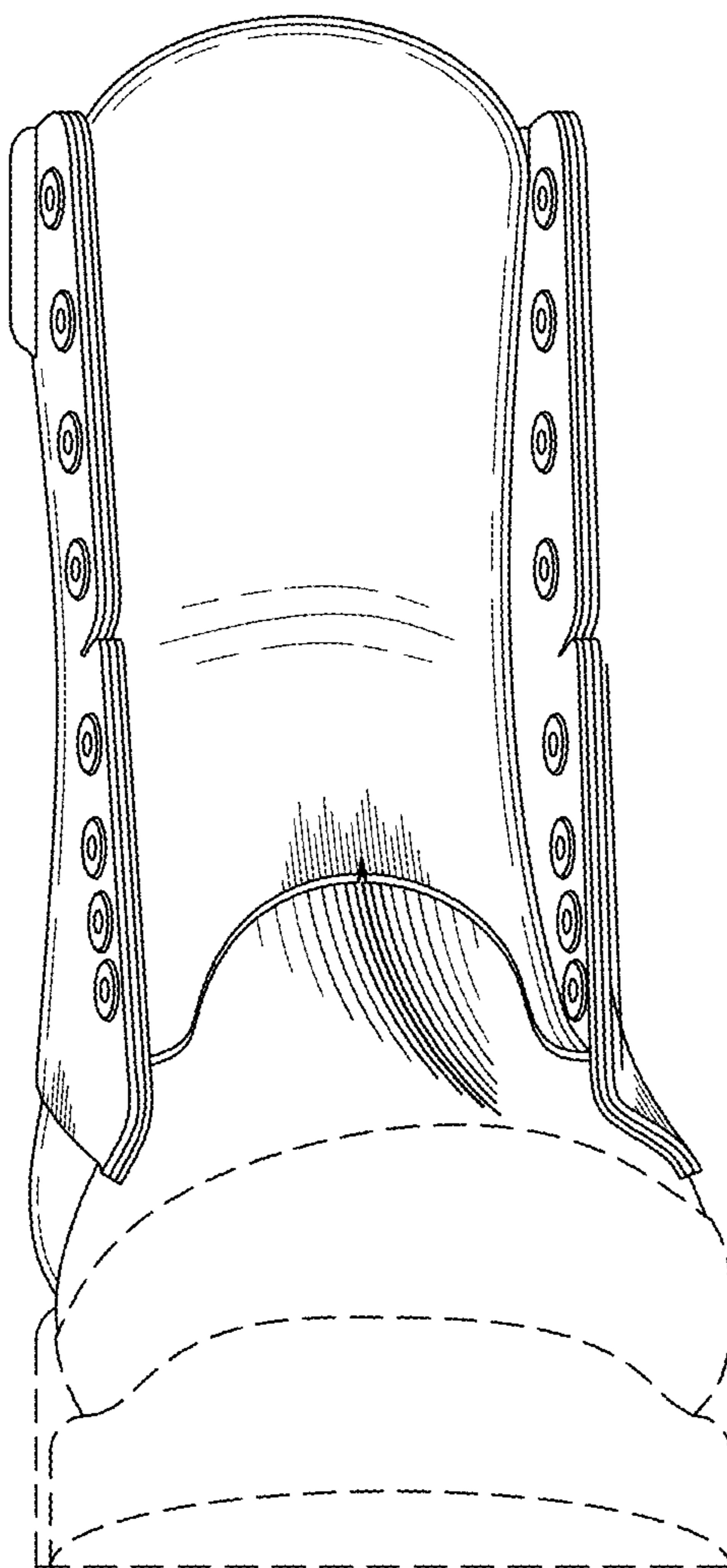


FIG. 5

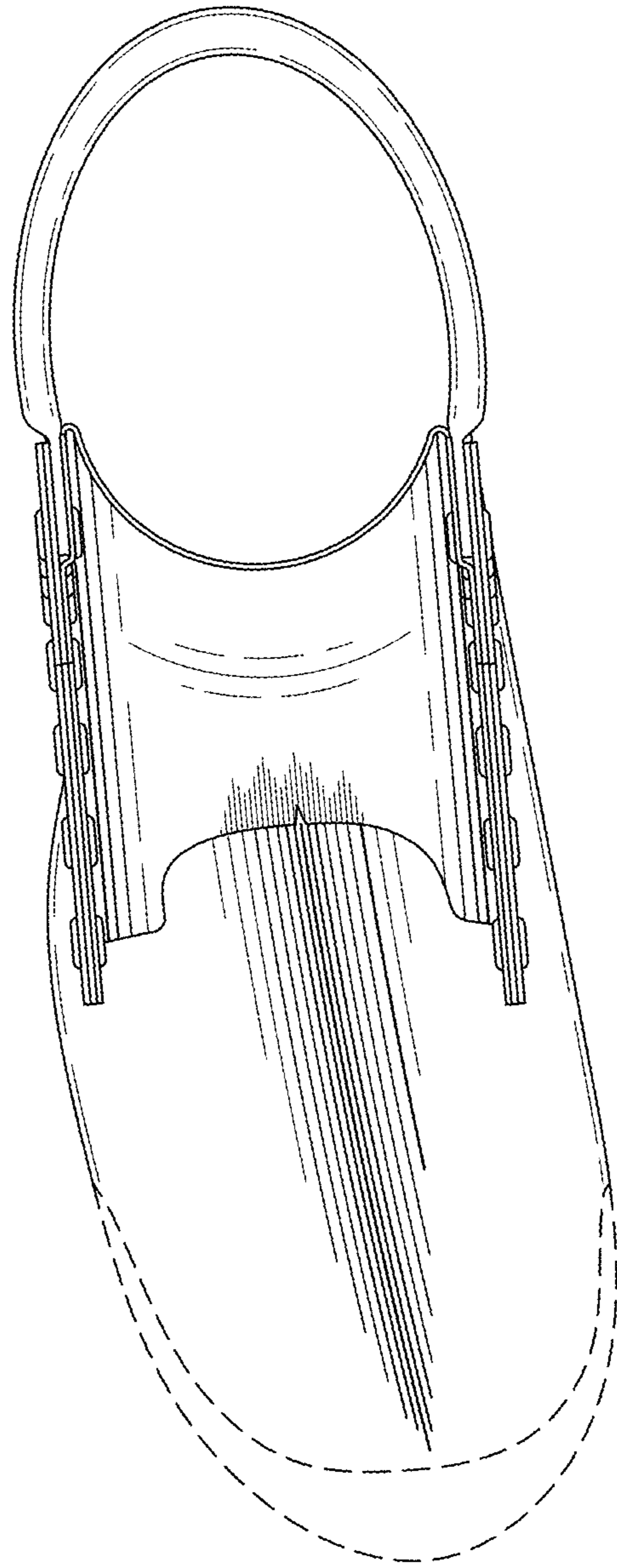


Fig. 6

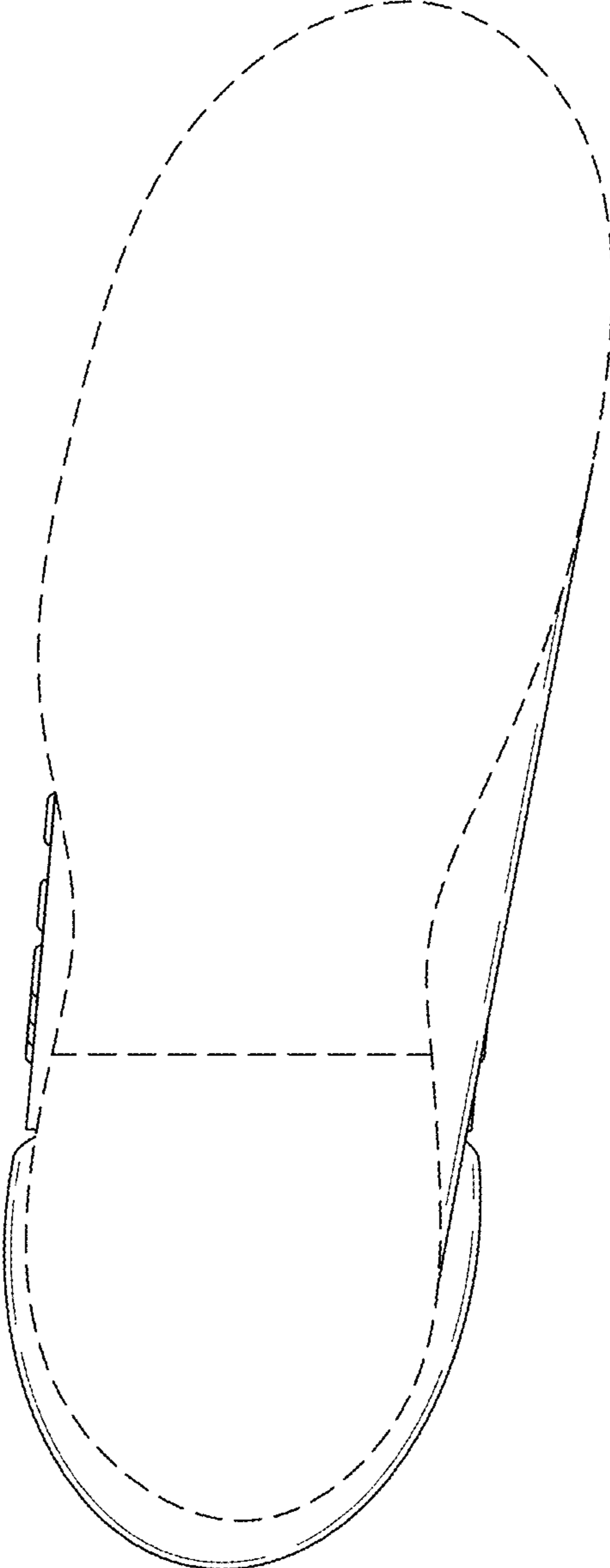


FIG. 7