



US00D760981S

(12) **United States Design Patent**
Feinberg

(10) **Patent No.:** **US D760,981 S**
(45) **Date of Patent:** **** Jul. 5, 2016**

- (54) **SCRAPER**
- (71) Applicant: **Jay Feinberg**, Olney, MD (US)
- (72) Inventor: **Jay Feinberg**, Olney, MD (US)
- (**) Term: **14 Years**
- (21) Appl. No.: **29/499,116**
- (22) Filed: **Aug. 12, 2014**
- (51) **LOC (10) Cl.** **08-05**
- (52) **U.S. Cl.**
USPC **D32/46**
- (58) **Field of Classification Search**
USPC D32/46, 49, 42; D8/14, 45, 46, 47, 105,
D8/98, 90; D19/169, 163, 117, 184, 166
CPC A63F 3/068
See application file for complete search history.

(56) **References Cited**

U.S. PATENT DOCUMENTS

691,801	A	1/1902	Palmer	
D142,468	S	10/1945	Bremer	
D166,161	S *	3/1952	Hanle	D19/163
D258,240	S *	2/1981	Takada	D4/135
4,558,517	A	12/1985	Gringer	
D291,374	S *	8/1987	Korper	D19/117
D312,341	S	11/1990	Demirjian	
5,095,573	A	3/1992	Henke et al.	
D326,868	S *	6/1992	Nitta	D19/169
D358,011	S	5/1995	Decarli	
D363,947	S *	11/1995	Kimura	D19/117
D383,884	S *	9/1997	O'Shei	D3/208
D389,965	S *	1/1998	Saladino	D19/131
D396,910	S	8/1998	Henke	
D403,816	S	1/1999	Zeilinger et al.	
D415,325	S	10/1999	Hellinger et al.	
6,009,581	A	1/2000	Davis et al.	
D432,793	S *	10/2000	Blunt	D28/63
6,331,087	B1	12/2001	Wang	
D469,230	S	1/2003	Libman et al.	
6,547,470	B2	4/2003	Legg	
D475,825	S	6/2003	Ribezzo	

6,629,330	B2	10/2003	Schultheis et al.	
7,052,128	B1	5/2006	Kung-Ping	
D531,667	S *	11/2006	Keely	D14/411
D544,162	S	6/2007	Uffner et al.	
D555,856	S	11/2007	Henke et al.	
D570,063	S	5/2008	Manak	
7,465,359	B2 *	12/2008	Vives-Martinez	A63F 3/068 134/21
D604,919	S	11/2009	Meyer	
D617,967	S	6/2010	Lambert	
D631,095	S *	1/2011	Mizutani	D19/169
D631,096	S *	1/2011	Mizutani	D19/166

(Continued)

OTHER PUBLICATIONS

The SKrAPr, <<http://www.theskrapr.com/the-original-skrapr/>>, available as early as May 19, 2014.

(Continued)

Primary Examiner — T. Chase Nelson

Assistant Examiner — Michelle E Wilson

(74) *Attorney, Agent, or Firm* — Saidman DesignLaw Group, LLC

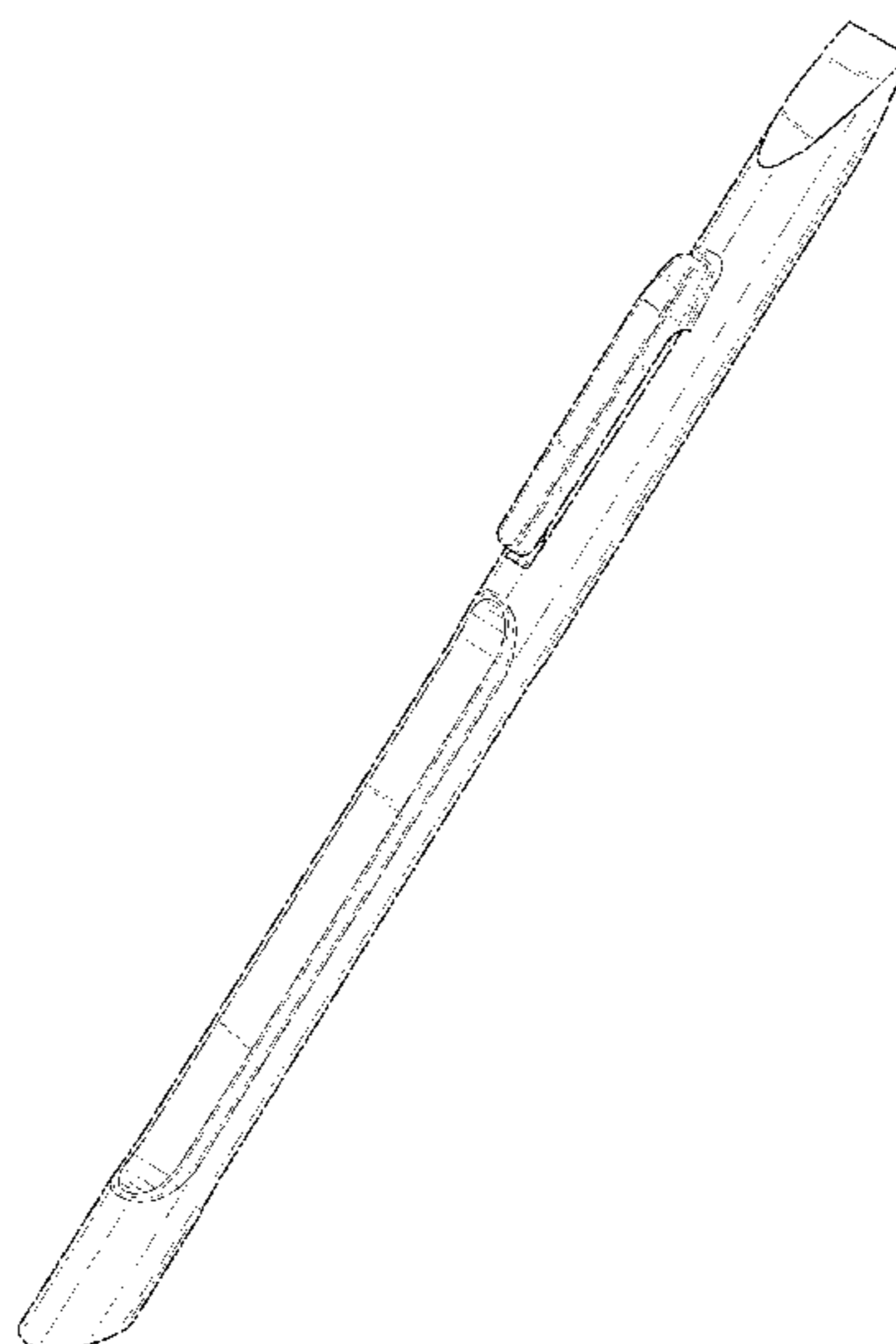
(57) **CLAIM**

The ornamental design for a scraper, as shown and described.

DESCRIPTION

FIG. 1 is a top, front, right perspective view of a scraper showing my new design;
 FIG. 2 is a bottom view thereof;
 FIG. 3 is a top view thereof;
 FIG. 4 is a left side view thereof, the right side view being a mirror image;
 FIG. 5 is a front view thereof; and,
 FIG. 6 is a rear view thereof.
 The drawings include surface shading that represents contour and not surface ornamentation.
 The broken lines illustrate structure or features which form no part of the claimed design.

1 Claim, 3 Drawing Sheets



(56)

References Cited

U.S. PATENT DOCUMENTS

D638,184 S 5/2011 Lesche
D670,057 S 10/2012 DiMauro
8,438,688 B2 5/2013 Weinberger et al.
D685,550 S 7/2013 Tronconi et al.
D687,201 S 7/2013 Liao
D691,773 S 10/2013 Chen
D695,981 S 12/2013 Myoung
D702,408 S 4/2014 Henke
D702,905 S 4/2014 Holma et al.
D703,408 S 4/2014 Holma et al.
D703,495 S 4/2014 Hoyord et al.
8,713,745 B2 5/2014 Szablewski

8,813,295 B1 * 8/2014 Washington A63F 3/068
15/106

2005/0097697 A1 5/2005 Nistico
2009/0193606 A1 8/2009 Martin
2010/0236003 A1 9/2010 Teng
2011/0119853 A1 5/2011 Chen

OTHER PUBLICATIONS

SKrAPr 2-Piece Ultimate Surface Scraper Set, amazon.com, available as early as May 19, 2014.

SKrAPr The Ultimate Surface Scraper, bedbathandbeyond.com, available as early as May 19, 2014.

* cited by examiner

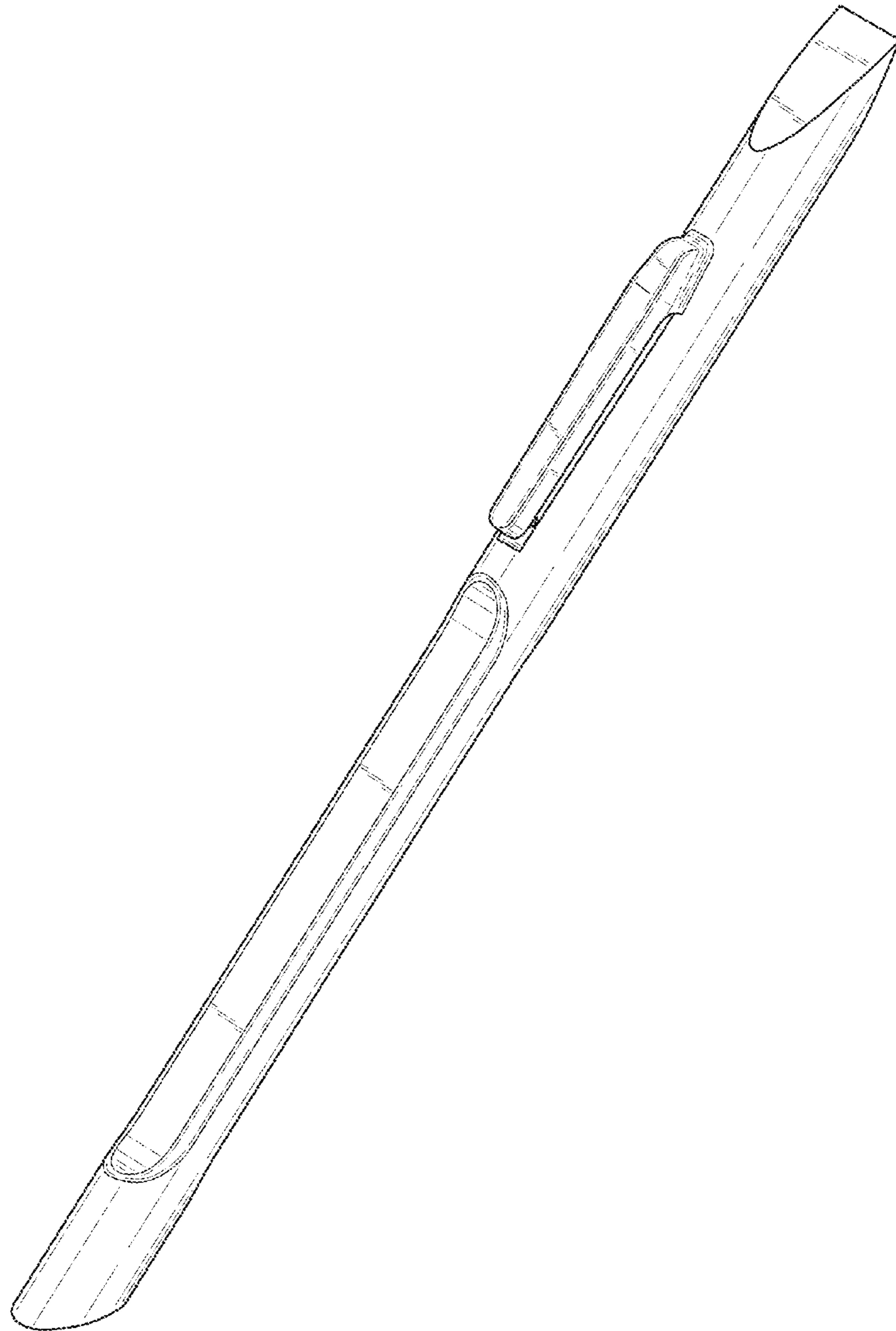


Fig. 1

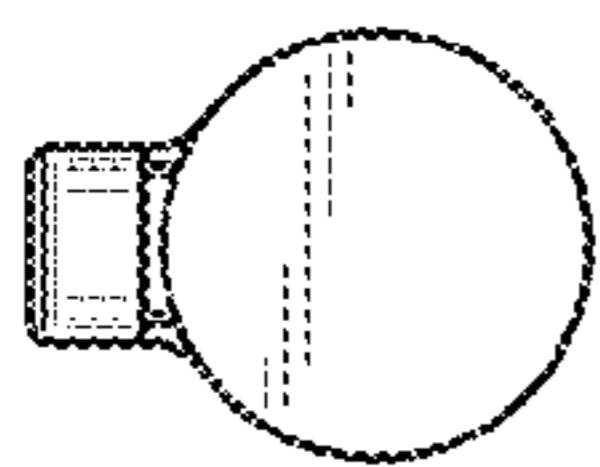


Fig. 2

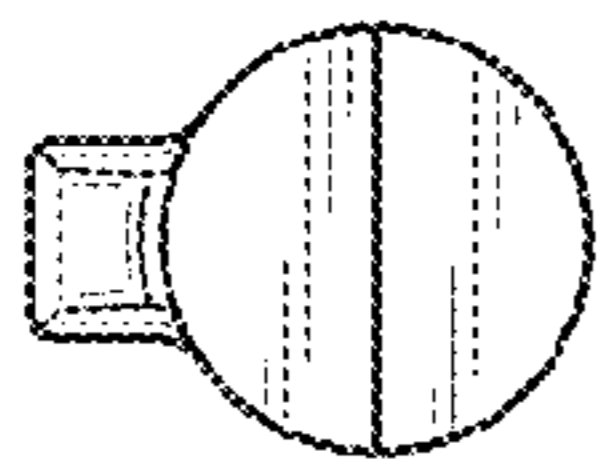


Fig. 3

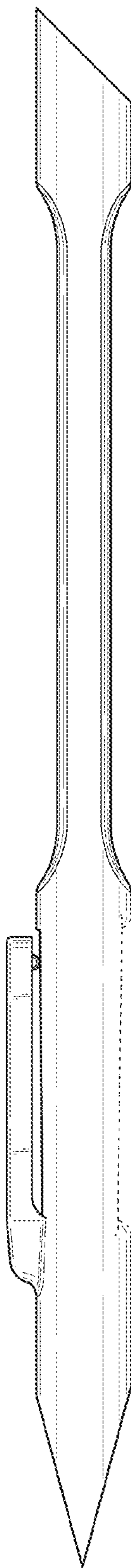


Fig. 4

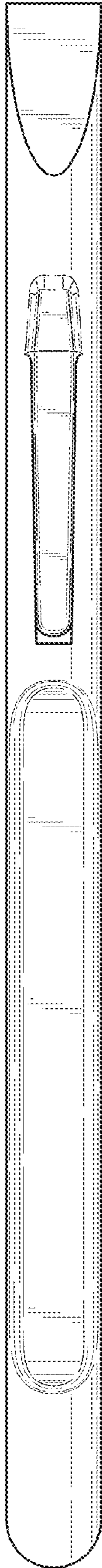


Fig. 5

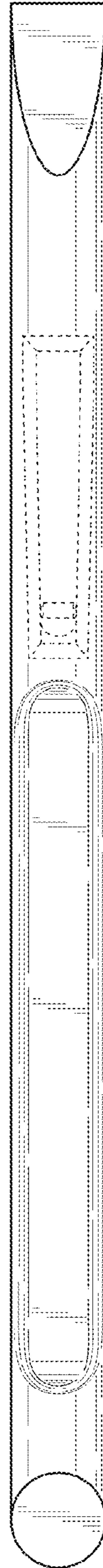


Fig. 6