



US00D760969S

(12) **United States Design Patent**
Kim et al.

(10) **Patent No.:** **US D760,969 S**
(45) **Date of Patent:** **** Jul. 5, 2016**

(54) **CLEANER**

(71) Applicant: **Samsung Electronics Co., Ltd.**,
Suwon-si (KR)

(72) Inventors: **Kyung-Tae Kim**, Seoul (KR);
Min-Hyouk Bu, Seoul (KR);
Kyung-Soo Sun, Seoul (KR); **Kio Lee**,
Seoul (KR)

(73) Assignee: **SAMSUNG ELECTRONICS CO.,**
LTD. (KR)

(**) Term: **14 Years**

(21) Appl. No.: **29/491,347**

(22) Filed: **May 20, 2014**

(30) **Foreign Application Priority Data**

Nov. 20, 2013 (KR) 30-2013-0058370

(51) **LOC (10) Cl.** **15-05**

(52) **U.S. Cl.**
USPC **D32/18; D32/21**

(58) **Field of Classification Search**
USPC D32/1, 15-17, 21-22, 31, 34, 42, 45,
D32/18; D30/158
CPC A47L 5/24; A47L 5/362; A47L 15/28;
A47L 9/325; A47L 9/2857; A47L 9/1427;
A47L 15/14; A47L 9/2884; A47L 9/1666;
A47L 9/1683; A47L 9/1625; A47L 9/22;
A47L 11/34; A47L 1/06; A47L 5/28; B26B
19/44; B60S 3/002; F28G 3/166; B01D
50/002; B01D 45/12

See application file for complete search history.

(56) **References Cited**

U.S. PATENT DOCUMENTS

D215,874 S *	11/1969	Averitt	D32/18
6,216,314 B1 *	4/2001	Dangerfield	15/344
D474,867 S *	5/2003	Robinson	D32/18
D515,752 S *	2/2006	Rosenzweig	D32/18
D595,018 S *	6/2009	Hsu	D32/18
D636,954 S *	4/2011	Liu et al.	D32/22
D679,877 S *	4/2013	Crevling, Jr.	D32/18
D682,493 S *	5/2013	Erlich	D32/18
D685,542 S *	7/2013	Erlich et al.	D32/18
D729,471 S *	5/2015	Aglassinger	D32/18
D730,599 S *	5/2015	Uim	D32/18
D743,123 S *	11/2015	Chu	D32/18
D749,283 S *	2/2016	Kim	D32/18

* cited by examiner

Primary Examiner — Ruth McInroy

(74) *Attorney, Agent, or Firm* — Cantor Colburn LLP

(57) **CLAIM**

The ornamental design for a cleaner, as shown and described.

DESCRIPTION

FIG. 1 is a perspective view of a cleaner, showing our new design;
FIG. 2 is a front elevation view thereof;
FIG. 3 is a rear elevation view thereof;
FIG. 4 is a side elevation view thereof;
FIG. 5 is another side elevation view thereof;
FIG. 6 is a top plan view thereof; and,
FIG. 7 is a bottom plan view thereof.
The broken lines are for environmental purpose only and form no part of the claimed design.

1 Claim, 7 Drawing Sheets

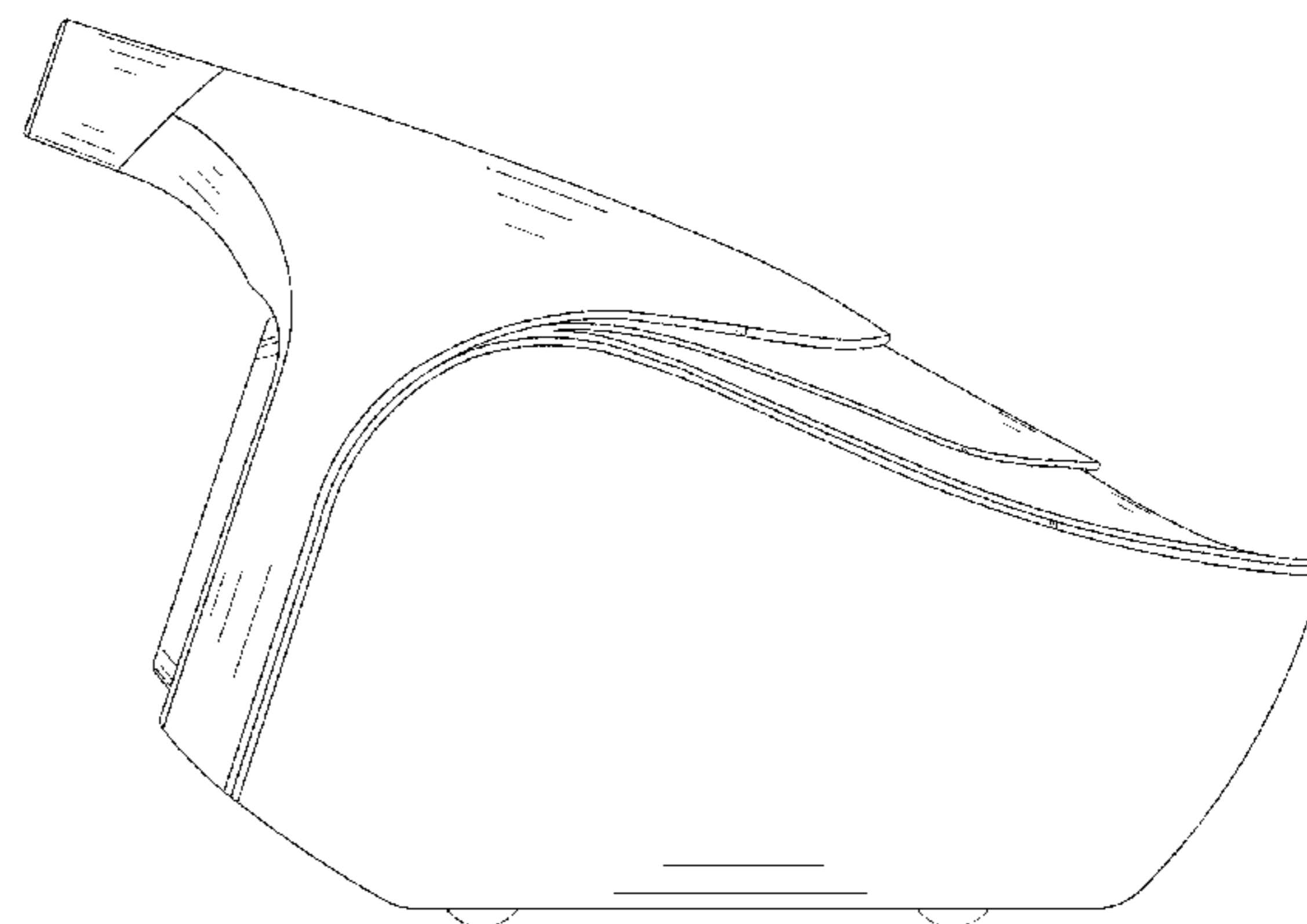
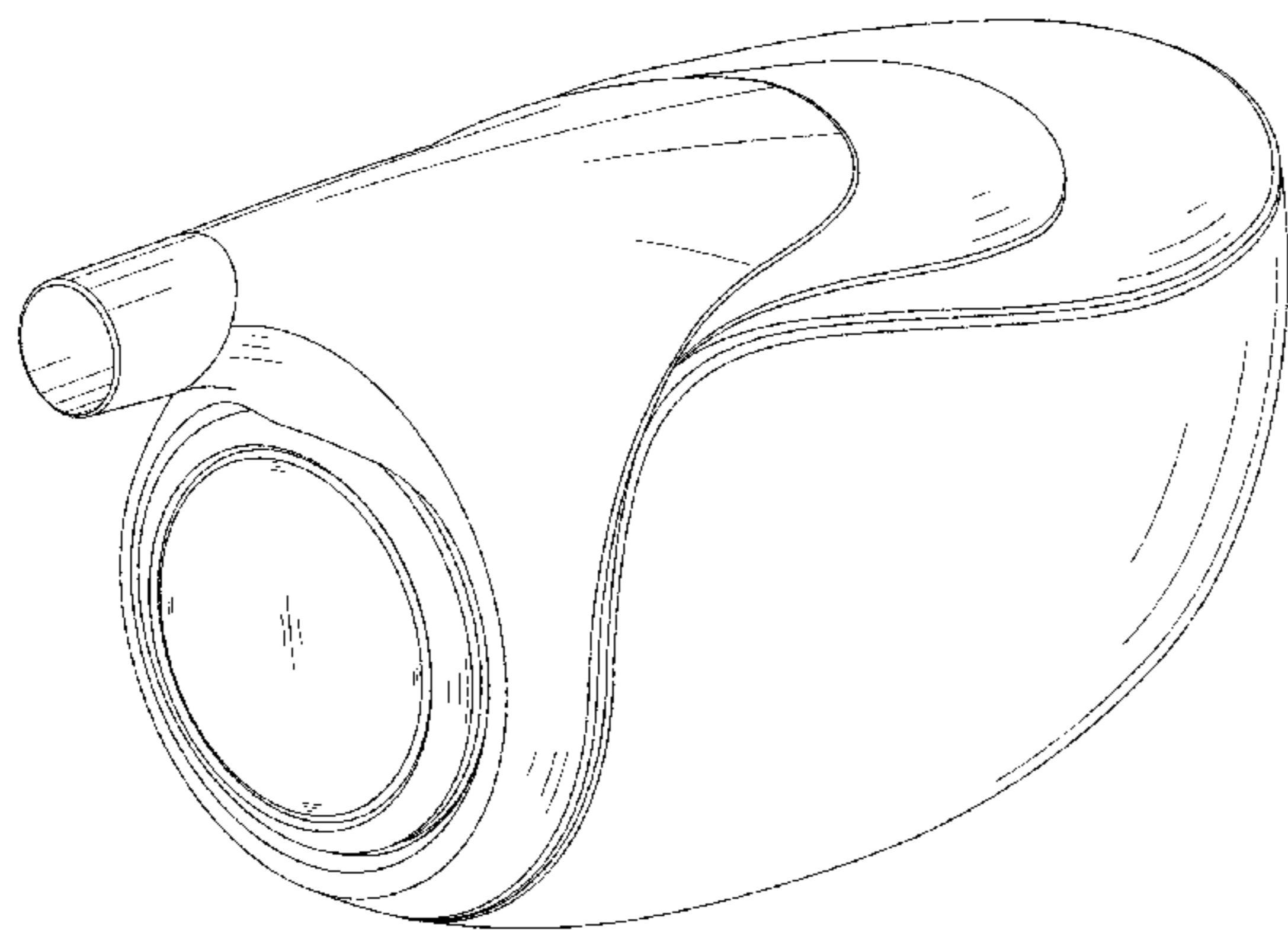


FIG. 1




FIG. 2

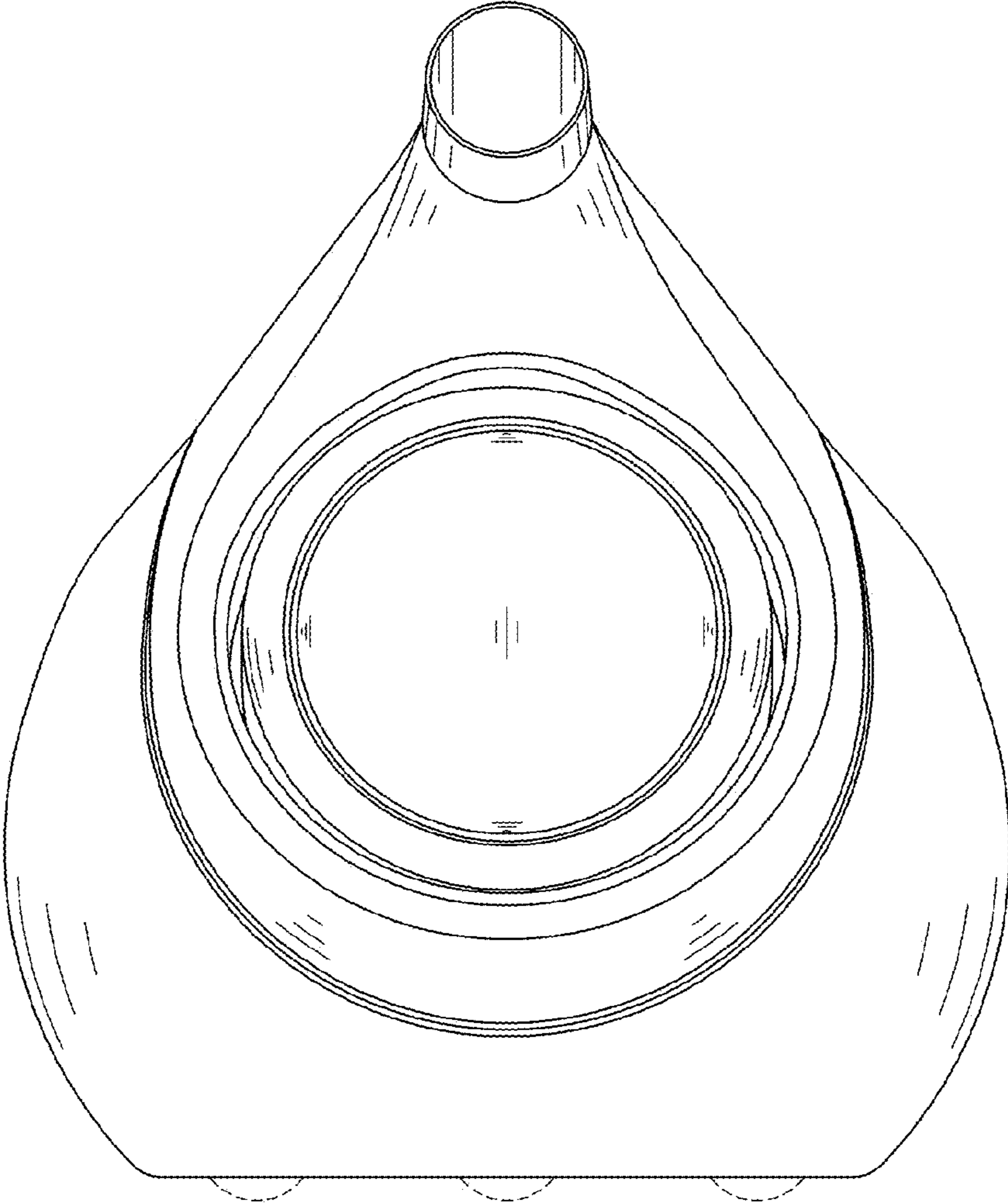


FIG. 3



FIG. 4

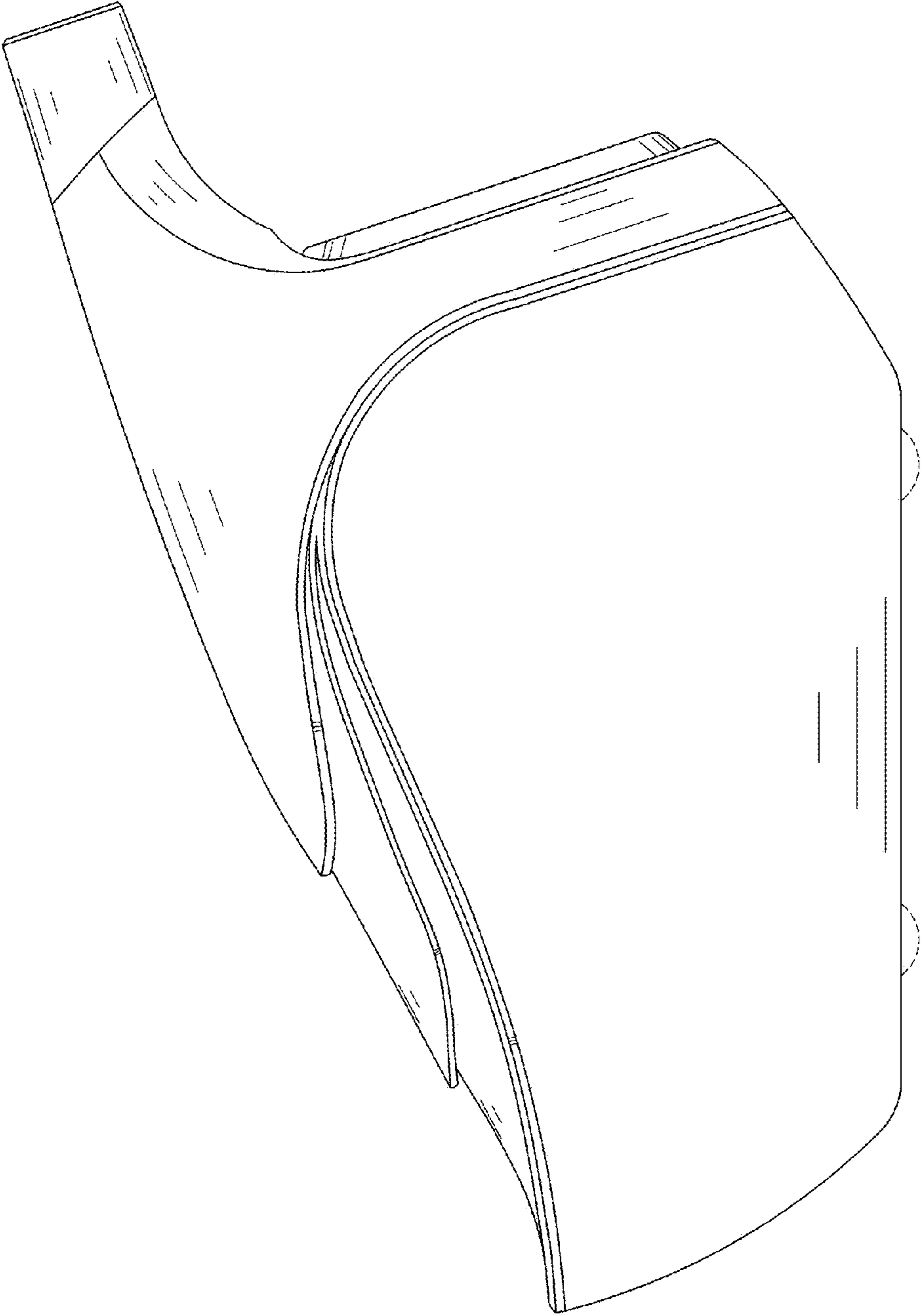


FIG. 5

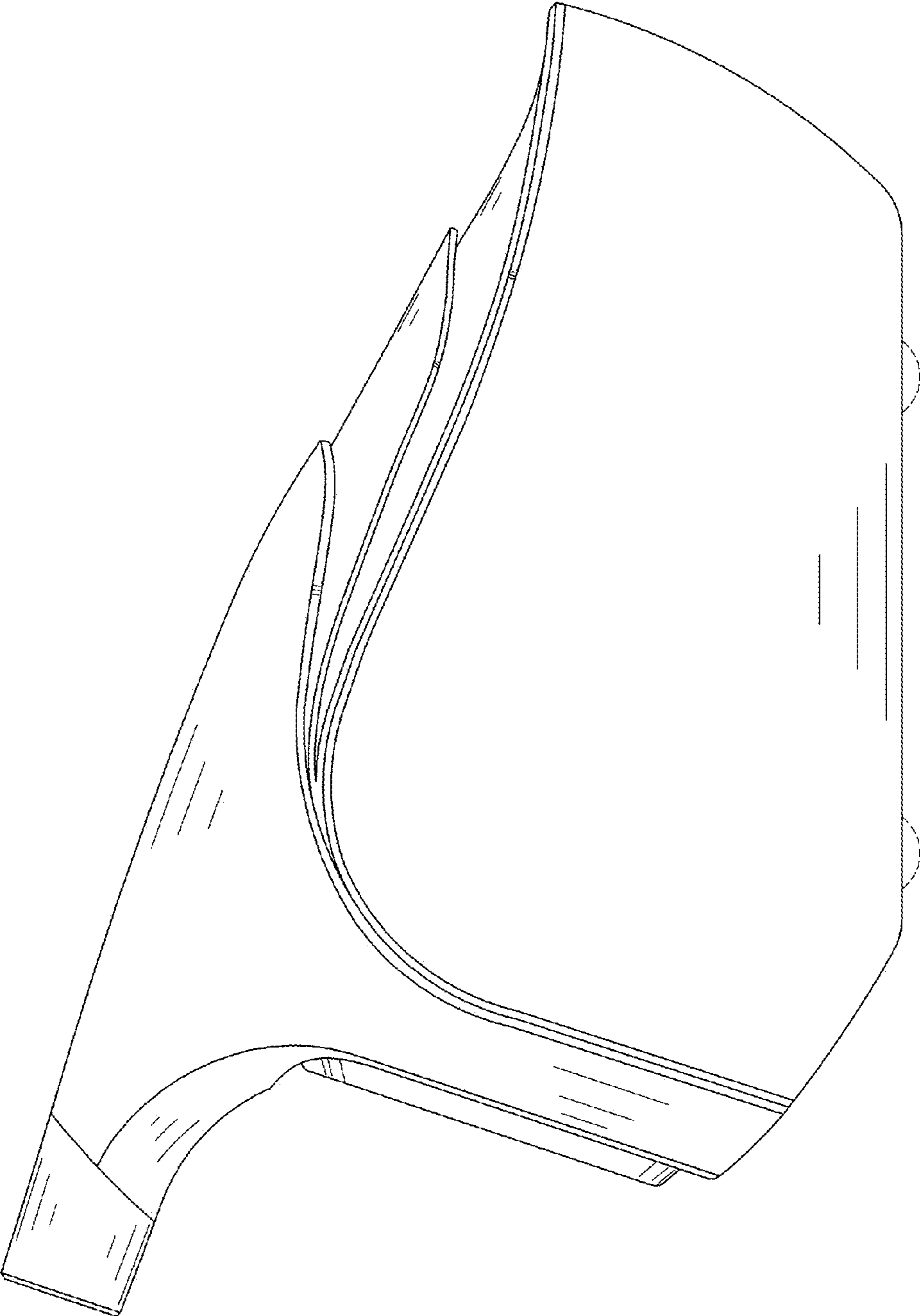


FIG. 6

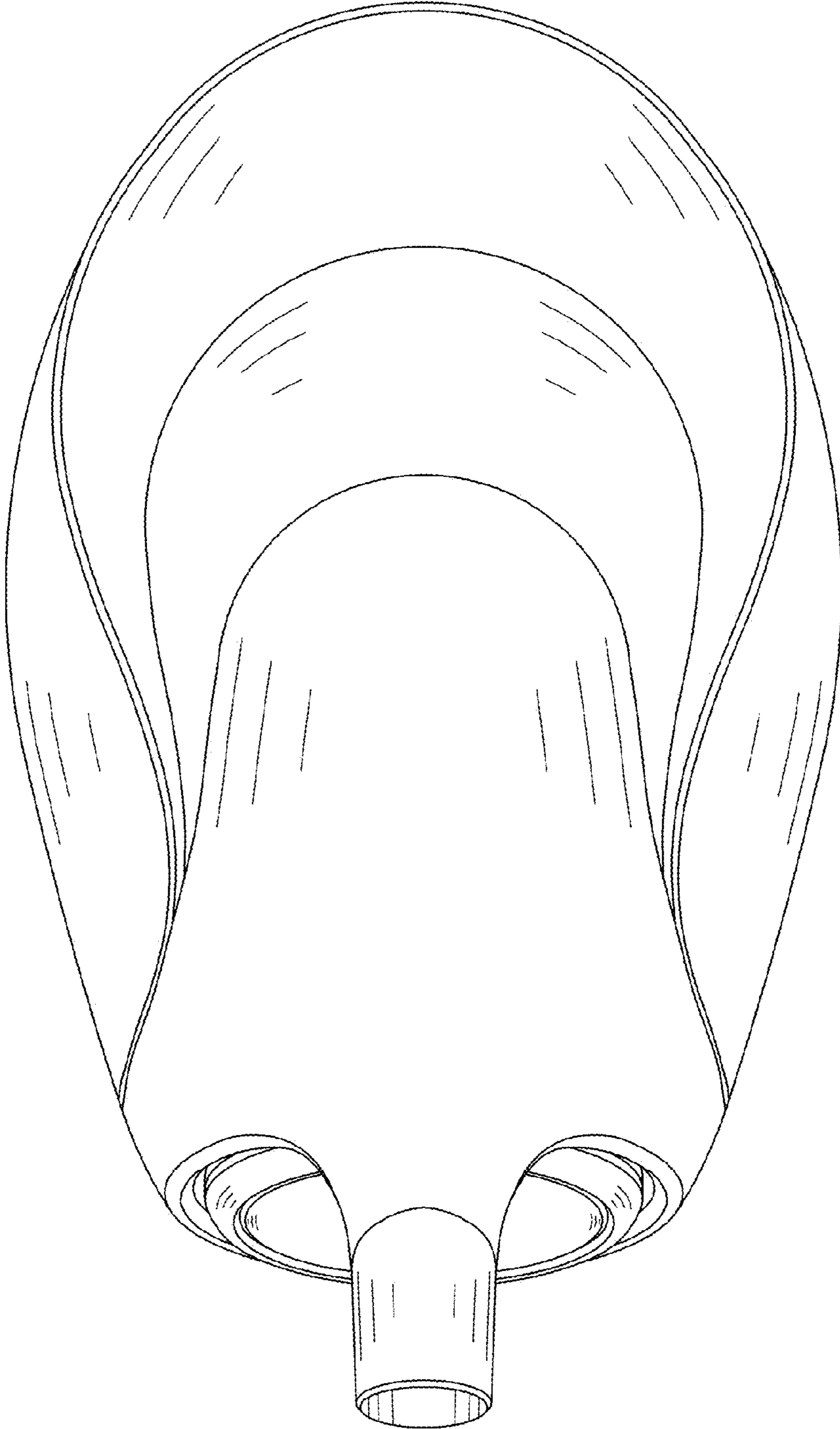


FIG. 7

