

US00D760962S

(12) **United States Design Patent**
Abbey et al.

(10) **Patent No.:** **US D760,962 S**
(45) **Date of Patent:** **** Jul. 5, 2016**

(54) **NECK PROTECTION DEVICE**

(71) Applicants: **Joshua D. Abbey**, Valley Stream, NY (US); **Raphael P. Davis**, Port Jefferson, NY (US); **Craig D. Robertson**, Port Jervis, NY (US)

(72) Inventors: **Joshua D. Abbey**, Valley Stream, NY (US); **Raphael P. Davis**, Port Jefferson, NY (US); **Craig D. Robertson**, Port Jervis, NY (US)

(**) Term: **14 Years**

(21) Appl. No.: **29/506,362**

(22) Filed: **Oct. 15, 2014**

(51) **LOC (10) Cl.** **29-02**

(52) **U.S. Cl.**
USPC **D29/101.2; D24/191**

(58) **Field of Classification Search**
USPC D24/190, 191; 2/60, 455, 468; 602/17, 602/18; D29/100, 101.2, 122
CPC ... A61F 5/055; A61F 5/05883; A42B 3/0473; A41D 13/0512; A63B 71/1291
See application file for complete search history.

(56) **References Cited**

U.S. PATENT DOCUMENTS

D329,508 S *	9/1992	Fair	D29/101.2
D329,925 S *	9/1992	Tilbury	D24/190
D382,965 S *	8/1997	Wagner	D29/108
D384,851 S *	10/1997	Heginbottom	D6/596
5,737,774 A *	4/1998	Petty-Saphon	A61F 7/02 2/44
D402,422 S *	12/1998	Ho	D29/122
D452,569 S *	12/2001	Bugarin	D24/190
D597,675 S *	8/2009	Eli	D24/181

D611,658 S *	3/2010	Manzo	D29/108
D657,497 S *	4/2012	Schiebl	D29/108
D657,916 S *	4/2012	Pelerin	D29/108
D658,813 S *	5/2012	Manzo	D29/108
D664,799 S *	8/2012	Schwingendorf	D6/601
8,291,521 B2 *	10/2012	Mazzarolo	A41D 13/0512 2/410
D674,560 S *	1/2013	Klotz	D29/122
8,439,042 B2 *	5/2013	Leatt	A61F 5/055 128/846
D712,556 S *	9/2014	Abbey	D24/191
D715,005 S *	10/2014	Schiebl	D29/122

* cited by examiner

Primary Examiner — Randall Gholson

(74) *Attorney, Agent, or Firm* — Sorell, Lenna & Schmidt, LLP

(57) **CLAIM**

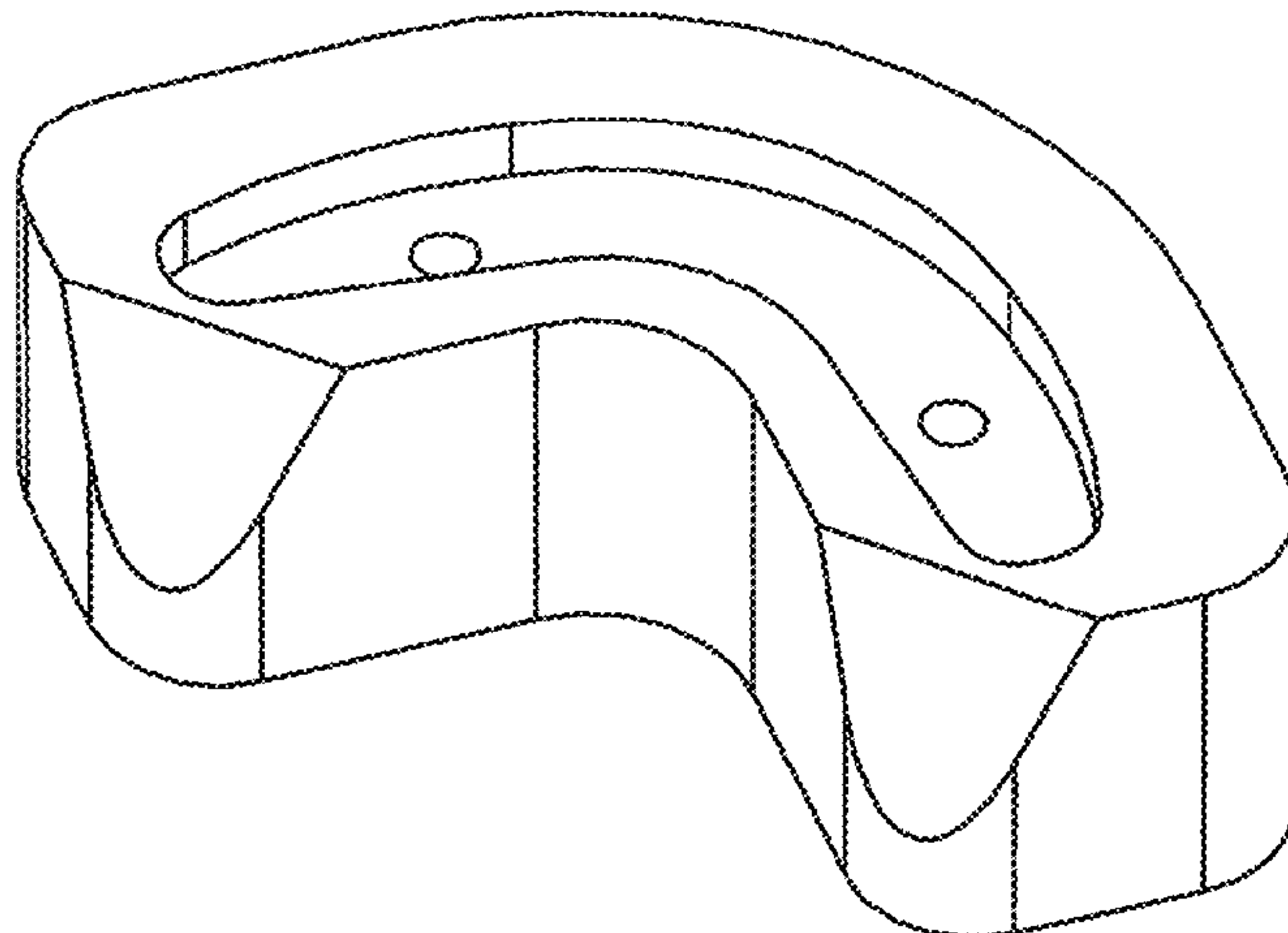
The ornamental design for a neck protection device, as shown and described.

DESCRIPTION

FIG. 1 is a perspective view of the neck protection device; FIG. 2 is a perspective view of the neck protection device; FIG. 3 is a front view of the neck protection device; FIG. 4 is a back view of the neck protection device; FIG. 5 is a top view of the neck protection device; FIG. 6 is a bottom view of the neck protection device; FIG. 7 is a side view of the neck protection device; FIG. 8 is a side view of the neck protection device; and, FIG. 9 is a side perspective view of the neck protection device disposed with a user body.

The broken line showing of human head, neck, user body, helmet, chin strap and uniform is for the purpose of illustrating environmental structure and forms no part of the claimed design.

1 Claim, 5 Drawing Sheets



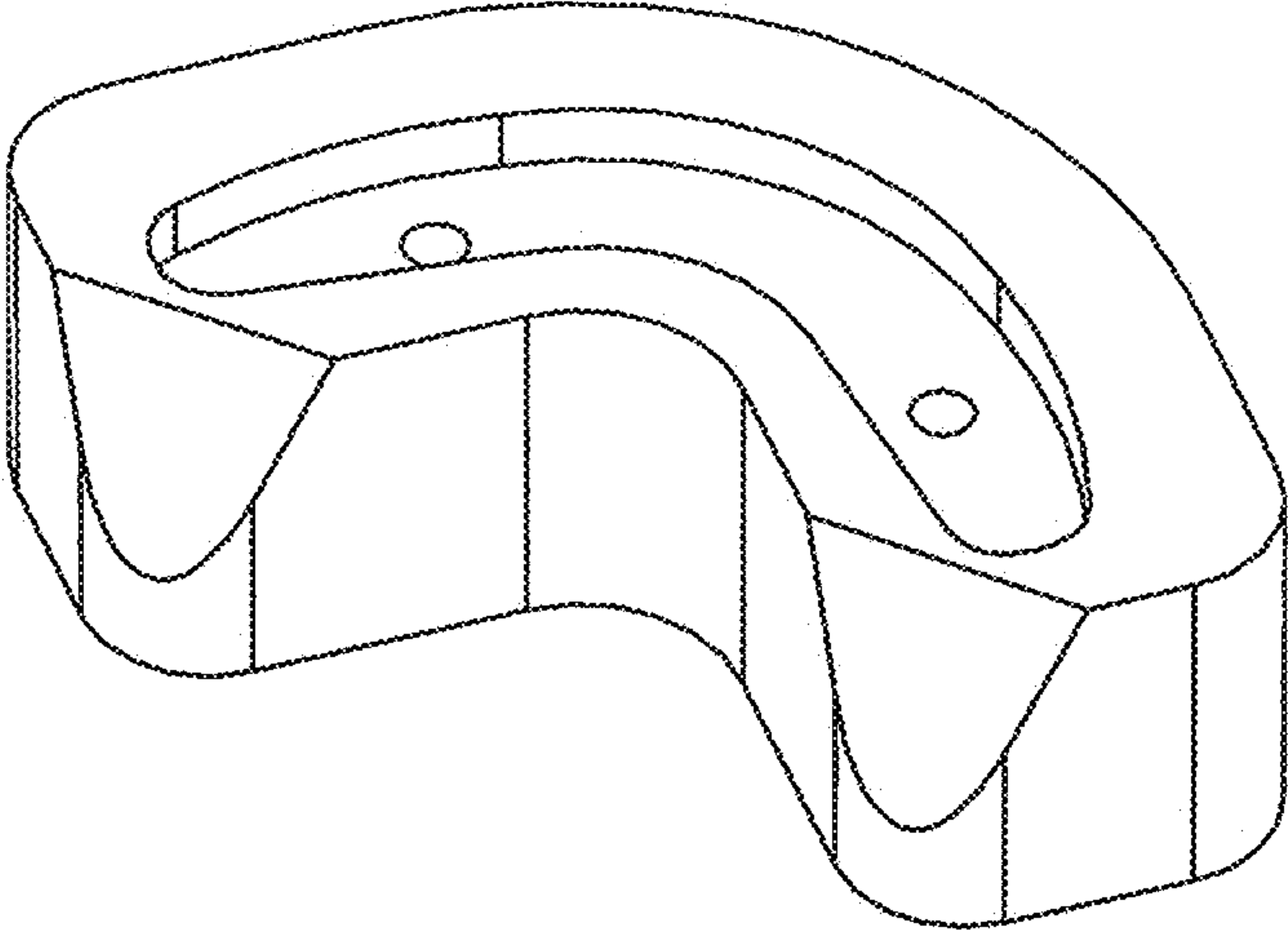


FIG. 1

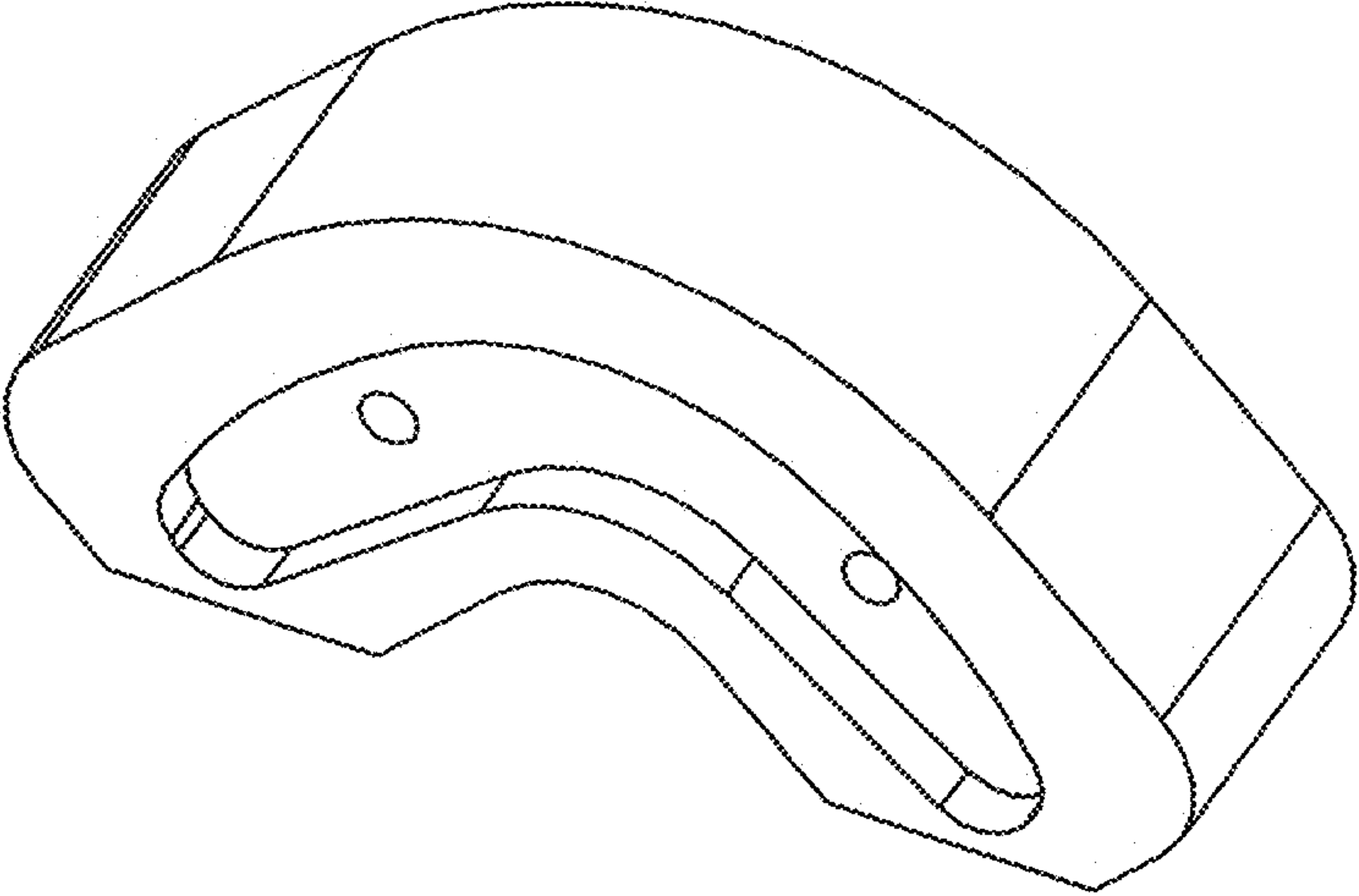


FIG. 2

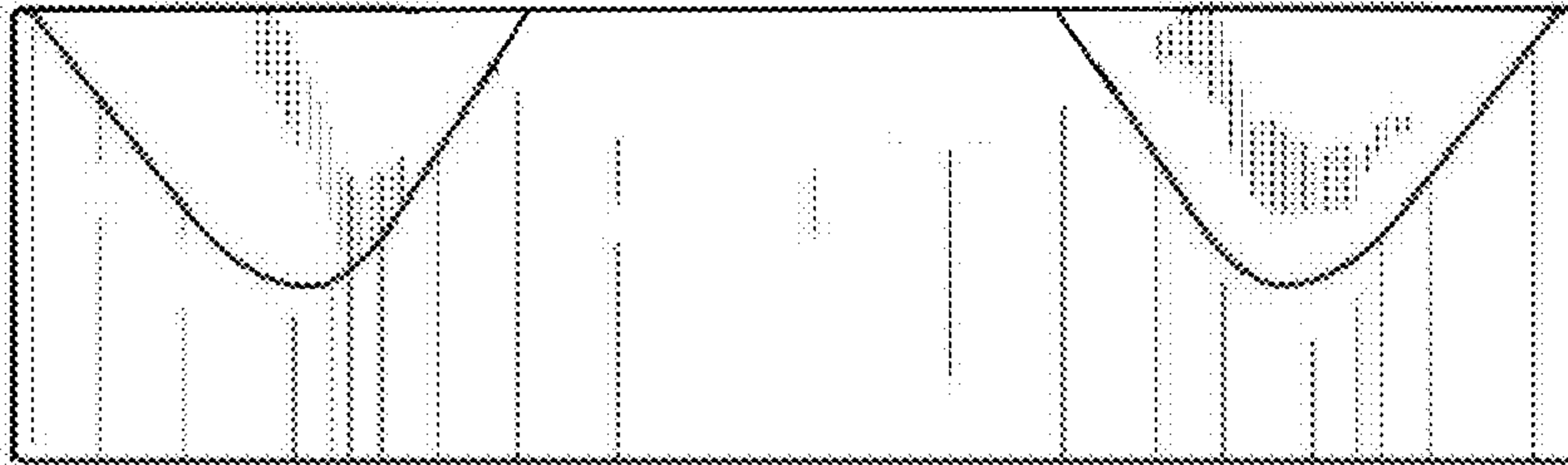


FIG. 3




FIG. 4

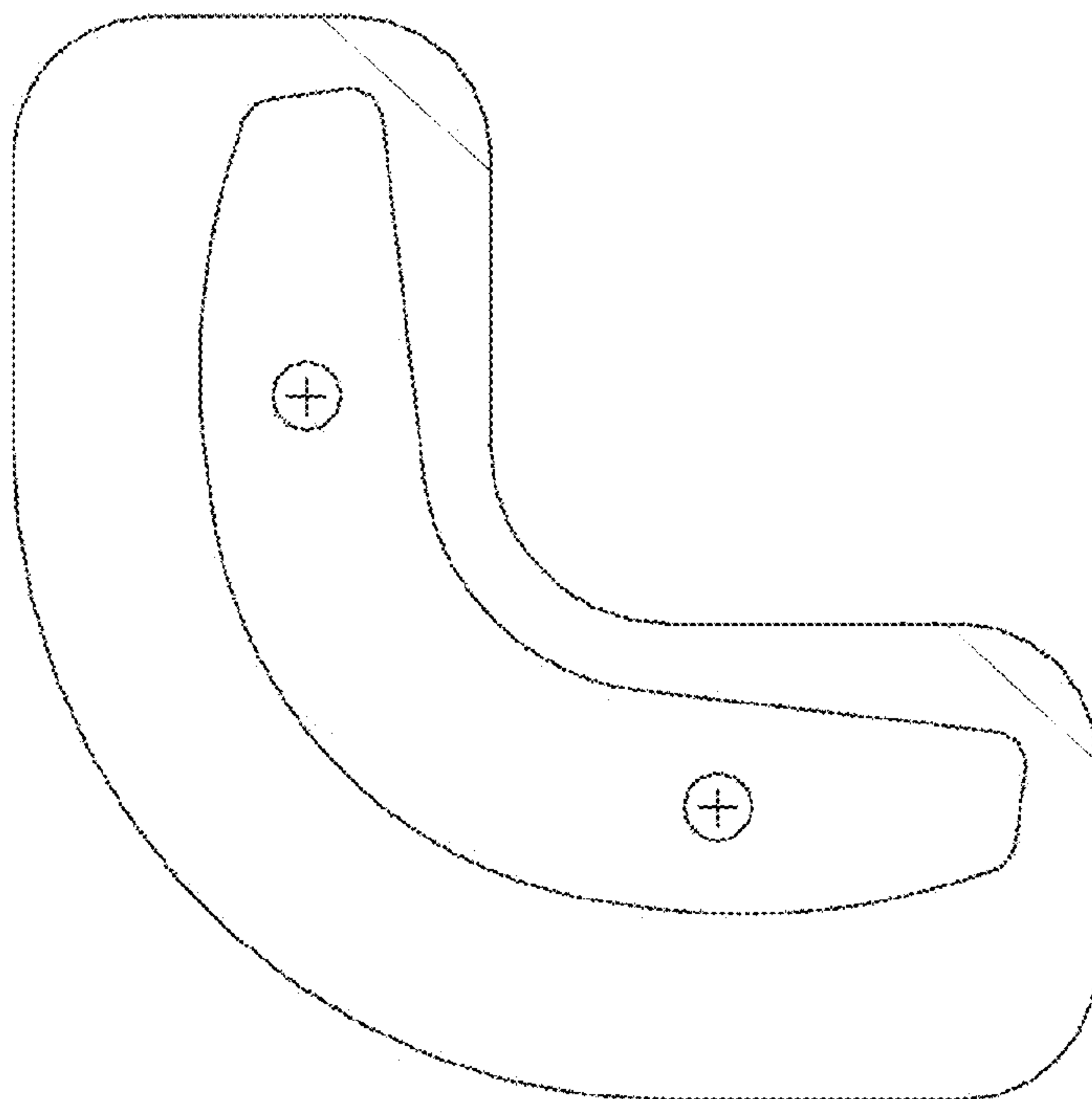


FIG. 5

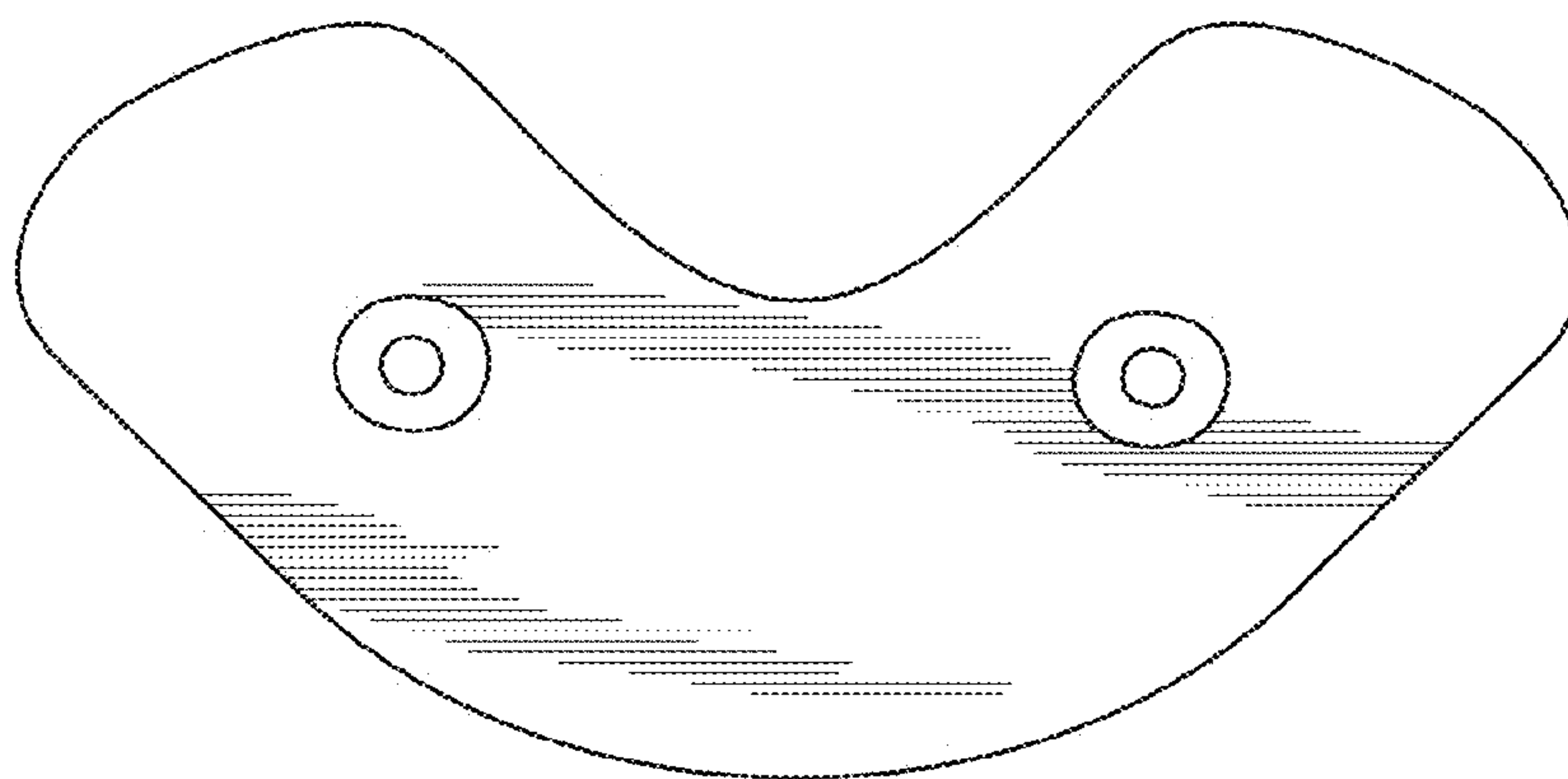


FIG. 6




FIG. 7




FIG. 8

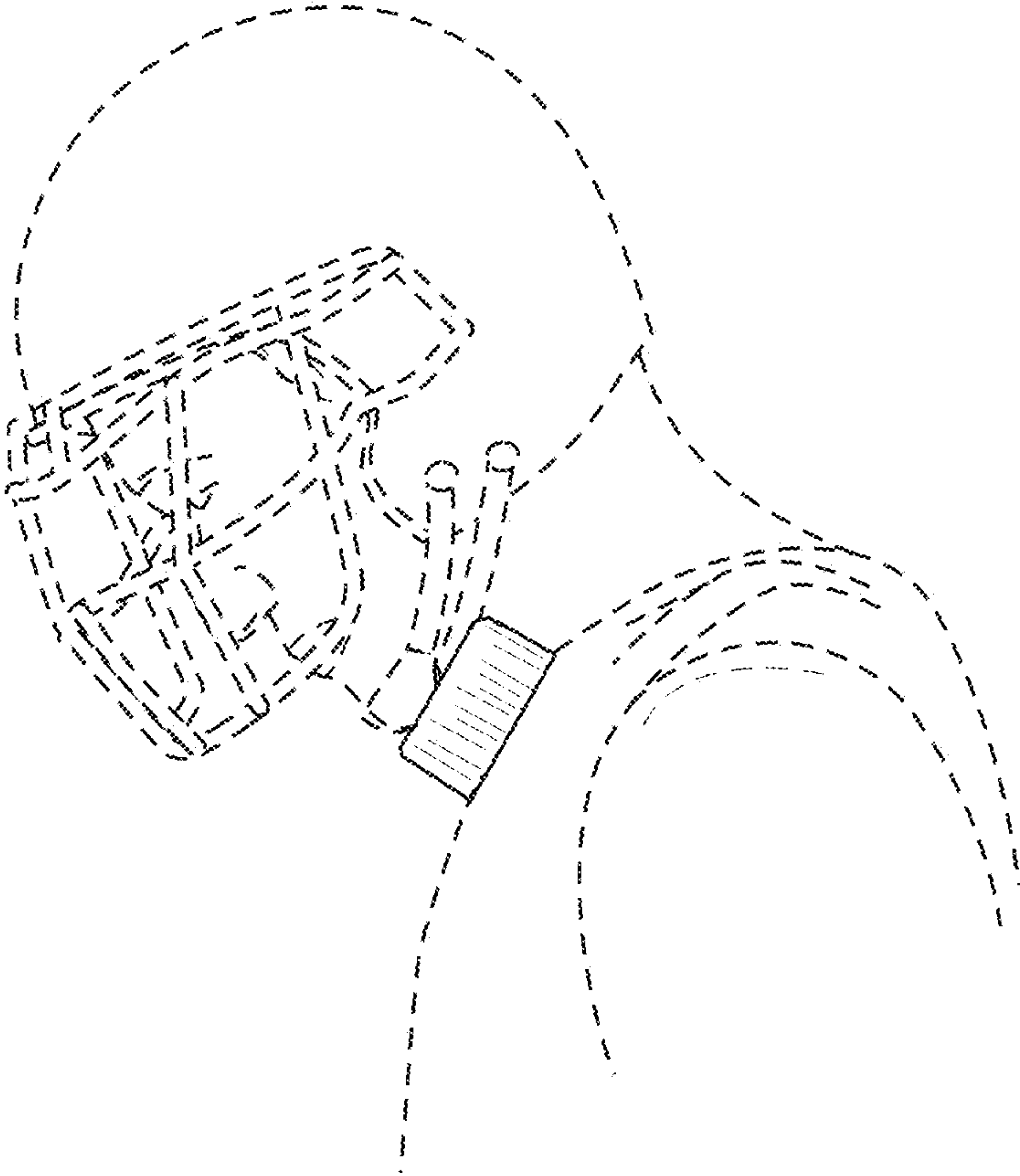


FIG. 9