



US00D760959S

(12) **United States Design Patent**
Xu

(10) **Patent No.:** **US D760,959 S**
(45) **Date of Patent:** **** Jul. 5, 2016**

- (54) **DENTAL FLOSSER**
- (71) Applicant: **Meng Xu**, Richmond (CA)
- (72) Inventor: **Meng Xu**, Richmond (CA)
- (**) Term: **14 Years**
- (21) Appl. No.: **29/516,003**
- (22) Filed: **Jan. 28, 2015**
- (51) **LOC (10) Cl.** **28-03**
- (52) **U.S. Cl.**
USPC **D28/66**
- (58) **Field of Classification Search**
USPC D28/31, 56, 65-68, 73; D24/152;
433/141, 146-147; 132/322-329
CPC A61C 15/04; A61C 15/00; A61C 15/02;
A61C 15/041; A61C 15/042; A61C 15/043;
A61C 15/045; A61C 15/046; A61C 15/047;
A61C 15/048
See application file for complete search history.

D545,499 S *	6/2007	Xu	D28/65
D578,254 S *	10/2008	Grendol	D28/66
D629,970 S *	12/2010	Volpenhein	D28/68
D649,713 S *	11/2011	Kollar	D28/66
D655,456 S *	3/2012	Nanda	D28/66
D681,879 S *	5/2013	Stabila	D28/66

* cited by examiner

Primary Examiner — Zenia Bennett

(56) **References Cited**

U.S. PATENT DOCUMENTS

D481,829 S *	11/2003	Gwen	D28/68
D532,160 S *	11/2006	Jansheski	D28/68
D532,934 S *	11/2006	Crossman	D28/65

(57) **CLAIM**

The ornamental design for a dental flosser, as shown and described.

DESCRIPTION

FIG. 1 is a front elevational view of a dental flosser showing my new design;
 FIG. 2 is a rear elevational view thereof;
 FIG. 3 is a top view thereof;
 FIG. 4 is a bottom view thereof;
 FIG. 5 is a right side view thereof;
 FIG. 6 is a left side view thereof; and,
 FIG. 7 is a perspective view thereof.
 The handle of the dental flosser has a depressed region on either side, as shown in the Figures.

1 Claim, 7 Drawing Sheets

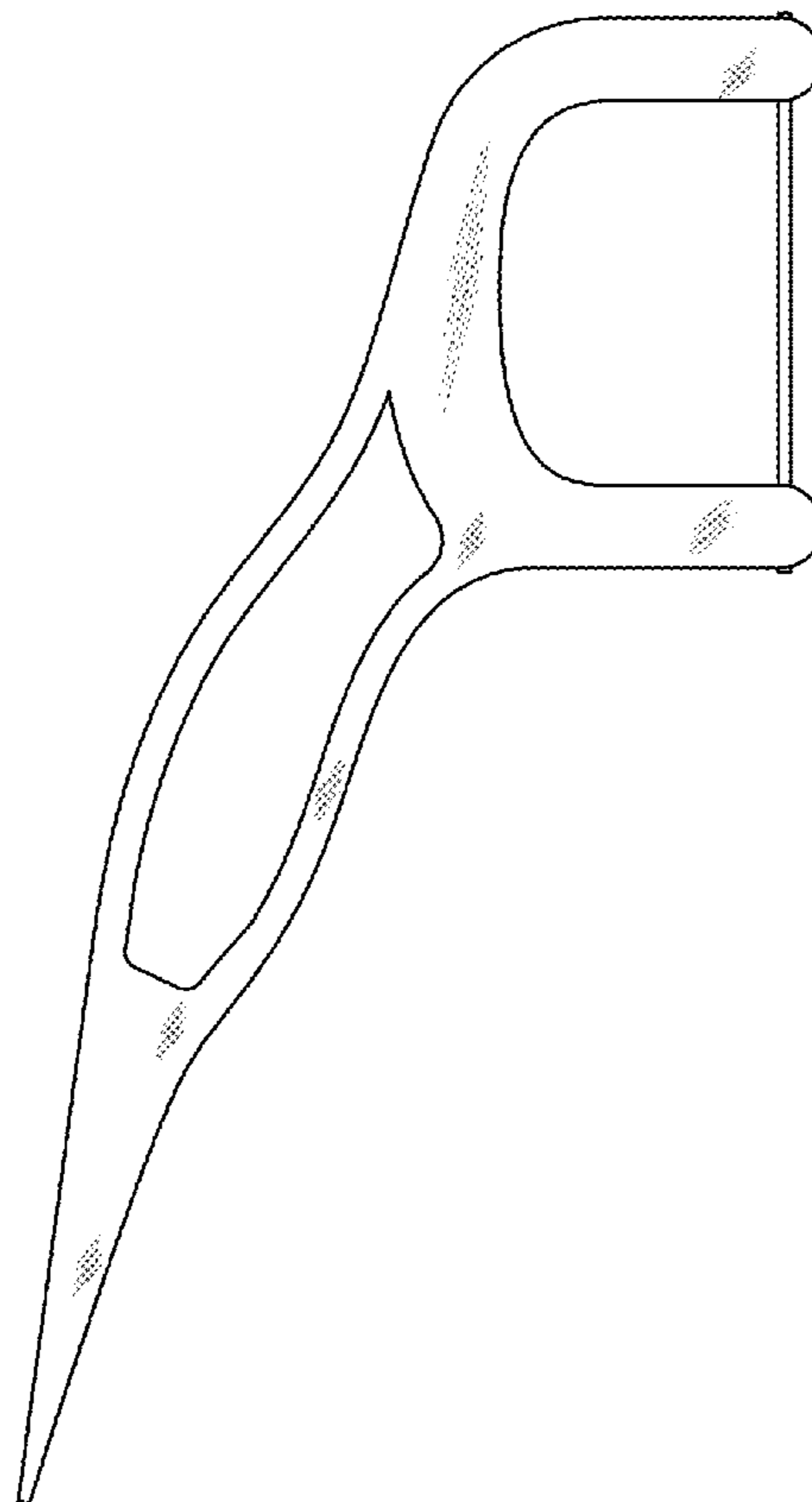




FIG. 1



FIG.2



FIG.3



FIG.4

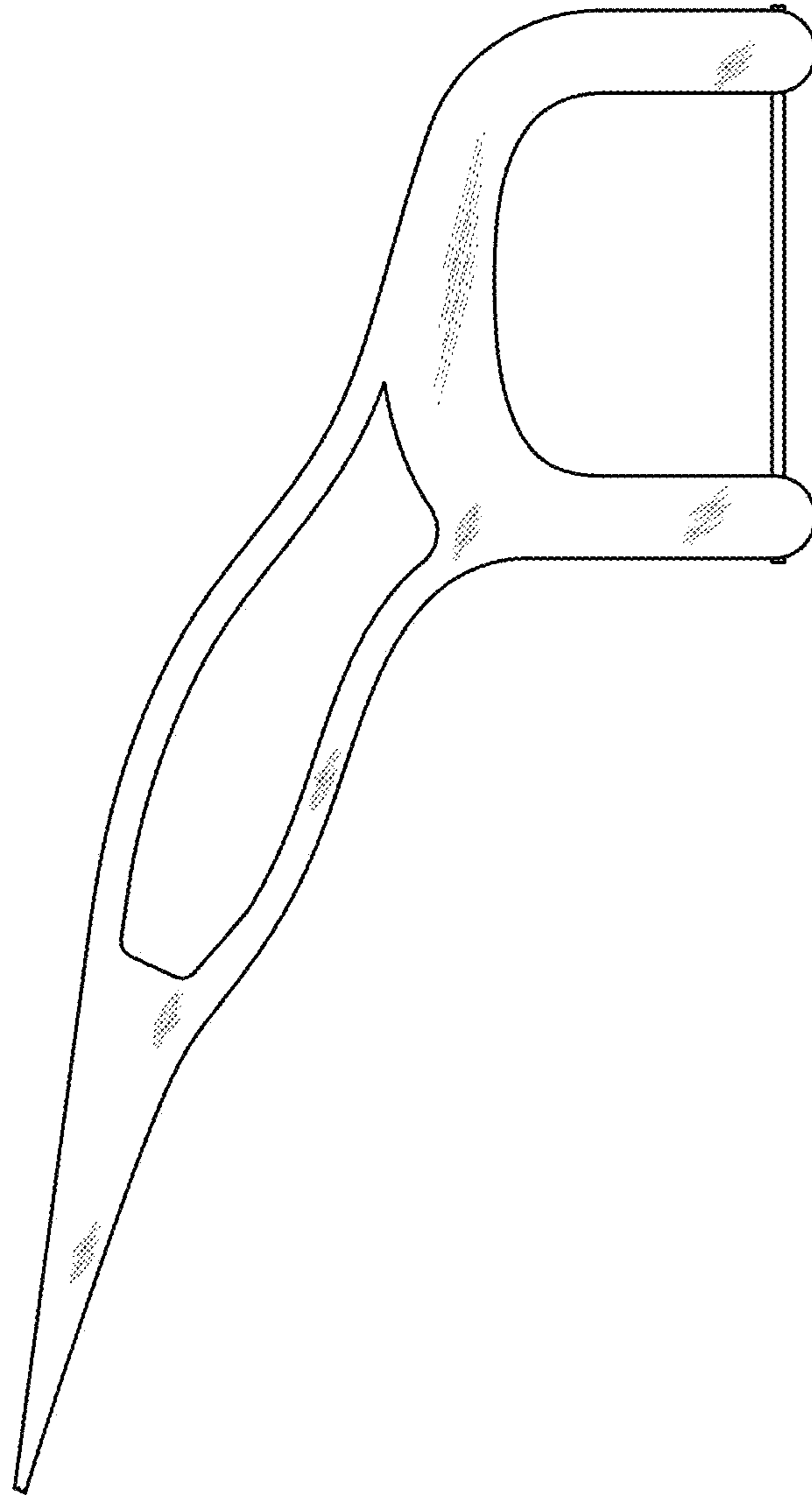


FIG.5

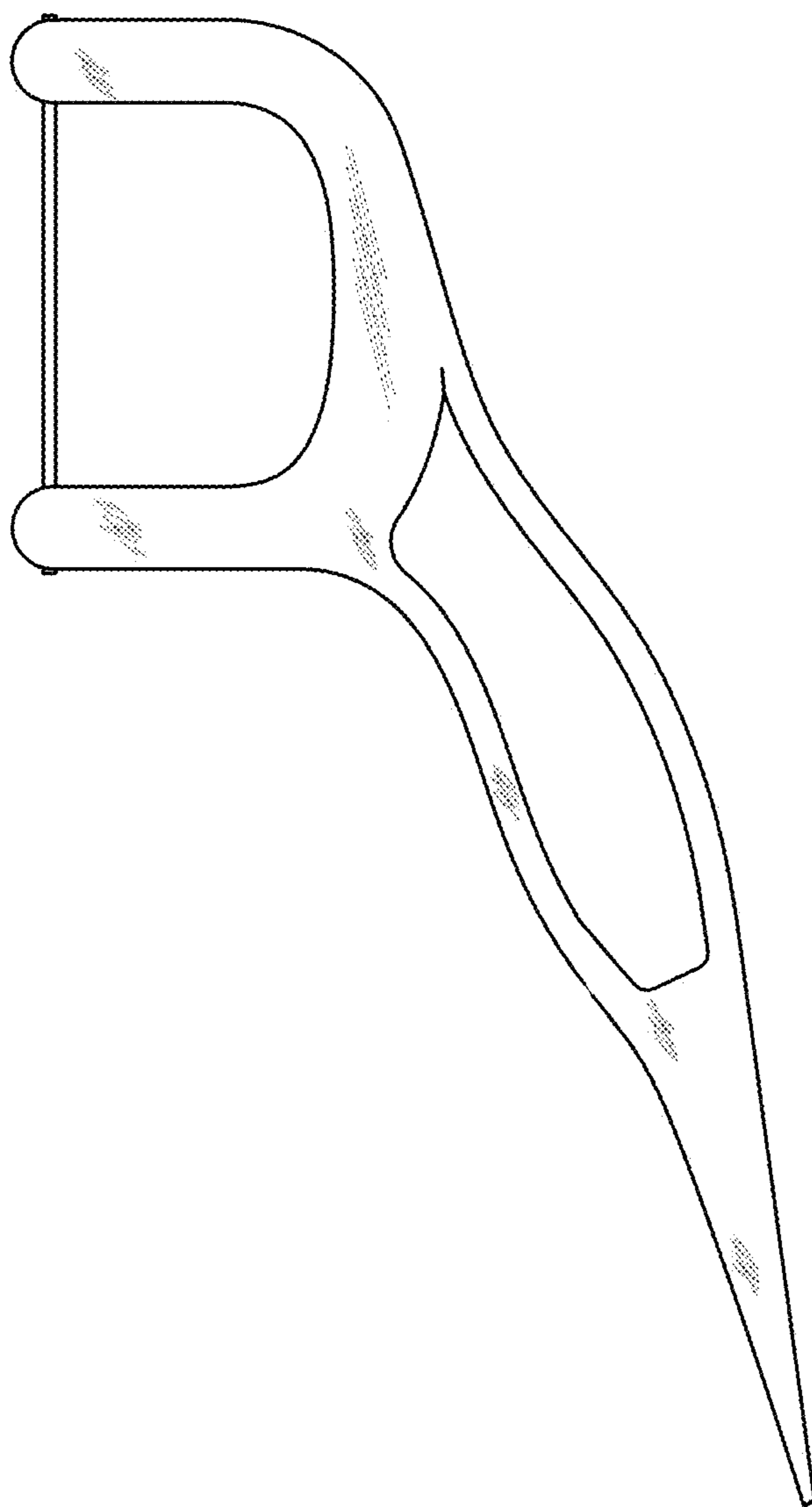


FIG.6

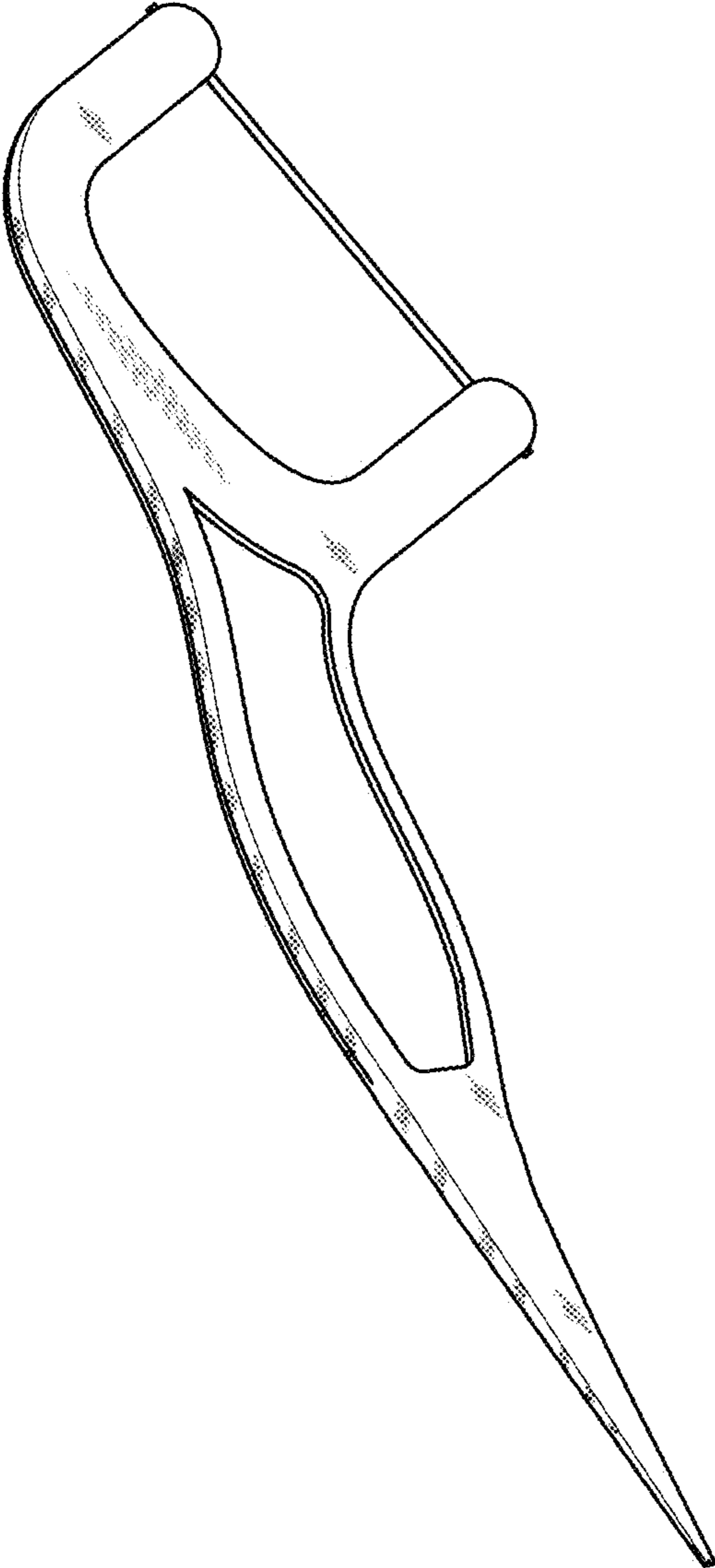


FIG. 7