



US00D760958S

(12) **United States Design Patent**
Xu

(10) **Patent No.:** **US D760,958 S**
(45) **Date of Patent:** **** Jul. 5, 2016**

(54) **DENTAL FLOSSER**

(71) Applicant: **Meng Xu**, Richmond (CA)

(72) Inventor: **Meng Xu**, Richmond (CA)

(**) Term: **14 Years**

(21) Appl. No.: **29/516,000**

(22) Filed: **Jan. 28, 2015**

(51) **LOC (10) Cl.** **28-03**

(52) **U.S. Cl.**
USPC **D28/66**

(58) **Field of Classification Search**
USPC D28/31, 56, 65-68, 73; D24/152;
433/141, 146-147; 132/322-329
CPC A61C 15/04; A61C 15/00; A61C 15/02;
A61C 15/041; A61C 15/042; A61C 15/043;
A61C 15/045; A61C 15/046; A61C 15/047;
A61C 15/048

See application file for complete search history.

(56) **References Cited**

U.S. PATENT DOCUMENTS

- D481,829 S * 11/2003 Gwen D28/68
- D532,160 S * 11/2006 Jansheski D28/68
- D532,934 S * 11/2006 Crossman D28/65

- D545,499 S * 6/2007 Xu D28/65
- D578,254 S * 10/2008 Grendol D28/66
- D629,970 S * 12/2010 Volpenhein D28/68
- D649,713 S * 11/2011 Kollar D28/66
- D655,456 S * 3/2012 Nanda D28/66
- D681,879 S * 5/2013 Stebila D28/66

* cited by examiner

Primary Examiner — Zenia Bennett

(57) **CLAIM**

The ornamental design for a dental flosser, as shown and described.

DESCRIPTION

FIG. 1 is a front elevational view of a dental flosser showing my new design;
 FIG. 2 is a rear elevational view thereof;
 FIG. 3 is a top view thereof;
 FIG. 4 is a bottom view thereof;
 FIG. 5 is a right side view thereof;
 FIG. 6 is a left side view thereof; and,
 FIG. 7 is a perspective view thereof.
 The handle of the dental flosser has three hollow regions, as shown in the Figures.

1 Claim, 7 Drawing Sheets

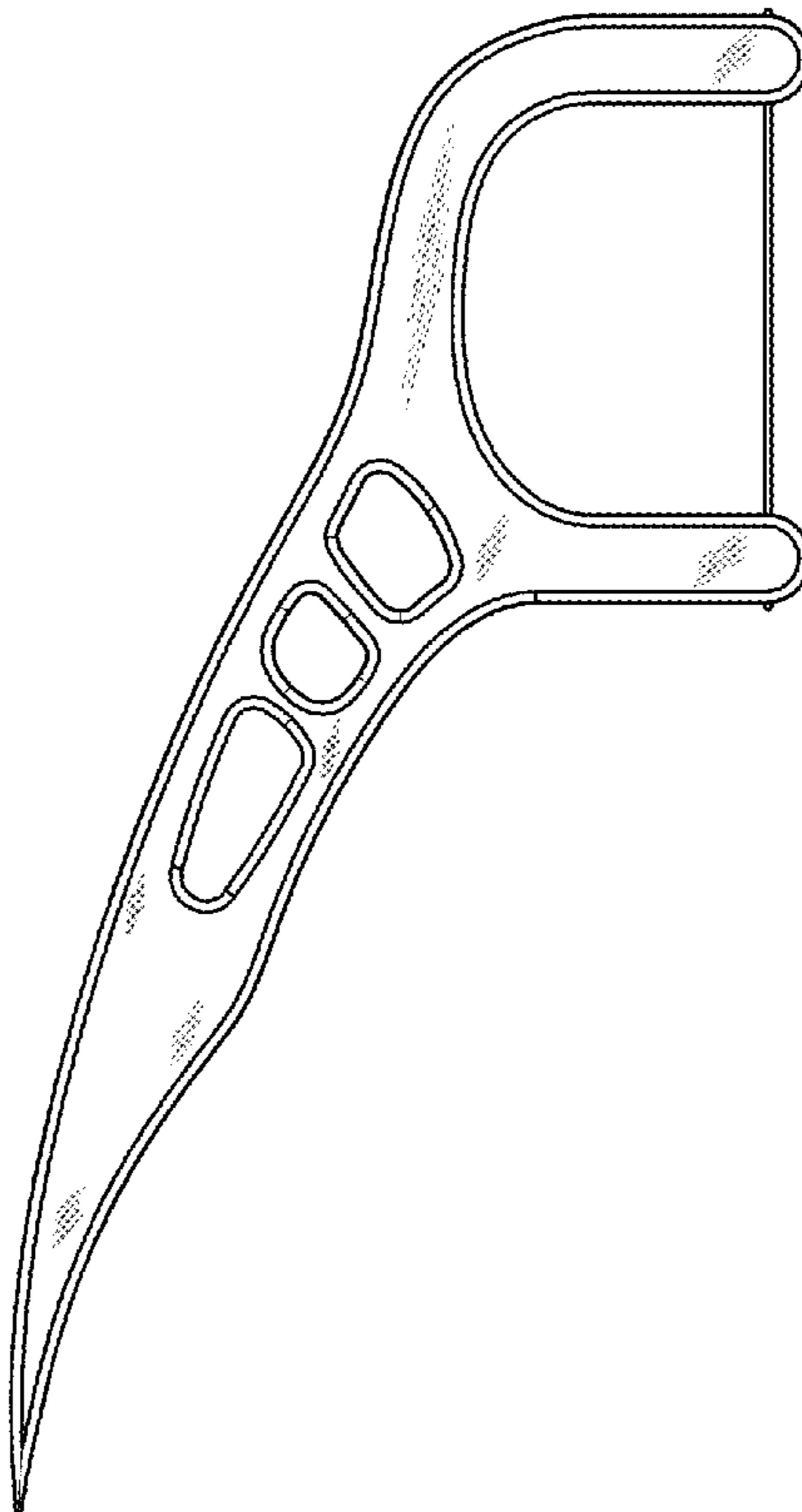




FIG. 1



FIG.2



FIG.3

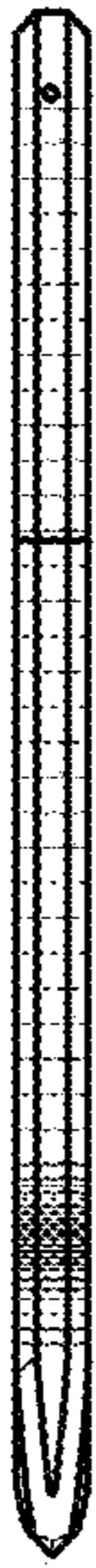


FIG.4

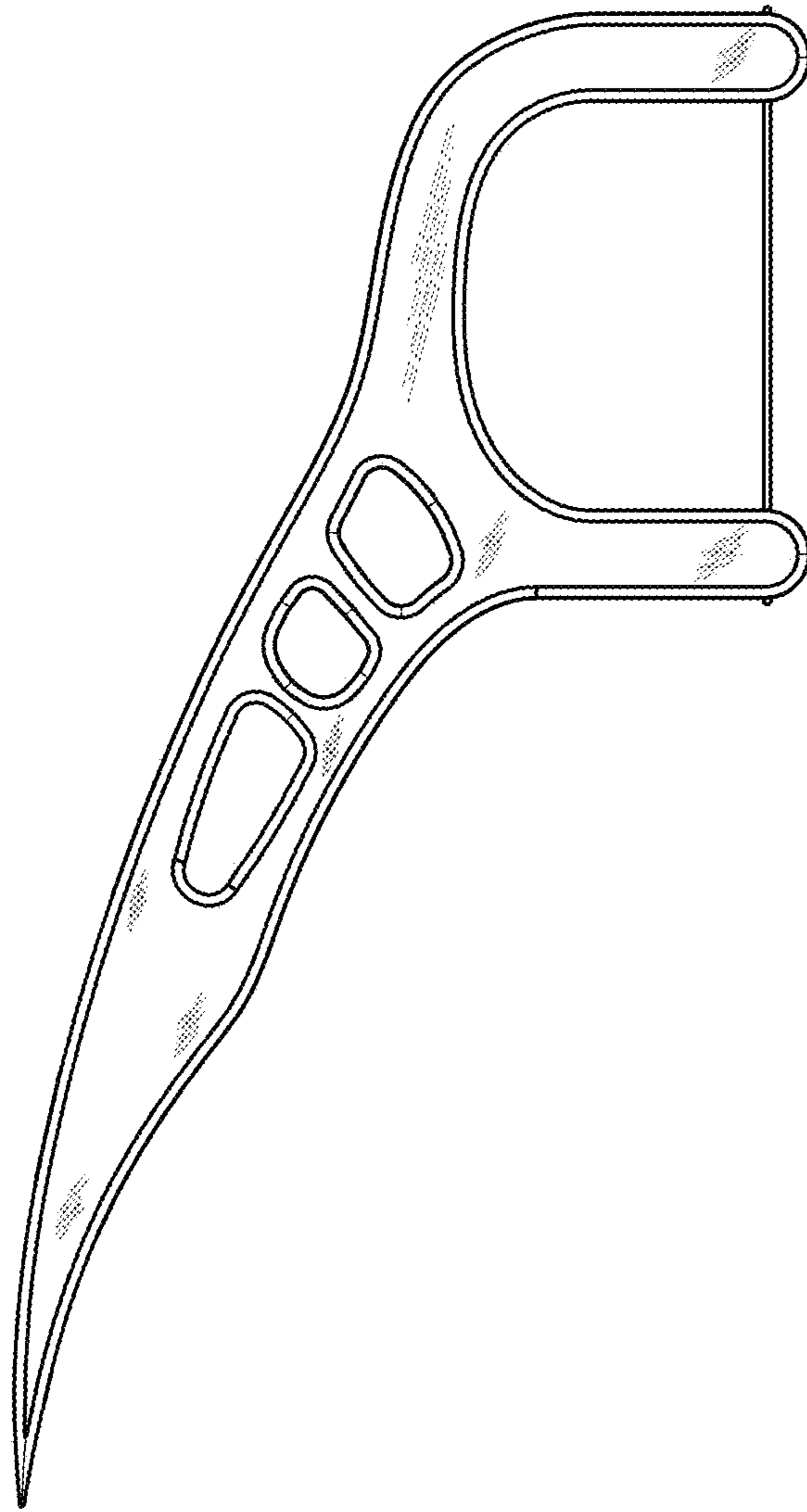


FIG.5

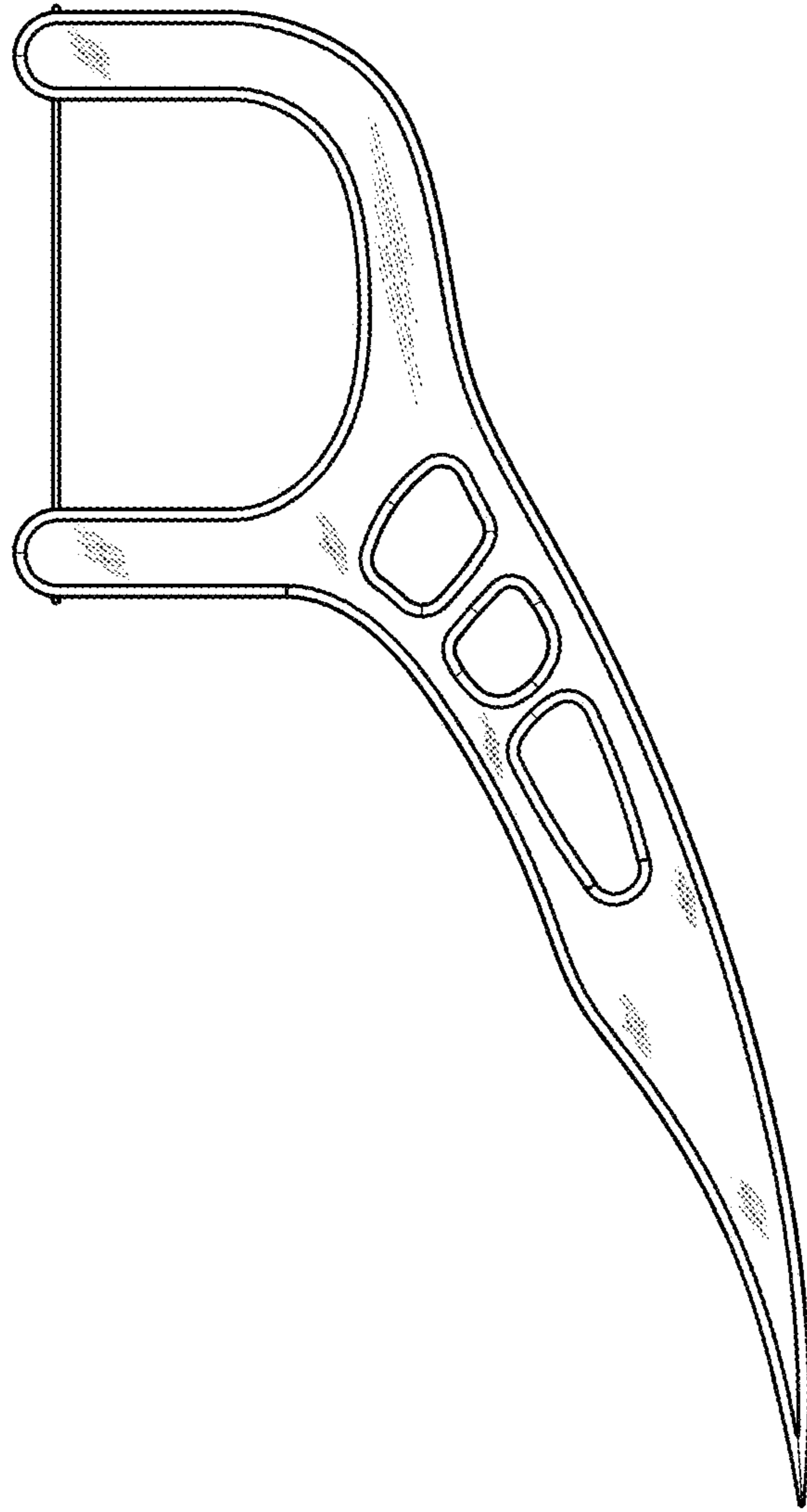


FIG.6

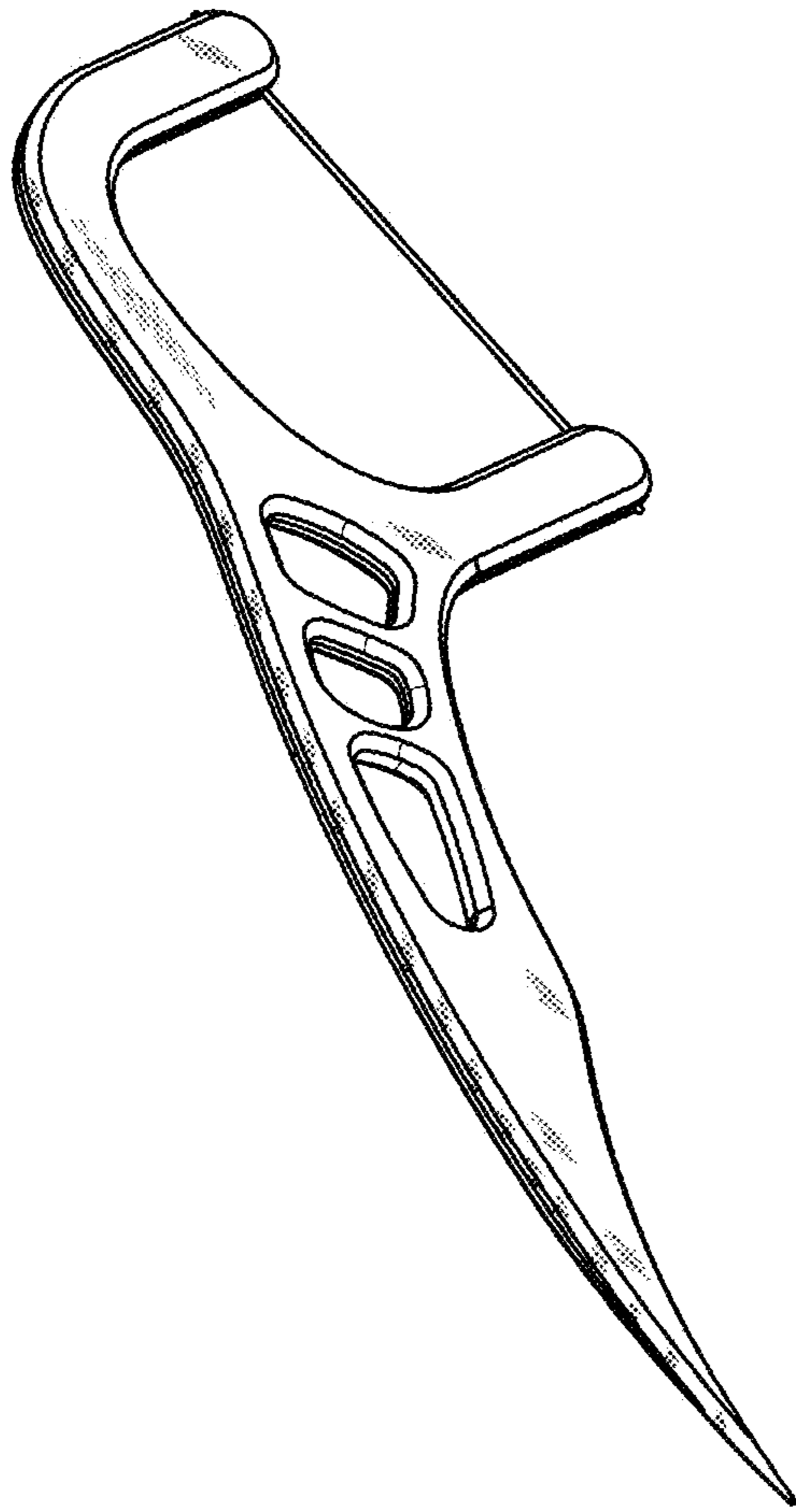


FIG.7