

US00D760956S

(12) **United States Design Patent**
Horvath

(10) **Patent No.:** **US D760,956 S**
(45) **Date of Patent:** **** Jul. 5, 2016**

(54) **HAND PLATE**

(71) Applicant: **O P I Products, Inc.**, North Hollywood, CA (US)

(72) Inventor: **Gavril Horvath**, Tarzana, CA (US)

(73) Assignee: **O P I Products, Inc.**, North Hollywood, CA (US)

(**) Term: **15 Years**

(21) Appl. No.: **29/529,122**

(22) Filed: **Jun. 3, 2015**

(51) **LOC (10) Cl.** **28-03**

(52) **U.S. Cl.**
USPC **D28/61**

(58) **Field of Classification Search**
USPC D28/61, 56, 57, 58, 62
CPC A45D 44/00; A45D 29/00; A45D 29/20;
A45D 29/22
See application file for complete search history.

(56) **References Cited**

U.S. PATENT DOCUMENTS

- 2,169,990 A * 8/1939 Preve A45D 29/00
132/73
- D131,311 S * 2/1942 Sutton 132/73
- D142,327 S * 8/1945 Mcpharlin 132/73
- 2,393,371 A * 1/1946 Harris A45D 44/005
132/73
- 2,477,921 A * 8/1949 Batton A45D 29/20
132/314
- D155,435 S * 10/1949 Mangold 132/73
- D156,303 S * 11/1949 Wheeler 132/73
- D158,223 S * 4/1950 Schubert et al. 132/73
- D161,667 S * 1/1951 Westmore 132/73.5
- 2,561,001 A * 7/1951 Ward A45D 29/00
132/73
- 2,580,981 A * 1/1952 Webster A45D 29/00
132/73
- D167,672 S * 9/1952 Blackburn D28/61
- 2,816,556 A * 12/1957 Weber A45D 29/22
132/75

- D189,175 S * 11/1960 McCarty D28/61
- D239,661 S * 4/1976 Goergen D28/61
- D262,065 S * 11/1981 Holman D28/61
- 4,441,487 A * 4/1984 Daugherty A61H 23/0218
132/73
- D278,367 S * 4/1985 Sussman D28/61
- D293,137 S * 12/1987 Loerop D28/61
- D300,066 S * 2/1989 Spradley D28/61
- D348,482 S * 7/1994 Cherry D19/59
- D367,948 S * 3/1996 Hsu D19/77
- D372,558 S * 8/1996 Schonhorn D28/61
- D376,671 S * 12/1996 Schonhorn D28/61
- 5,842,483 A * 12/1998 Timko A45D 29/22
132/73
- D440,712 S * 4/2001 Lu D28/61
- D443,112 S * 5/2001 Lu D28/56
- D446,353 S * 8/2001 Crary D28/61
- D473,018 S * 4/2003 Ford D28/56
- 6,695,800 B1 * 2/2004 Gary A45D 29/00
132/74.5
- D493,574 S * 7/2004 Cheeks D28/61
- D551,803 S * 9/2007 Durante D28/61
- D734,545 S * 7/2015 Cantu D28/57
- D734,546 S * 7/2015 Baker D28/57

(Continued)

Primary Examiner — Jennifer Rivard

(74) *Attorney, Agent, or Firm* — Blakely Sokoloff Taylor & Zafman LLP

(57) **CLAIM**

The ornamental design for the hand plate, as shown and described.

DESCRIPTION

FIG. 1 is a top front perspective view illustrating my new design.

FIG. 2 is a top plan view thereof.

FIG. 3 is a bottom plan view thereof.

FIG. 4 is a side elevation view thereof.

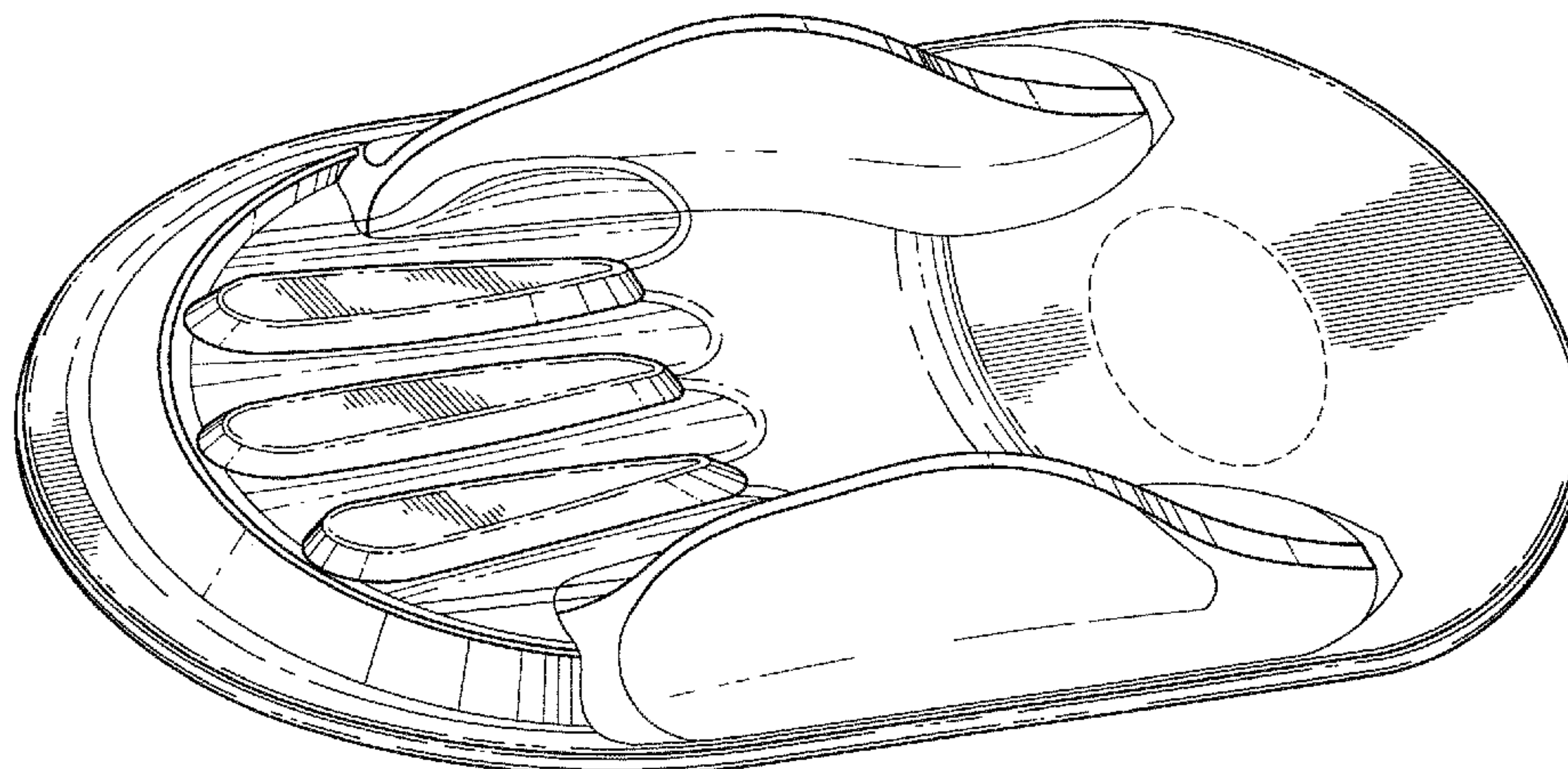
FIG. 5 is a side elevation view from the opposite side thereof.

FIG. 6 is a front elevation view thereof; and,

FIG. 7 is a rear elevation view thereof.

The broken lines shown in the drawings illustrate a portion of the hand plate and form no part of the claimed design.

1 Claim, 5 Drawing Sheets



US D760,956 S

Page 2

(56)

References Cited

2015/0201731 A1* 7/2015 Le A45D 29/22
132/73

U.S. PATENT DOCUMENTS

2015/0107615 A1* 4/2015 Houlder A45D 29/22
132/73

* cited by examiner

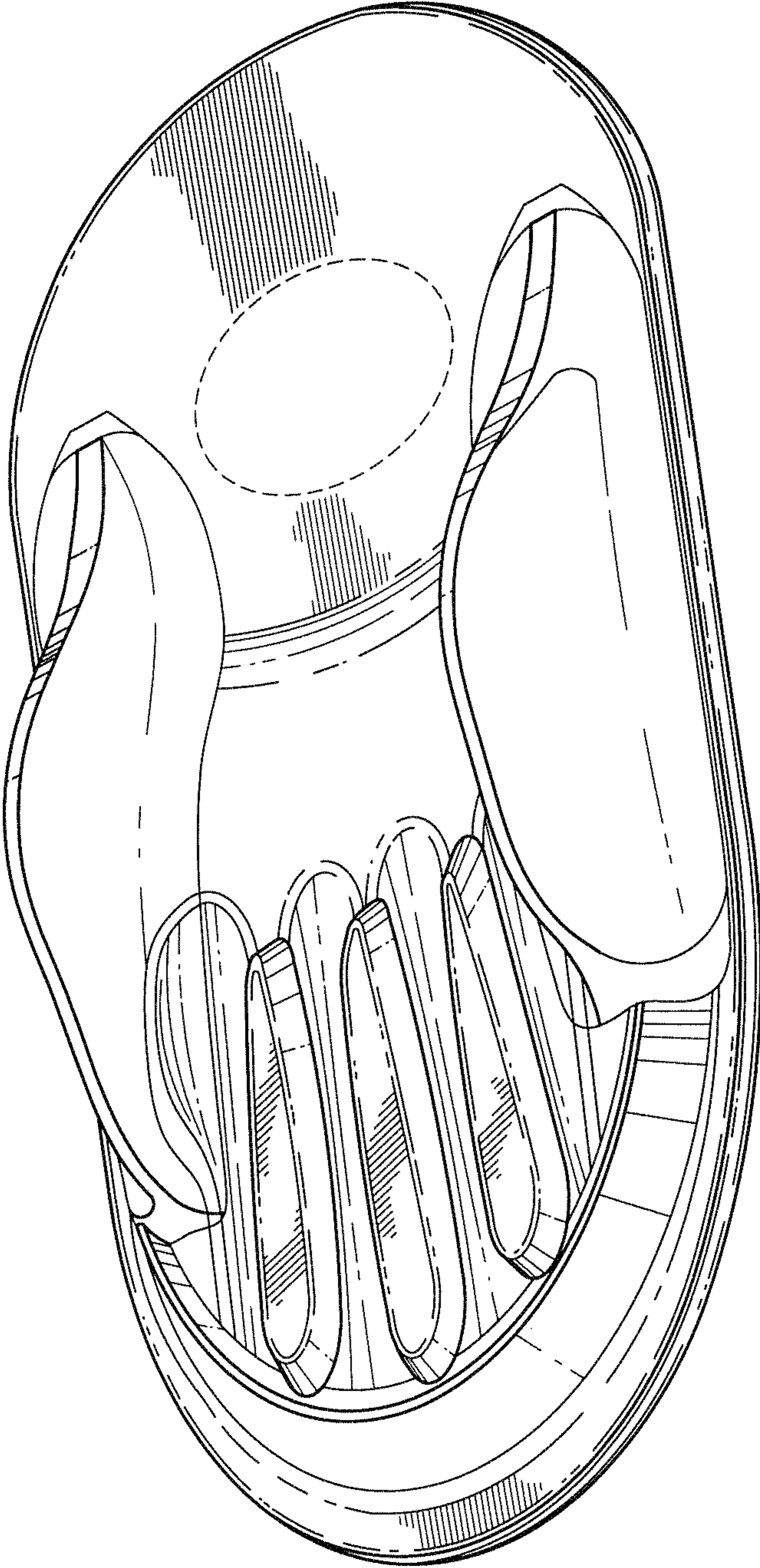


FIG. 1

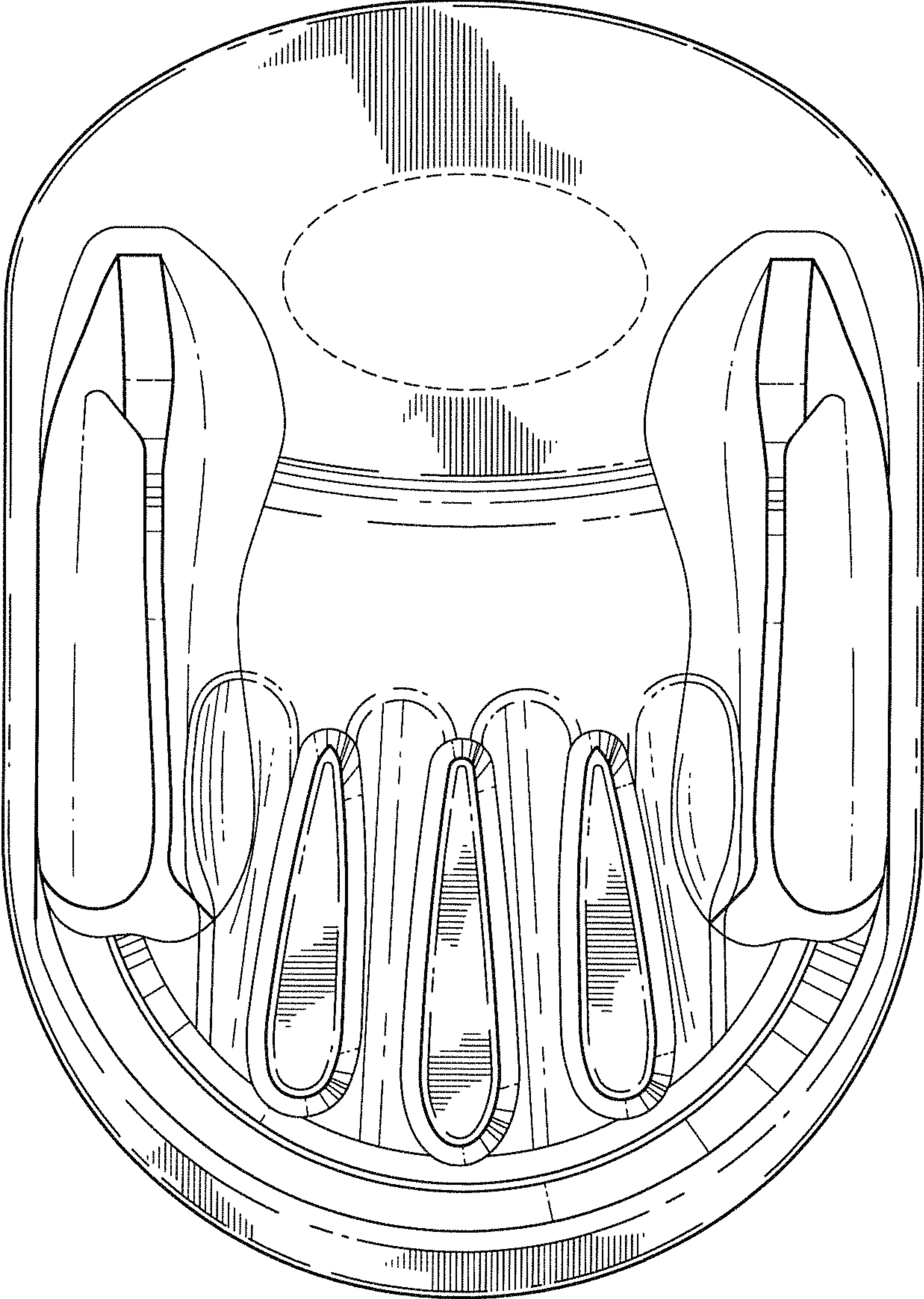


FIG. 2

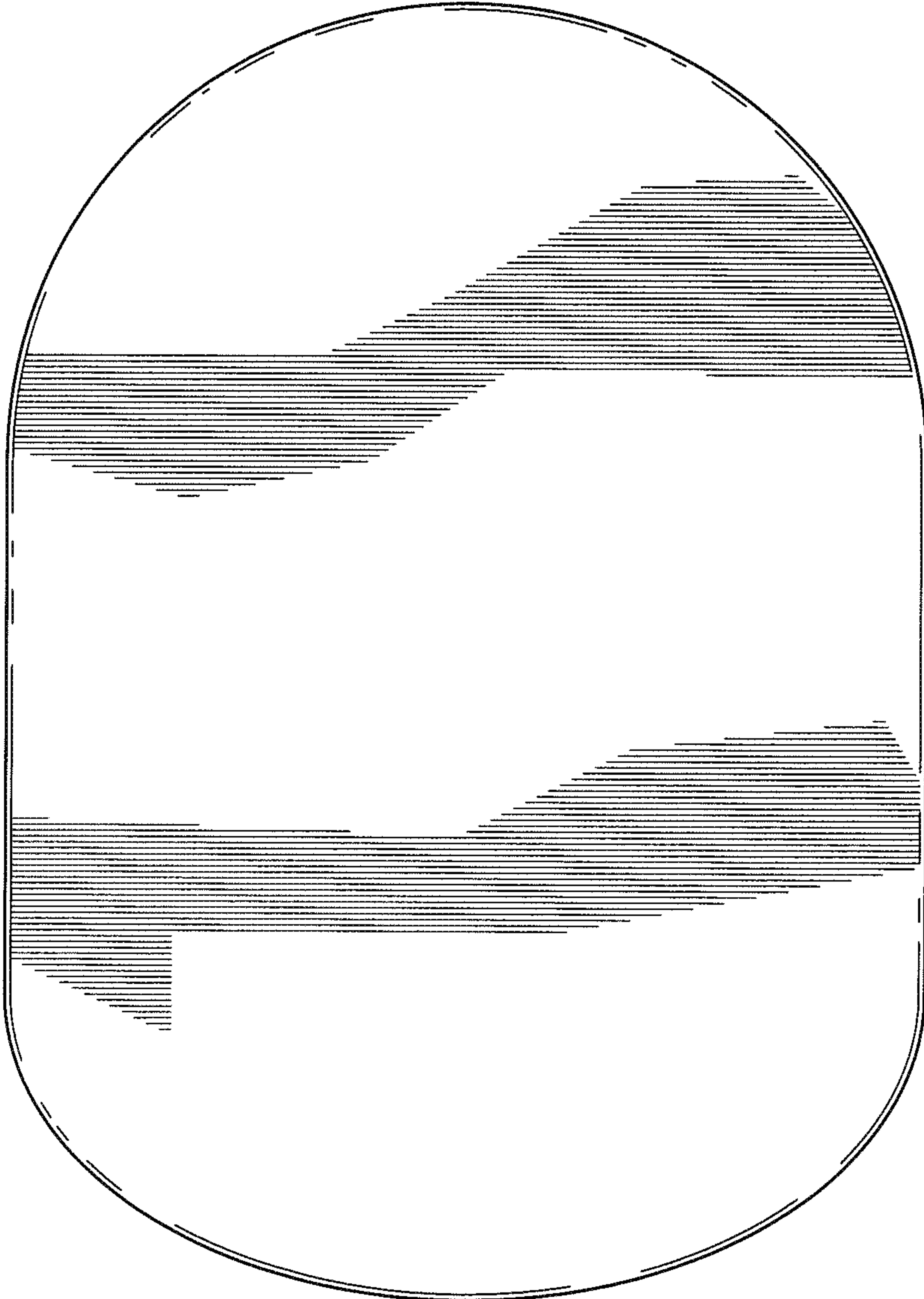


FIG. 3

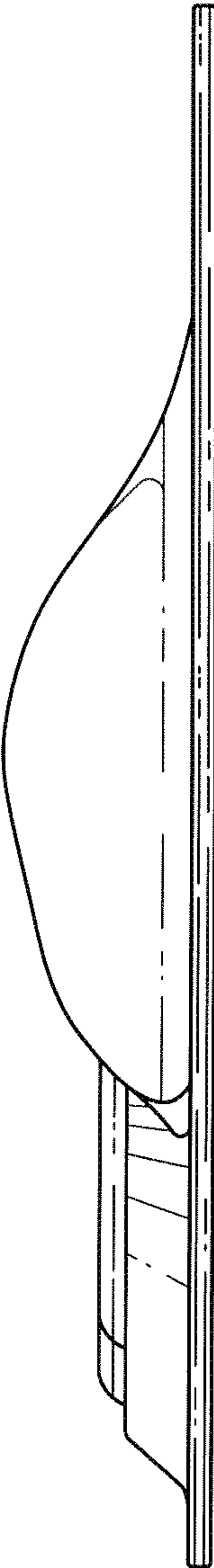


FIG. 4

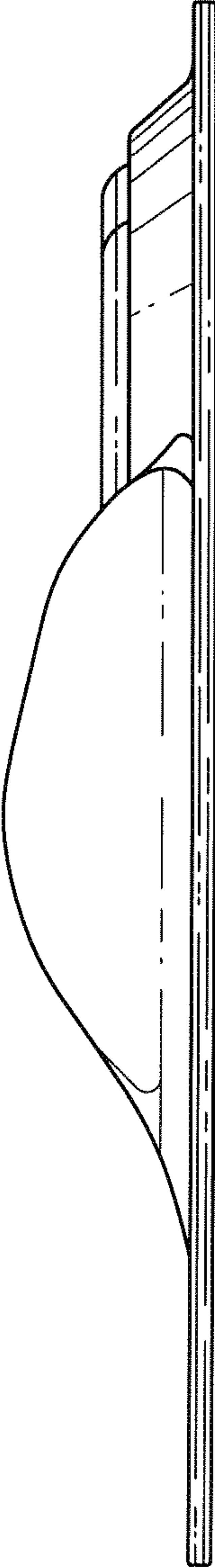


FIG. 5

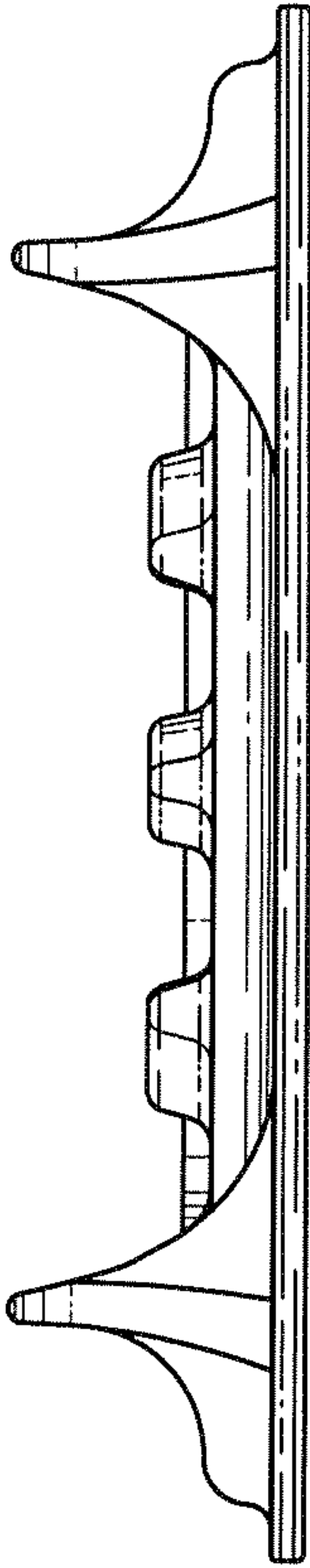


FIG. 6

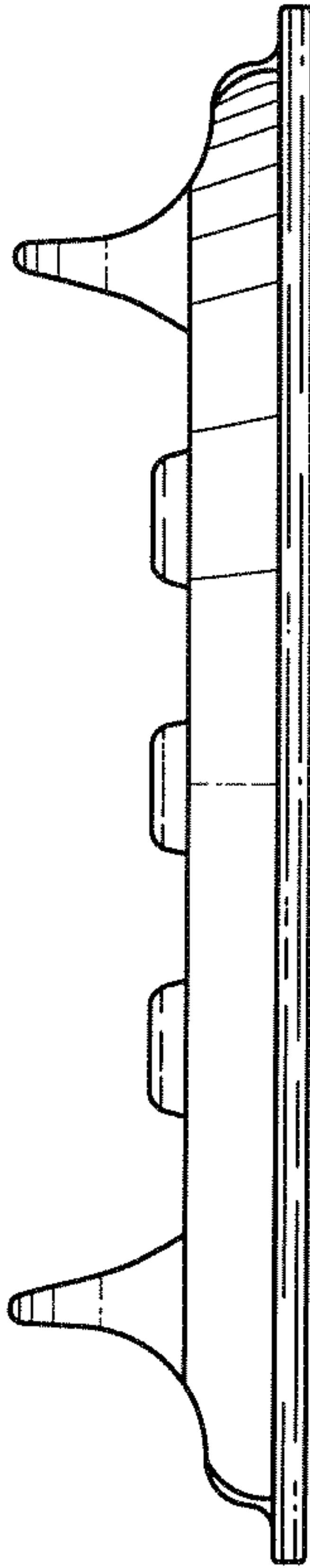


FIG. 7