

US00D760940S

(12) **United States Design Patent**  
**Dixon**

(10) **Patent No.:** **US D760,940 S**

(45) **Date of Patent:** **\*\* Jul. 5, 2016**

(54) **FLOOR LAMP**

(71) Applicant: **Tom Dixon Limited**, London (GB)

(72) Inventor: **Tom Dixon**, London (GB)

(73) Assignee: **Tom Dixon Limited**, London (GB)

(\*\*) Term: **14 Years**

(21) Appl. No.: **29/508,037**

(22) Filed: **Nov. 3, 2014**

(30) **Foreign Application Priority Data**

May 1, 2014 (EM) ..... 002456798-0001

(51) **LOC (10) Cl.** ..... **26-03**

(52) **U.S. Cl.**  
USPC ..... **D26/107**

(58) **Field of Classification Search**  
USPC ..... D26/1, 24, 93, 104, 106, 107, 109, 110,  
D26/62  
CPC ..... F21S 6/00; F21S 6/043; F21S 8/08;  
F21V 21/00; F21V 21/02; F21W 2121/00;  
F21W 2131/30

See application file for complete search history.

(56) **References Cited**

U.S. PATENT DOCUMENTS

D217,063 S *	3/1970	Daito .....	D26/107
D226,497 S *	3/1973	O'Brien .....	D26/108
D391,664 S *	3/1998	Lewis .....	D26/107
D574,540 S *	8/2008	Citterio .....	D26/107
D619,286 S *	7/2010	Sabernig .....	D26/62
D742,573 S *	11/2015	Kern .....	D26/107

\* cited by examiner

*Primary Examiner* — Brian N Vinson

(74) *Attorney, Agent, or Firm* — Soroker-Agmon

(57) **CLAIM**

The ornamental design for a floor lamp, as shown and described.

**DESCRIPTION**

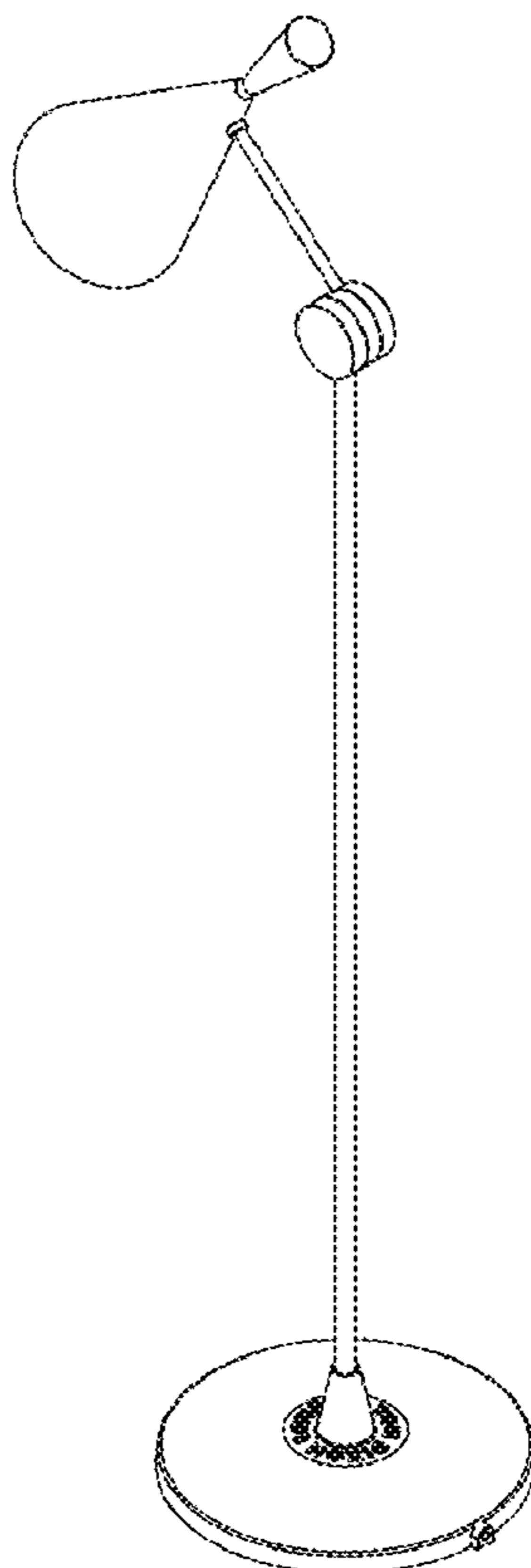
FIG. 1 is a perspective view of a floor lamp showing my new design;

FIG. 2 is a side view thereof;

FIG. 3 is a front view thereof; and,

FIG. 4 is a top view thereof.

**1 Claim, 1 Drawing Sheet**



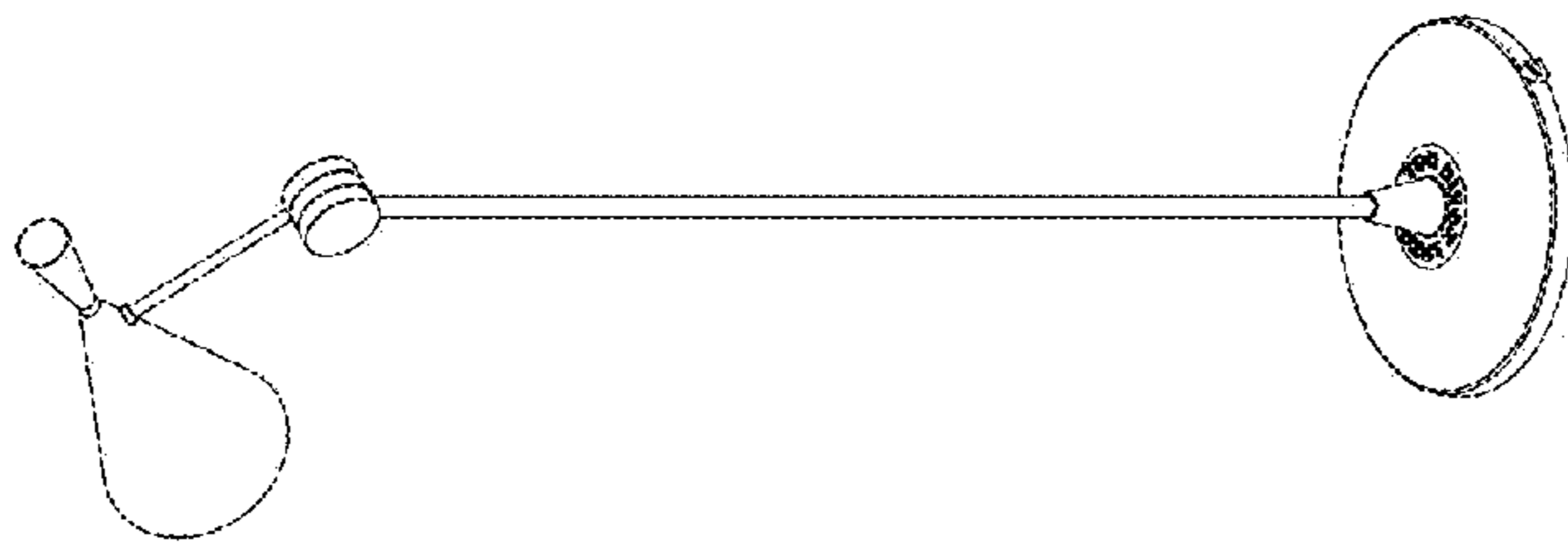


FIG. 1




FIG. 2

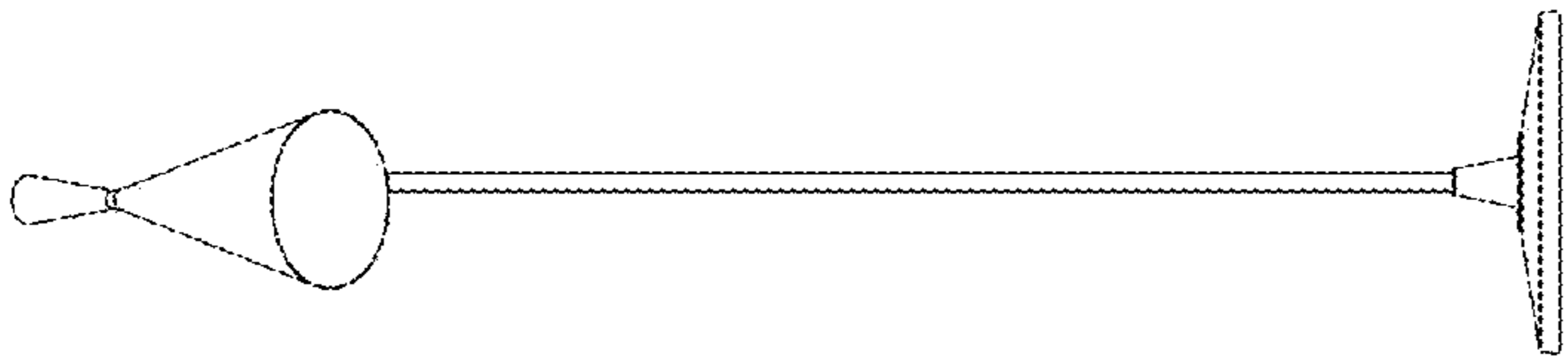


FIG. 3

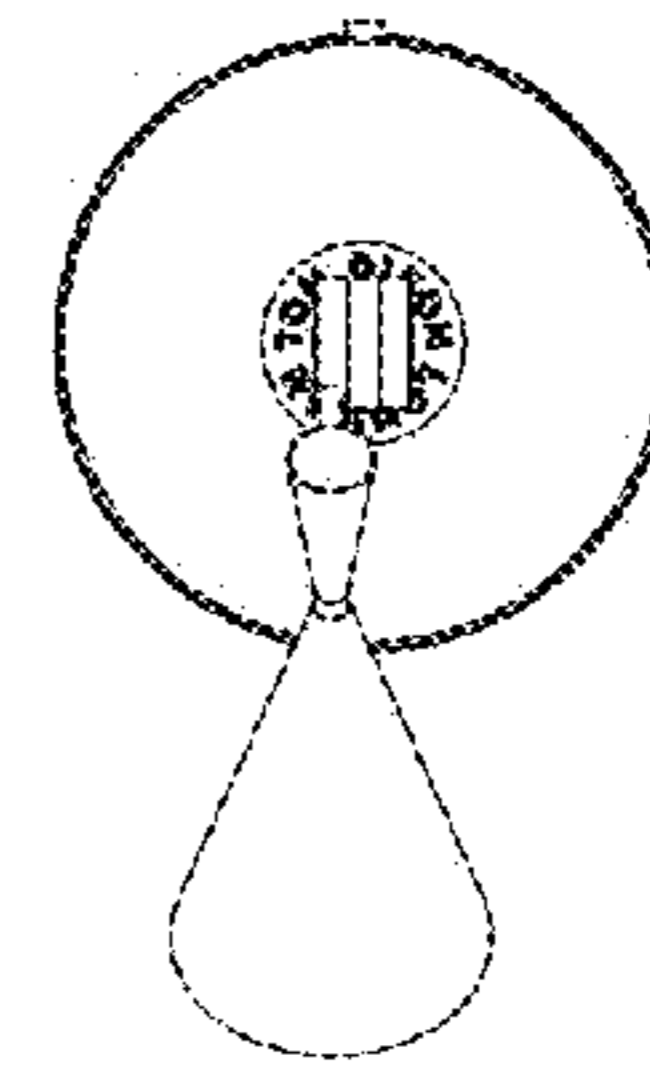


FIG. 4