



US00D760936S

(12) **United States Design Patent**
Jurdana et al.

(10) **Patent No.:** **US D760,936 S**
(45) **Date of Patent:** **** Jul. 5, 2016**

(54) **LUMINAIRE FOR ROAD LIGHTING**

(56) **References Cited**

(71) Applicant: **KONINKLIJKE PHILIPS N.V.**,
Eindhoven (NL)

U.S. PATENT DOCUMENTS

(72) Inventors: **Sergio Fabian Jurdana**, Quebec (CA);
Alexandre Plomteux, Quebec (CA);
Mason James Morton, Wimberley, TX
(US); **Christopher James Boissevain**,
San Marco, TX (US); **Jonathan Hardy**,
Quebec, CA (US); **Jean-Francois**
Duquette, Quebec (CA)

| | | | | | | |
|--------------|----|---|---------|-----------|-------|--------------------------|
| D660,495 | S | * | 5/2012 | Walker | | D26/71 |
| D666,759 | S | * | 9/2012 | Lane | | D26/71 |
| D673,318 | S | * | 12/2012 | Lane | | D26/71 |
| D676,176 | S | * | 2/2013 | Akinrele | | D26/71 |
| D693,044 | S | * | 11/2013 | Lu | | D26/71 |
| D708,379 | S | * | 7/2014 | Ruffalo | | D26/71 |
| D708,380 | S | * | 7/2014 | Ruffalo | | D26/71 |
| D718,483 | S | * | 11/2014 | Meredith | | D26/71 |
| D719,696 | S | * | 12/2014 | Zhang | | D26/71 |
| D742,574 | S | * | 11/2015 | Bembridge | | D26/71 |
| D743,082 | S | * | 11/2015 | Neri | | D26/71 |
| D743,083 | S | * | 11/2015 | Bembridge | | D26/71 |
| 2013/0003378 | A1 | * | 1/2013 | Dube | | F21S 8/086 362/249.03 |

(73) Assignee: **Koninklijke Philips N.V.**, Eindhoven
(NL)

* cited by examiner

(**) Term: **14 Years**

Primary Examiner — Clare E Heflin

(21) Appl. No.: **29/523,773**

(57) **CLAIM**

The ornamental design for a luminaire for road lighting, as shown and described.

(22) Filed: **Apr. 14, 2015**

DESCRIPTION

(30) **Foreign Application Priority Data**

Oct. 14, 2014 (EM) 002556563-0002

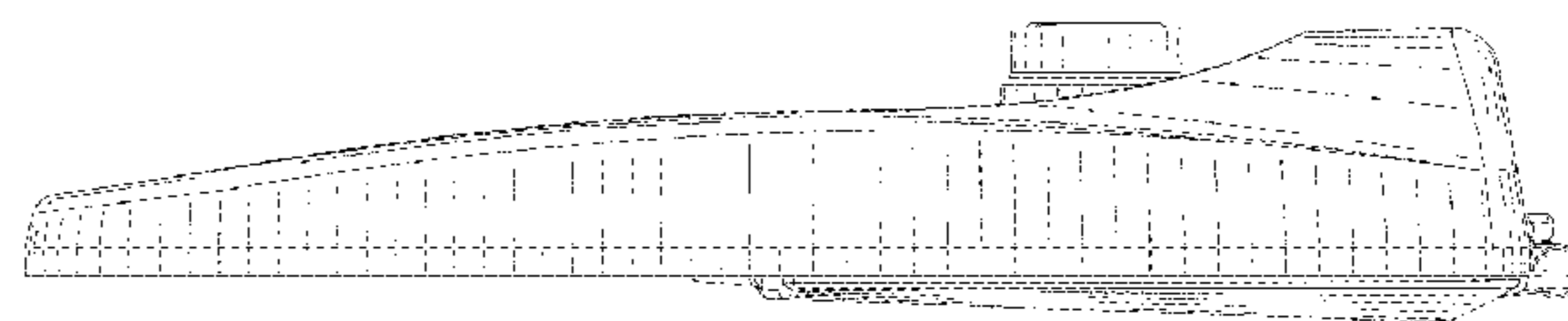
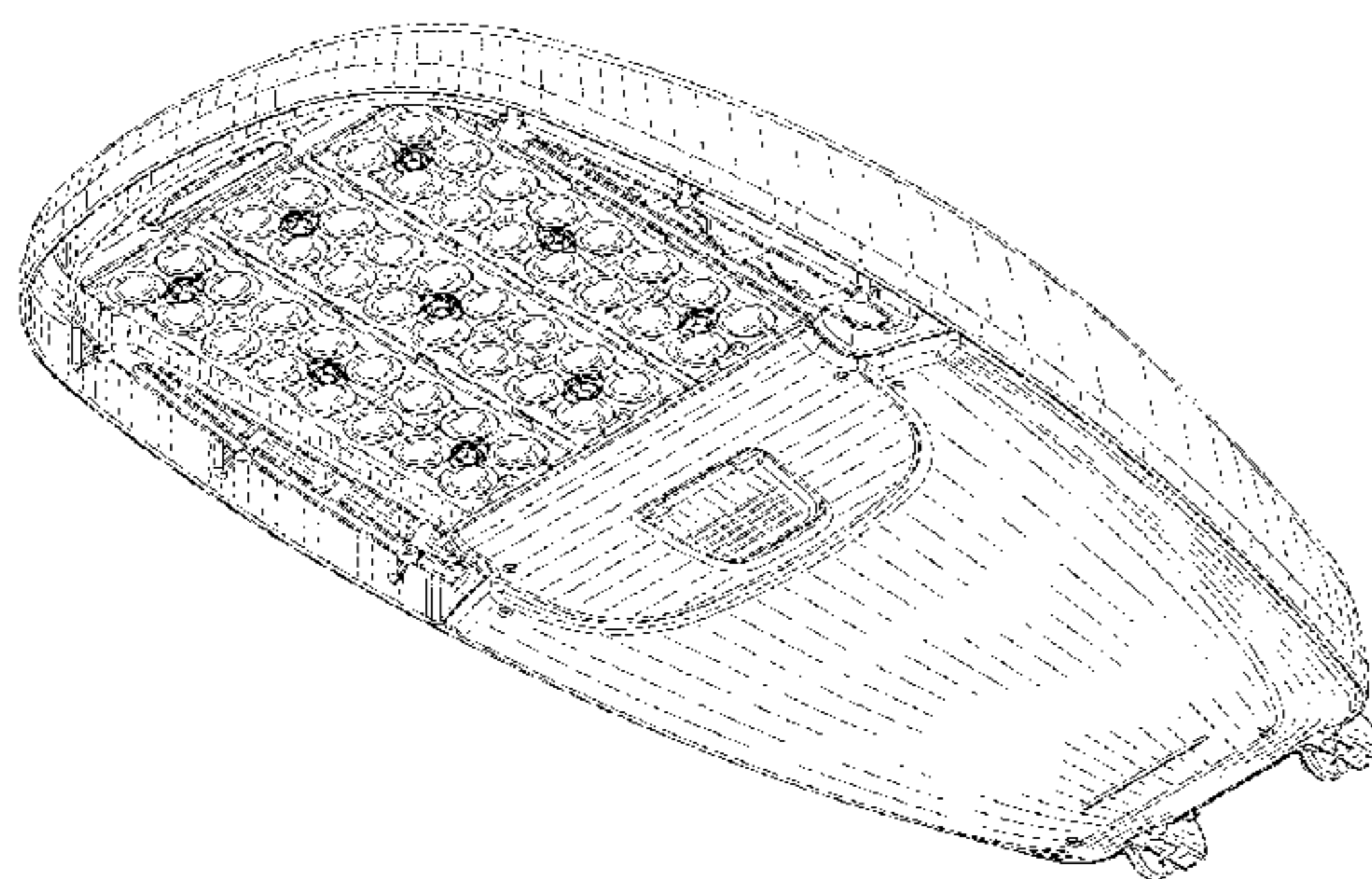
(51) **LOC (10) Cl.** **26-05**

(52) **U.S. Cl.**
USPC **D26/71**

(58) **Field of Classification Search**
USPC D26/67-71, 92
CPC F21S 9/03; F21S 8/085; F21S 8/086;
F21W 2131/103; F21V 15/01
See application file for complete search history.

FIG. 1 is a perspective view showing my design;
FIG. 2 is a front elevational view thereof;
FIG. 3 is a rear elevational view thereof;
FIG. 4 is a right side elevational view thereof;
FIG. 5 is a left side elevational view thereof;
FIG. 6 is a top plan view thereof; and,
FIG. 7 is a bottom plan view thereof.
The broken lines shown on the drawings depict portions of the luminaire for road lighting that form no part of the claimed design.

1 Claim, 5 Drawing Sheets



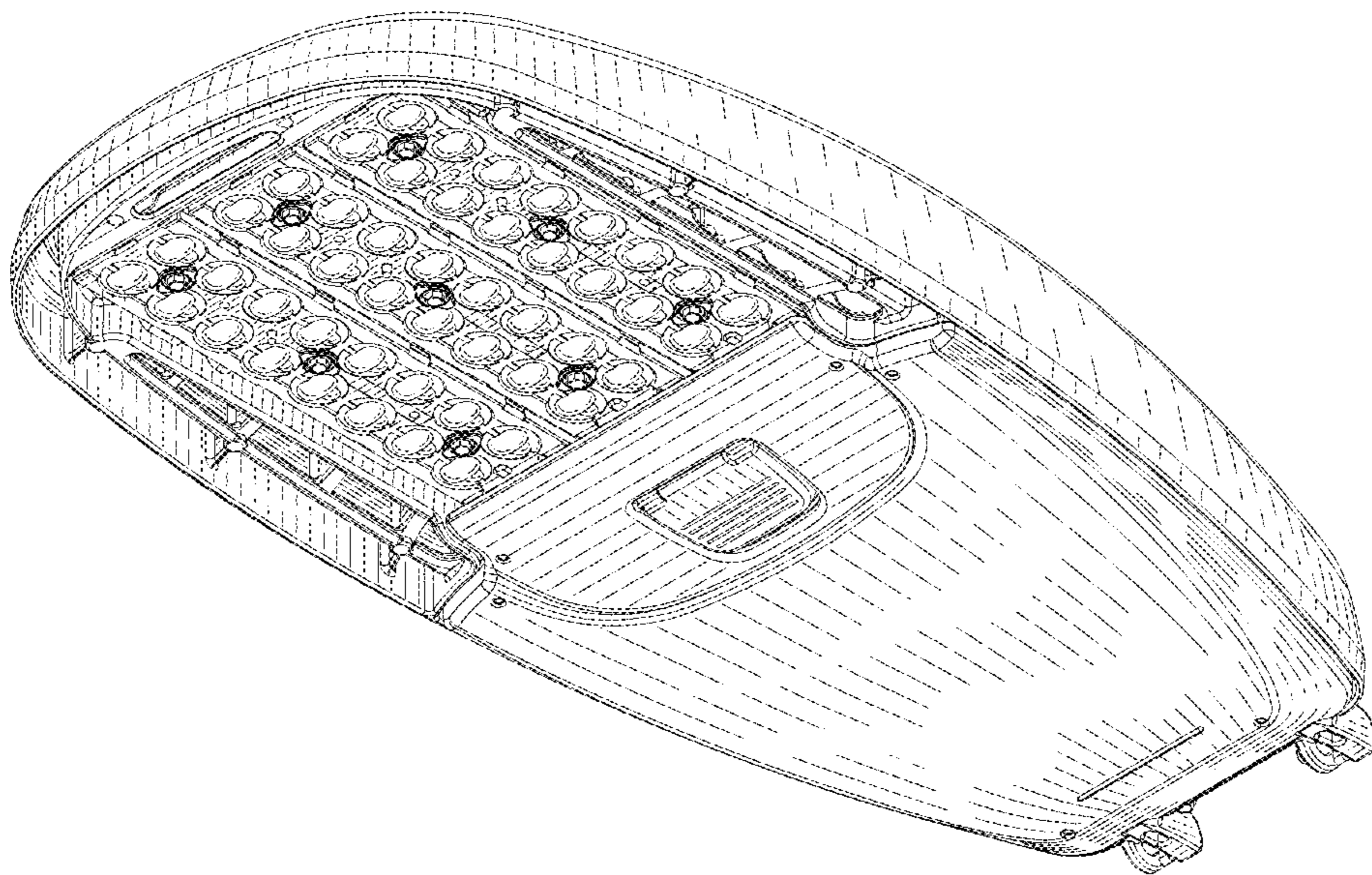


FIG. 1

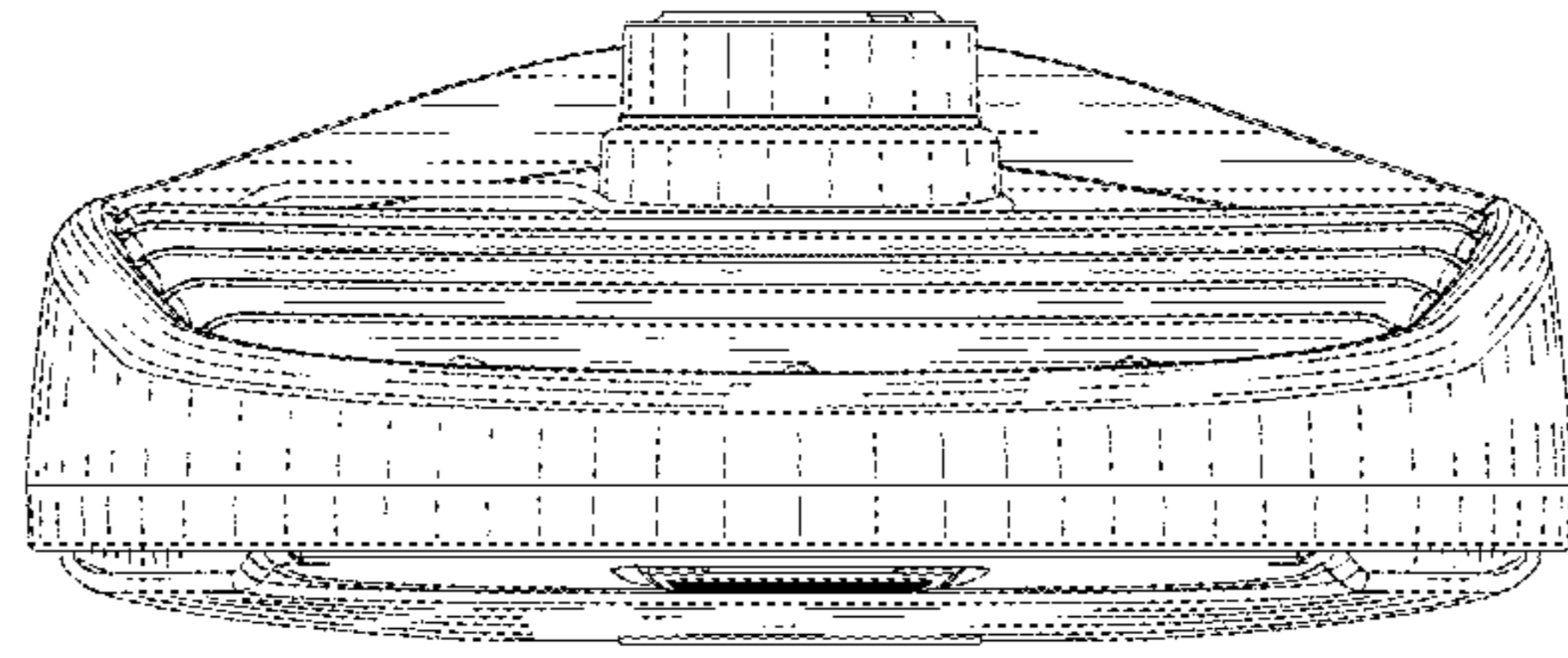


FIG. 2

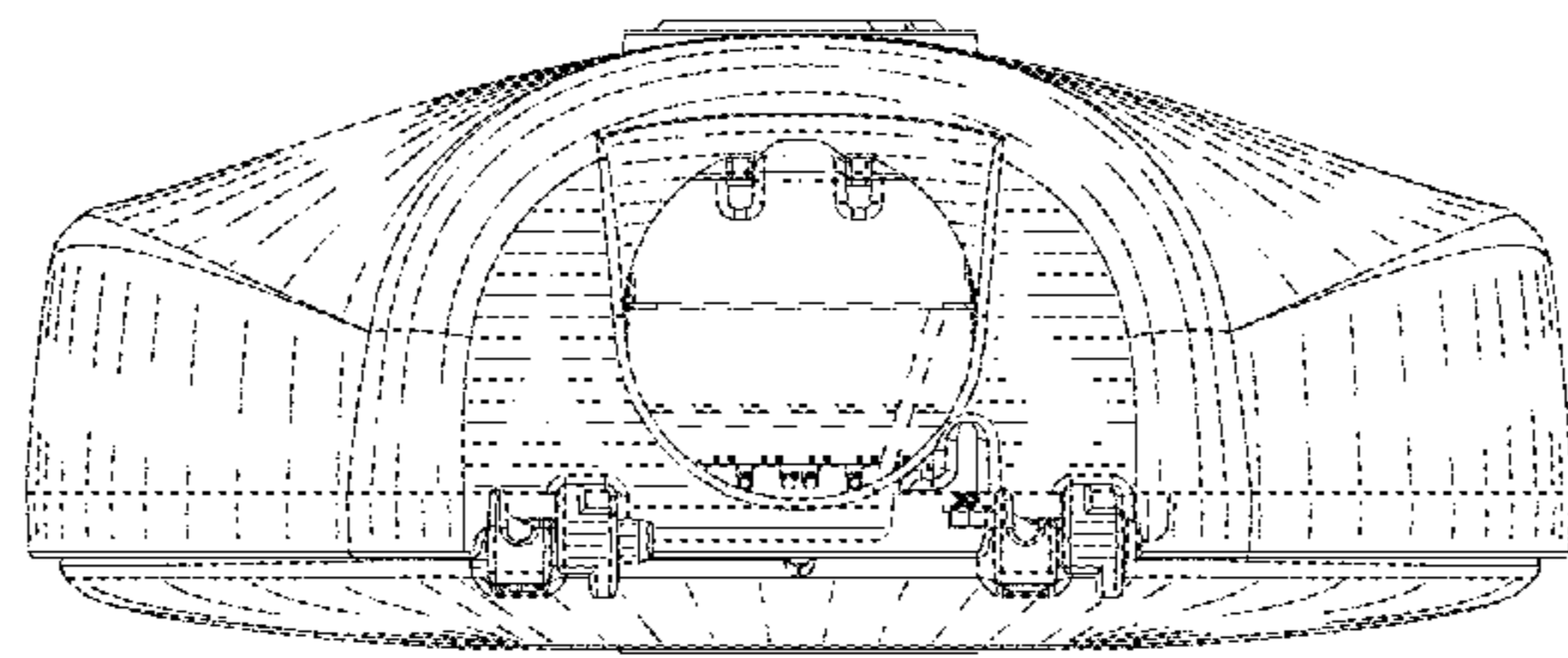


FIG. 3

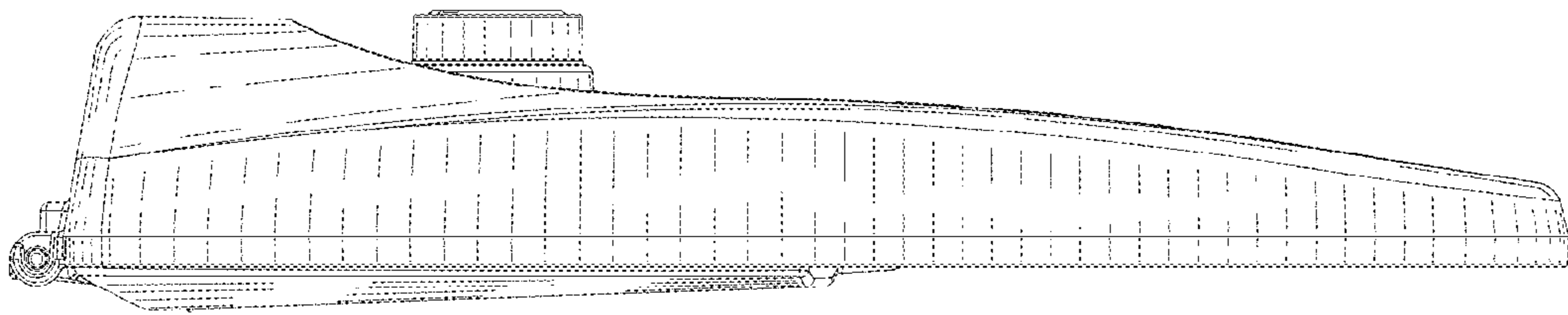


FIG. 4

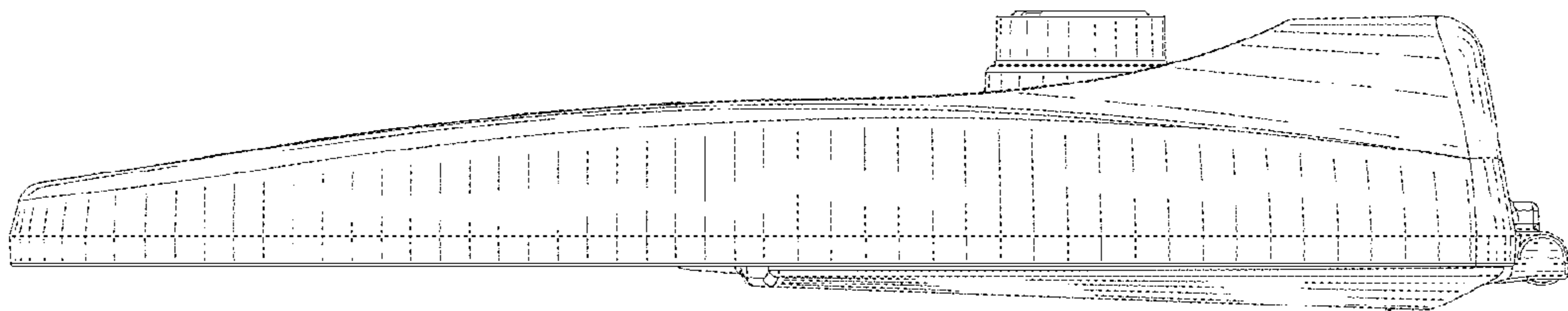


FIG. 5

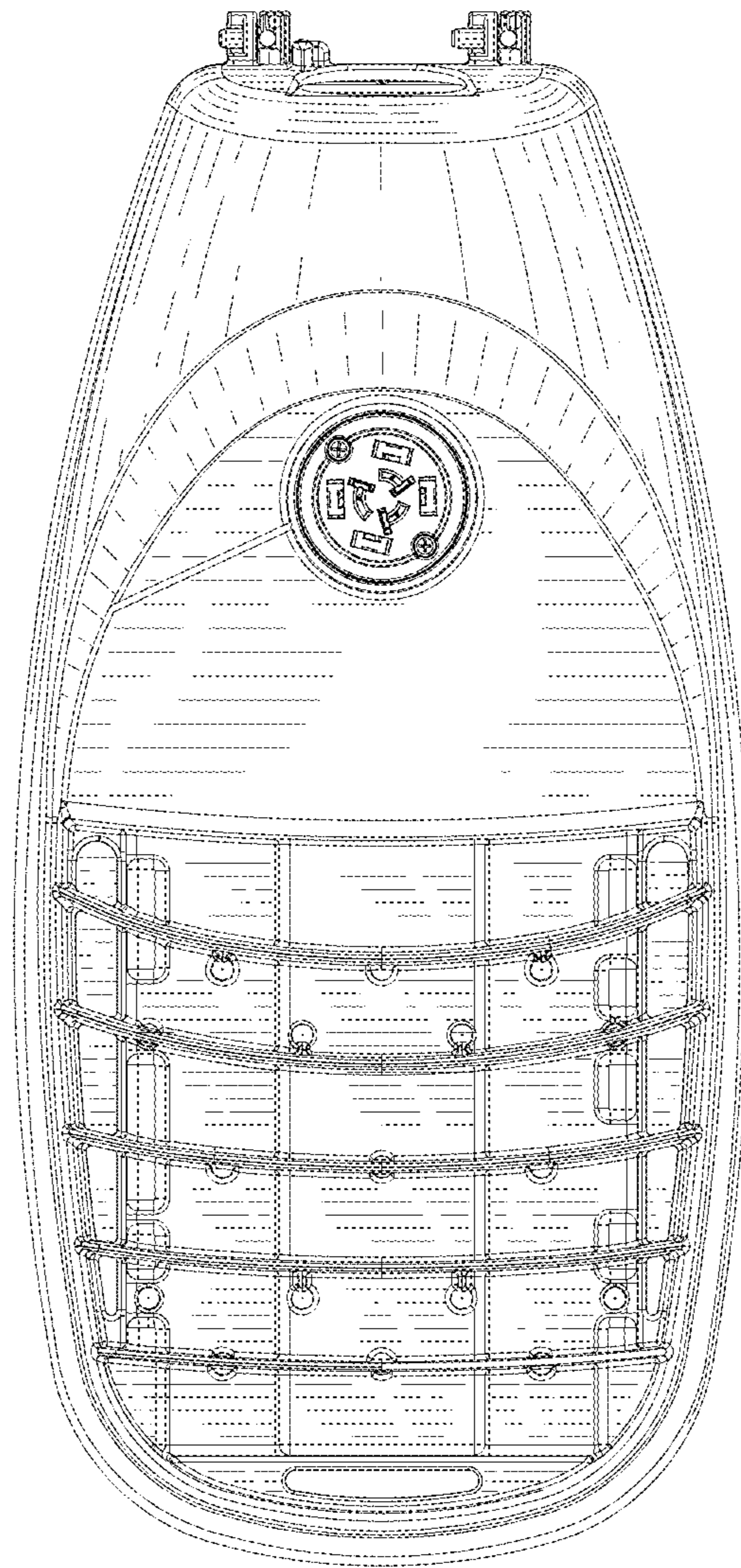


FIG. 6

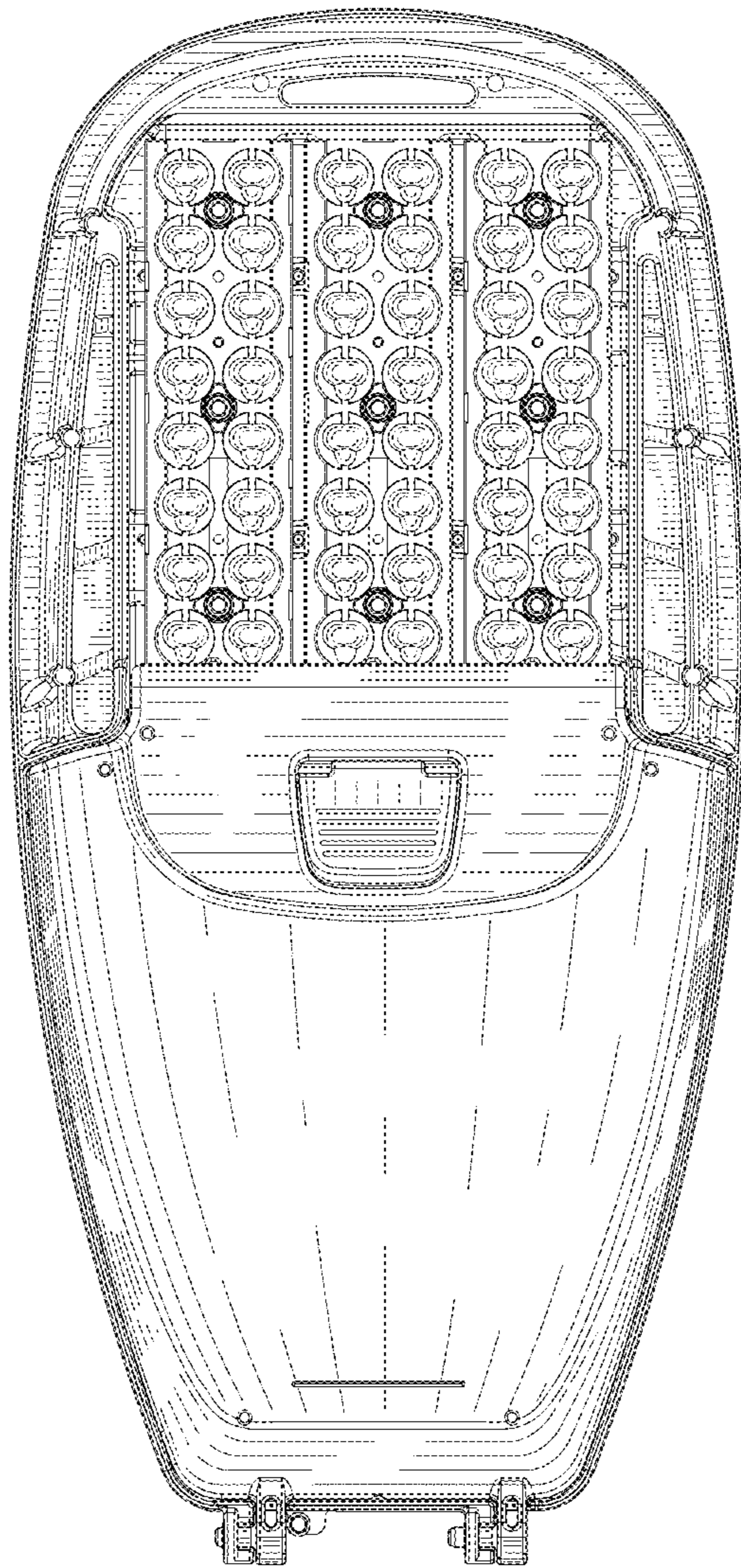


FIG. 7