



US00D760935S

(12) **United States Design Patent**  
**Jurdana et al.**

(10) **Patent No.:** **US D760,935 S**  
(45) **Date of Patent:** **\*\* Jul. 5, 2016**

(54) **LUMINAIRE FOR ROAD LIGHTING**

(56) **References Cited**

(71) Applicant: **KONINKLIJKE PHILIPS N.V.**,  
Eindhoven (NL)  
(72) Inventors: **Sergio Fabian Jurdana**, Quebec (CA);  
**Alexandre Plomteux**, Quebec (CA);  
**Mason James Morton**, Wimberley, TX  
(US); **Christopher James Boissevain**,  
San Marco, TX (US); **Jonathan Hardy**,  
Quebec (CA); **Jean-Francois Duquette**,  
Quebec (CA)  
(73) Assignee: **Koninklijke Philips N.V.**, Eindhoven  
(NL)

U.S. PATENT DOCUMENTS

D660,495	S	*	5/2012	Walker	.....	D26/71
D666,759	S	*	9/2012	Lane	.....	D26/71
D673,318	S	*	12/2012	Lane	.....	D26/71
D676,176	S	*	2/2013	Akinrele	.....	D26/71
D693,044	S	*	11/2013	Lu	.....	D26/71
D708,379	S	*	7/2014	Ruffalo	.....	D26/71
D708,380	S	*	7/2014	Ruffalo	.....	D26/71
D718,483	S	*	11/2014	Meredith	.....	D26/71
D719,696	S	*	12/2014	Zhang	.....	D26/71
D742,574	S	*	11/2015	Bembridge	.....	D26/71
D743,082	S	*	11/2015	Neri	.....	D26/71
D743,083	S	*	11/2015	Bembridge	.....	D26/71
2013/0003378	A1	*	1/2013	Dube	.....	F21S 8/086 362/249.03

\* cited by examiner

*Primary Examiner* — Clare E Heflin

(\*\*) Term: **14 Years**  
(21) Appl. No.: **29/523,771**  
(22) Filed: **Apr. 14, 2015**

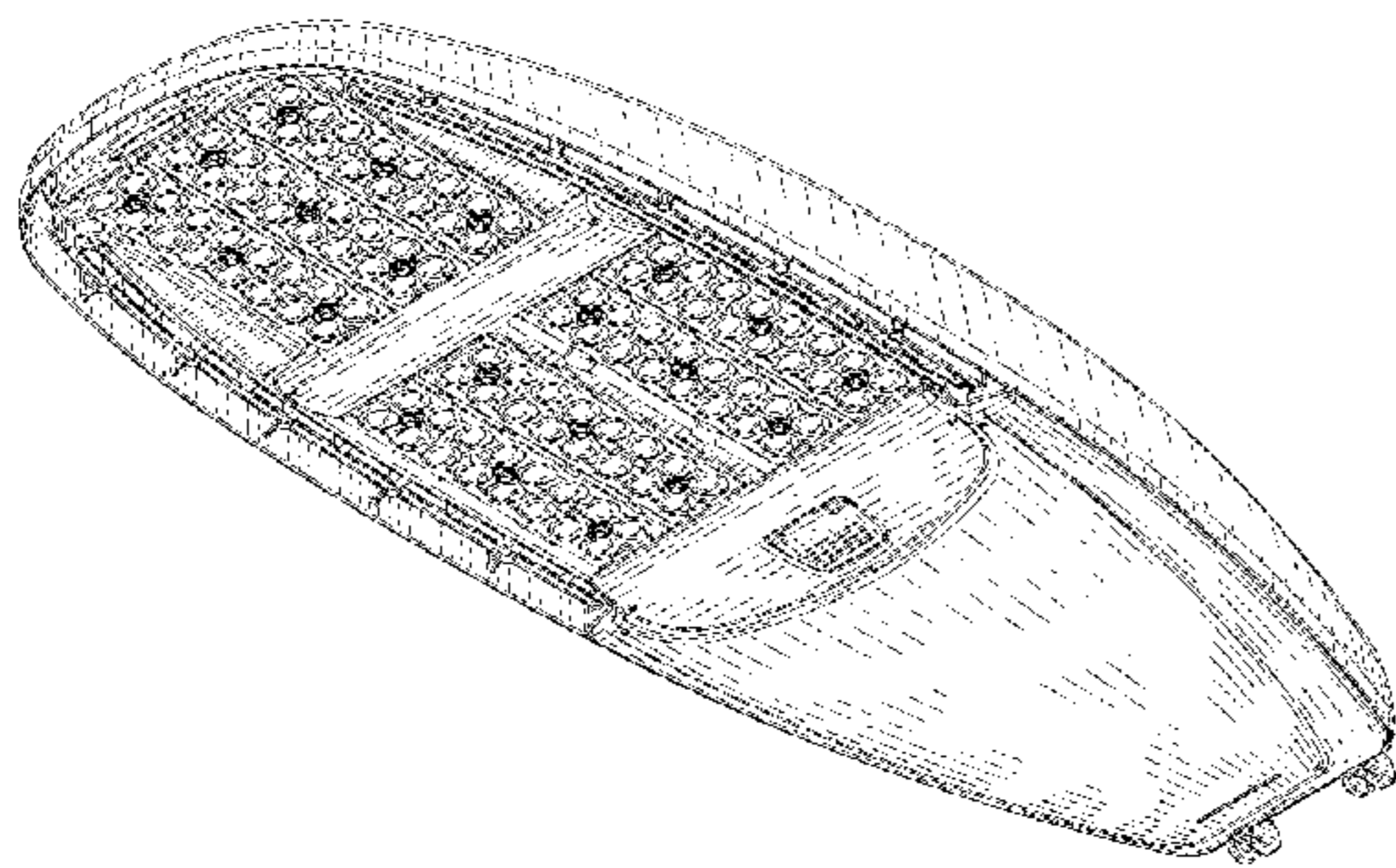
(57) **CLAIM**  
The ornamental design for a luminaire for road lighting, as shown and described.

(30) **Foreign Application Priority Data**  
Oct. 14, 2014 (EM) ..... 002556563-0001  
(51) **LOC (10) Cl.** ..... **26-05**  
(52) **U.S. Cl.**  
USPC ..... **D26/71**  
(58) **Field of Classification Search**  
USPC ..... D26/67-71, 92  
CPC ..... F21S 9/03; F21S 8/085; F21S 8/086;  
F21W 2131/103; F21V 15/01  
See application file for complete search history.

**DESCRIPTION**

FIG. 1 is a perspective view showing my design;  
FIG. 2 is a front elevational view thereof;  
FIG. 3 is a rear elevational view thereof;  
FIG. 4 is a right side elevational view thereof;  
FIG. 5 is a left side elevational view thereof;  
FIG. 6 is a top plan view thereof; and,  
FIG. 7 is a bottom plan view thereof.  
The broken lines shown on the drawings depict portions of the luminaire for road lighting that form no part of the claimed design.

**1 Claim, 5 Drawing Sheets**



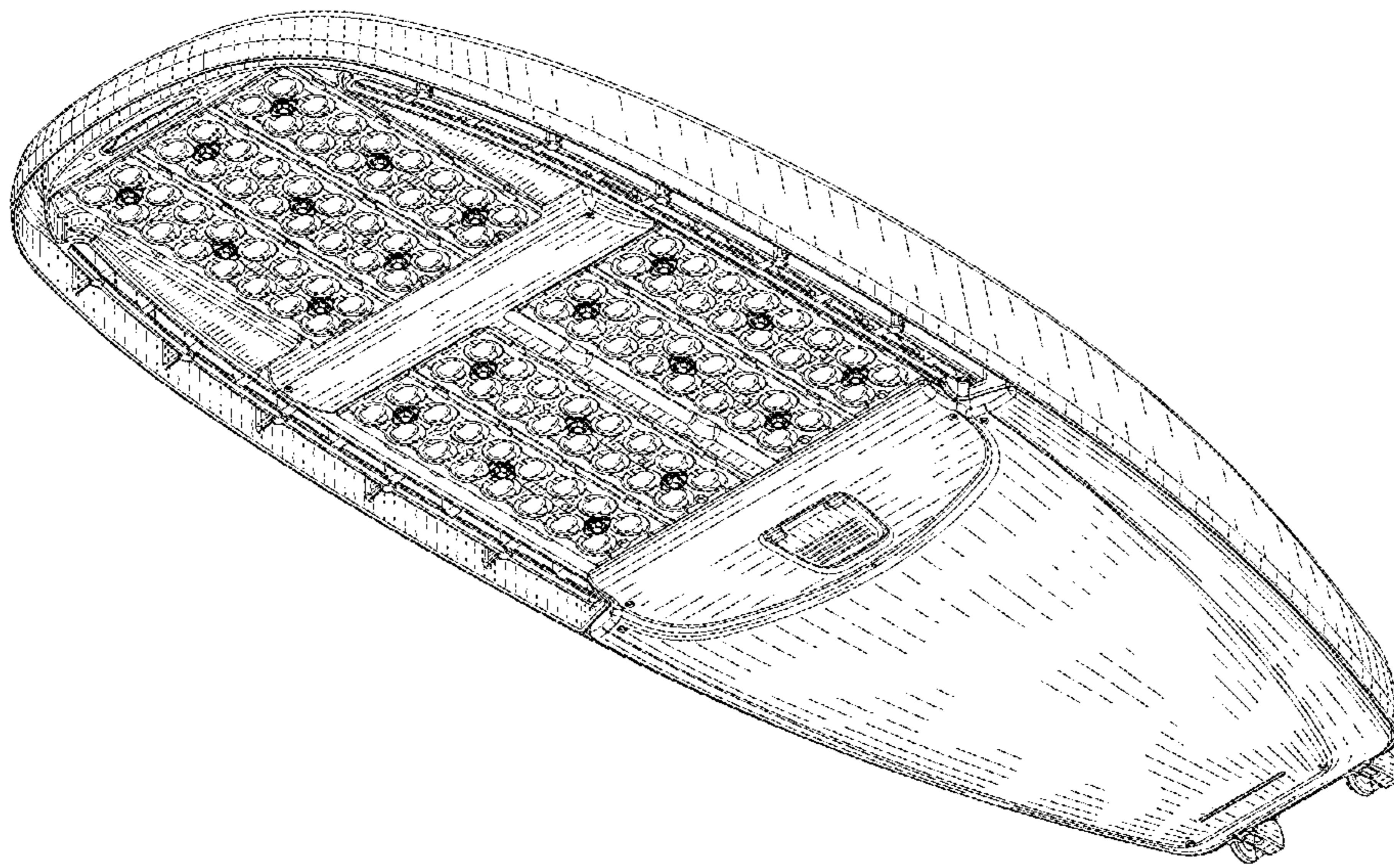


FIG. 1

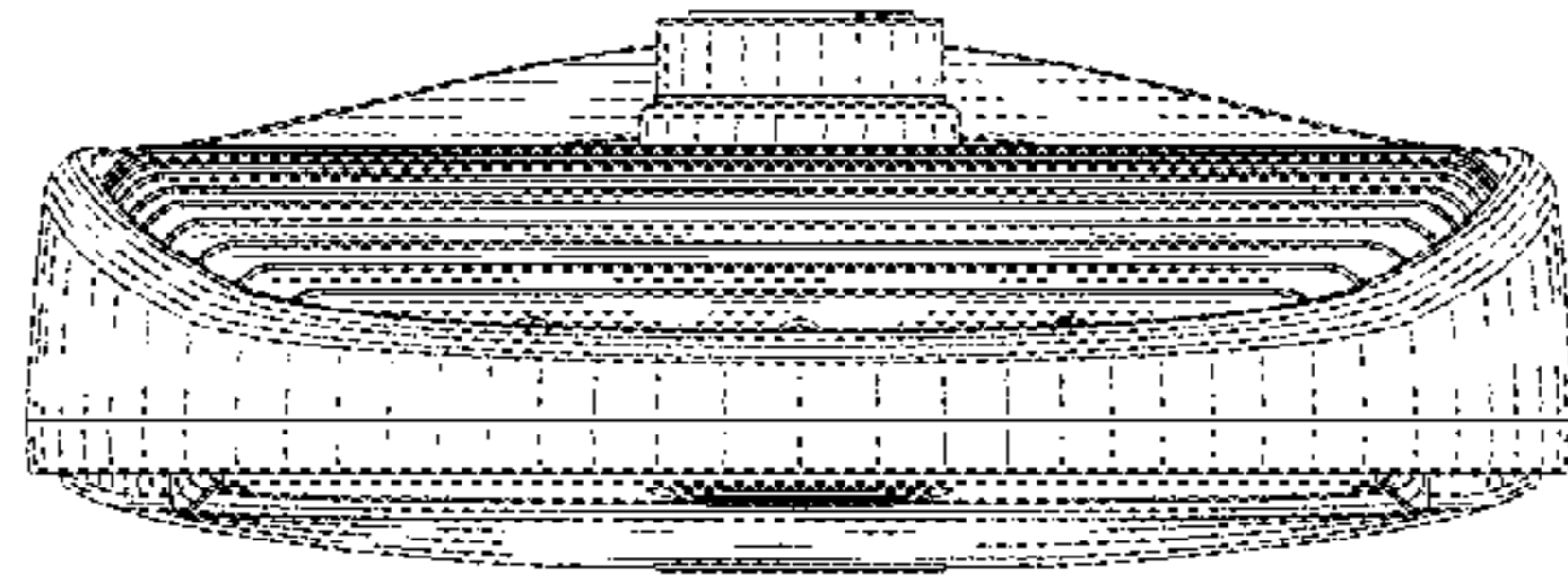


FIG. 2

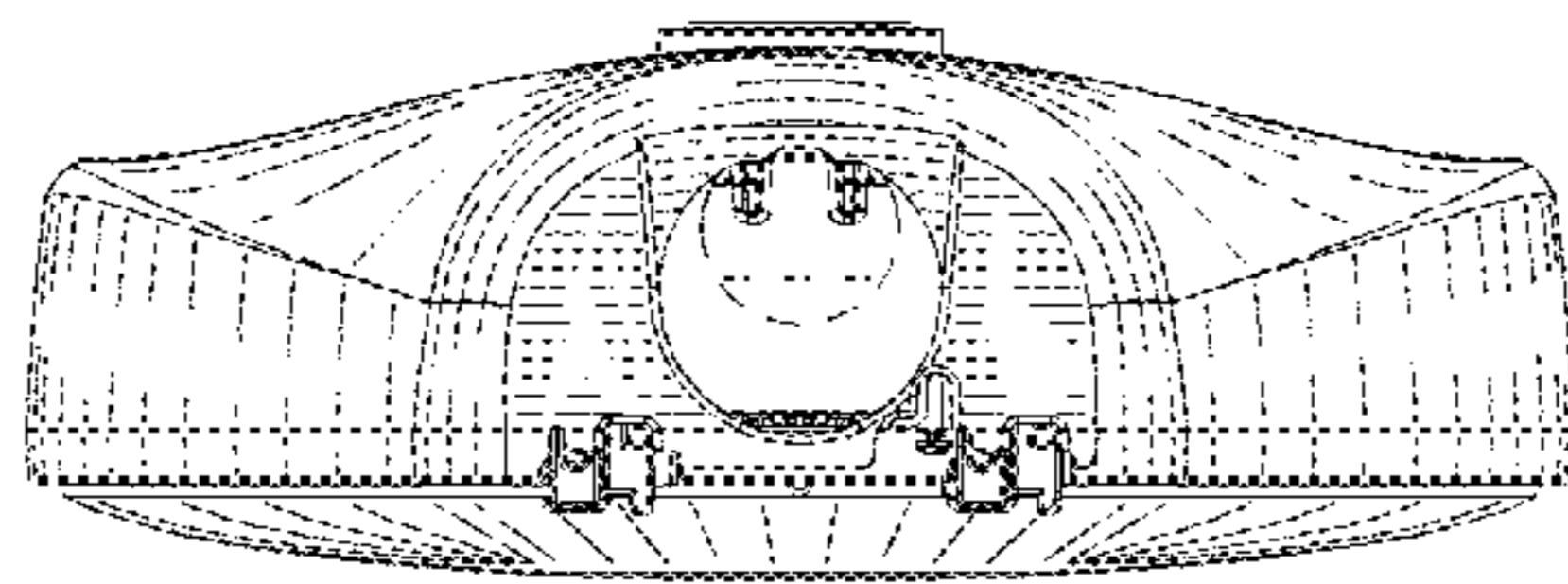


FIG. 3

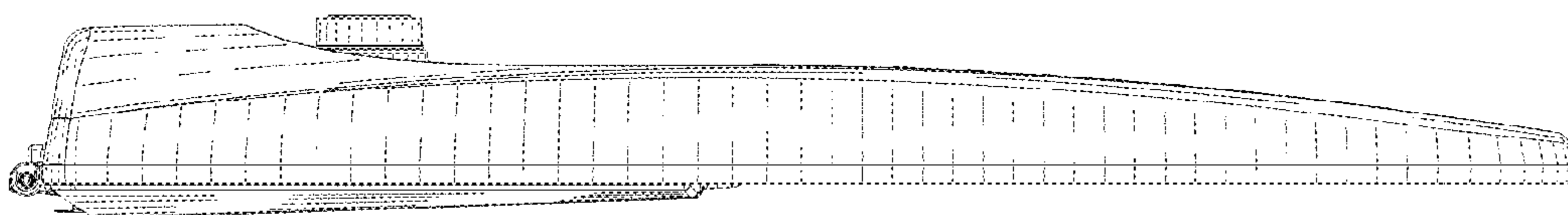


FIG. 4

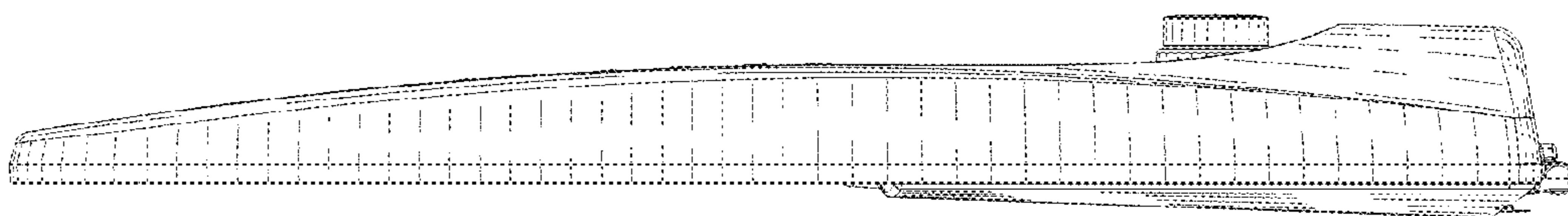


FIG. 5

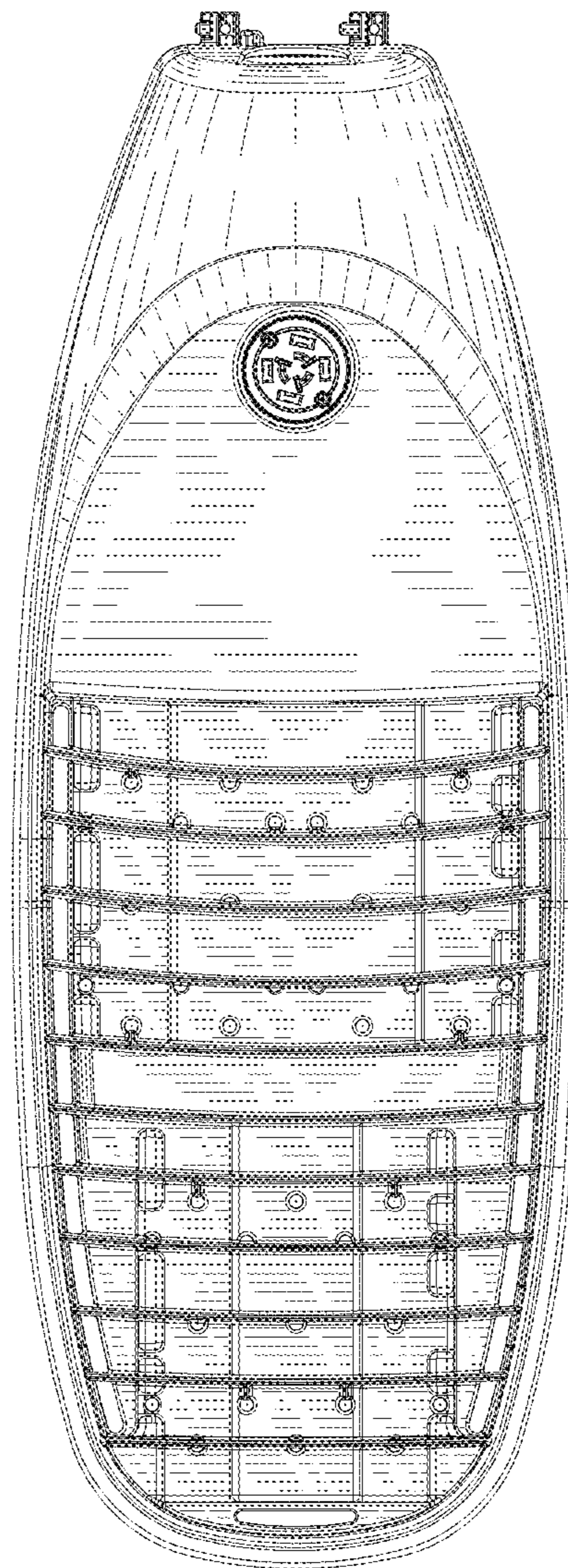


FIG. 6

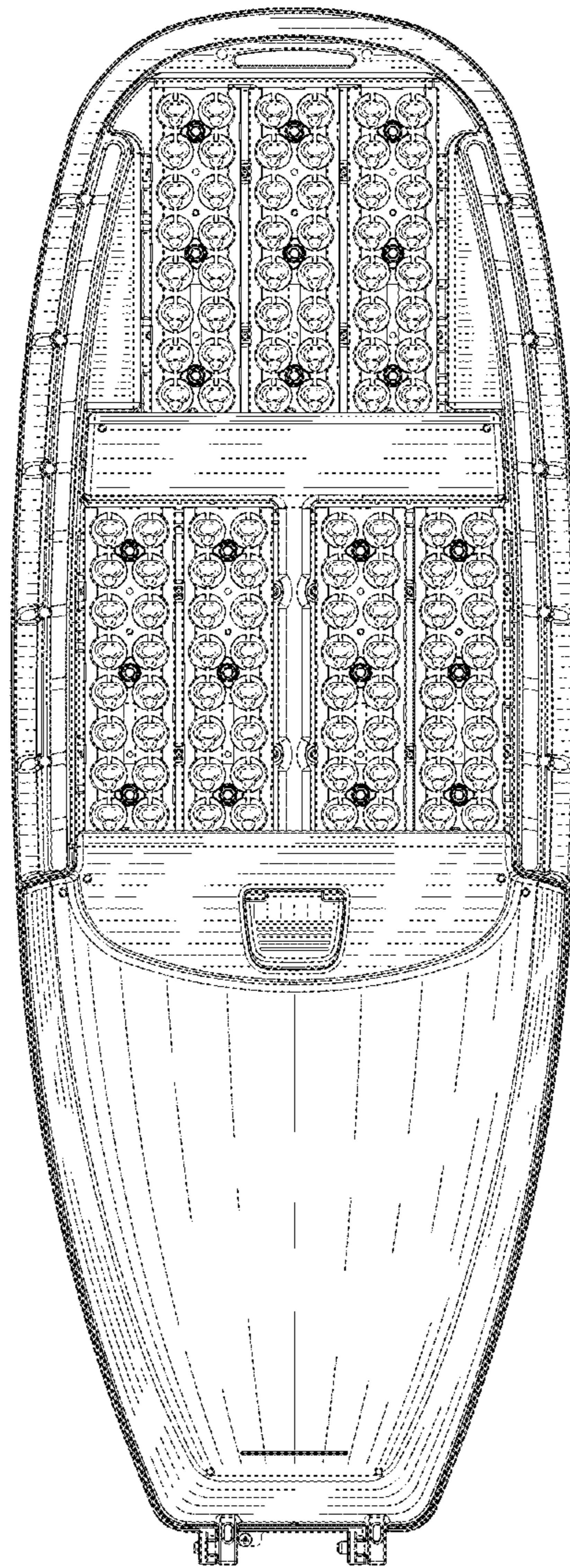


FIG. 7