



US00D760929S

(12) **United States Design Patent**  
**Lai**

(10) **Patent No.:** **US D760,929 S**  
(45) **Date of Patent:** **\*\* Jul. 5, 2016**

- (54) **VEHICLE TAILLIGHT**
- (71) Applicant: **EAGLE EYES TRAFFIC IND. CO., LTD.**, Tainan (TW)
- (72) Inventor: **Ching-Tsung Lai**, Tainan (TW)
- (73) Assignee: **EAGLE EYES TRAFFIC IND. CO., LTD.**, Tainan (TW)
- (\*\*) Term: **14 Years**
- (21) Appl. No.: **29/496,804**
- (22) Filed: **Jul. 17, 2014**
- (51) **LOC (10) Cl.** ..... **26-08**
- (52) **U.S. Cl.**  
USPC ..... **D26/28**
- (58) **Field of Classification Search**  
USPC ..... D26/28-36; 362/459-476, 485-487,  
362/543-549; D12/163, 170, 171  
CPC ..... F21S 48/00; F21S 8/10; F21S 48/10;  
F21S 48/1195  
See application file for complete search history.

D586,015 S *	2/2009	Hsu	.....	D26/28
D586,019 S *	2/2009	Hsu	.....	D26/28
D592,332 S *	5/2009	Hsu	.....	D26/28
D592,334 S *	5/2009	Hsu	.....	D26/28
D592,336 S *	5/2009	Hsu	.....	D26/28
D691,303 S *	10/2013	Lai	.....	D26/28
D737,484 S *	8/2015	Lai	.....	D26/28

\* cited by examiner

*Primary Examiner* — Ian Simmons

*Assistant Examiner* — Harold Blackwell, II

(74) *Attorney, Agent, or Firm* — Muncy, Geissler, Olds & Lowe, P.C.

(57) **CLAIM**

The ornamental design for a vehicle taillight, as shown and described.

**DESCRIPTION**

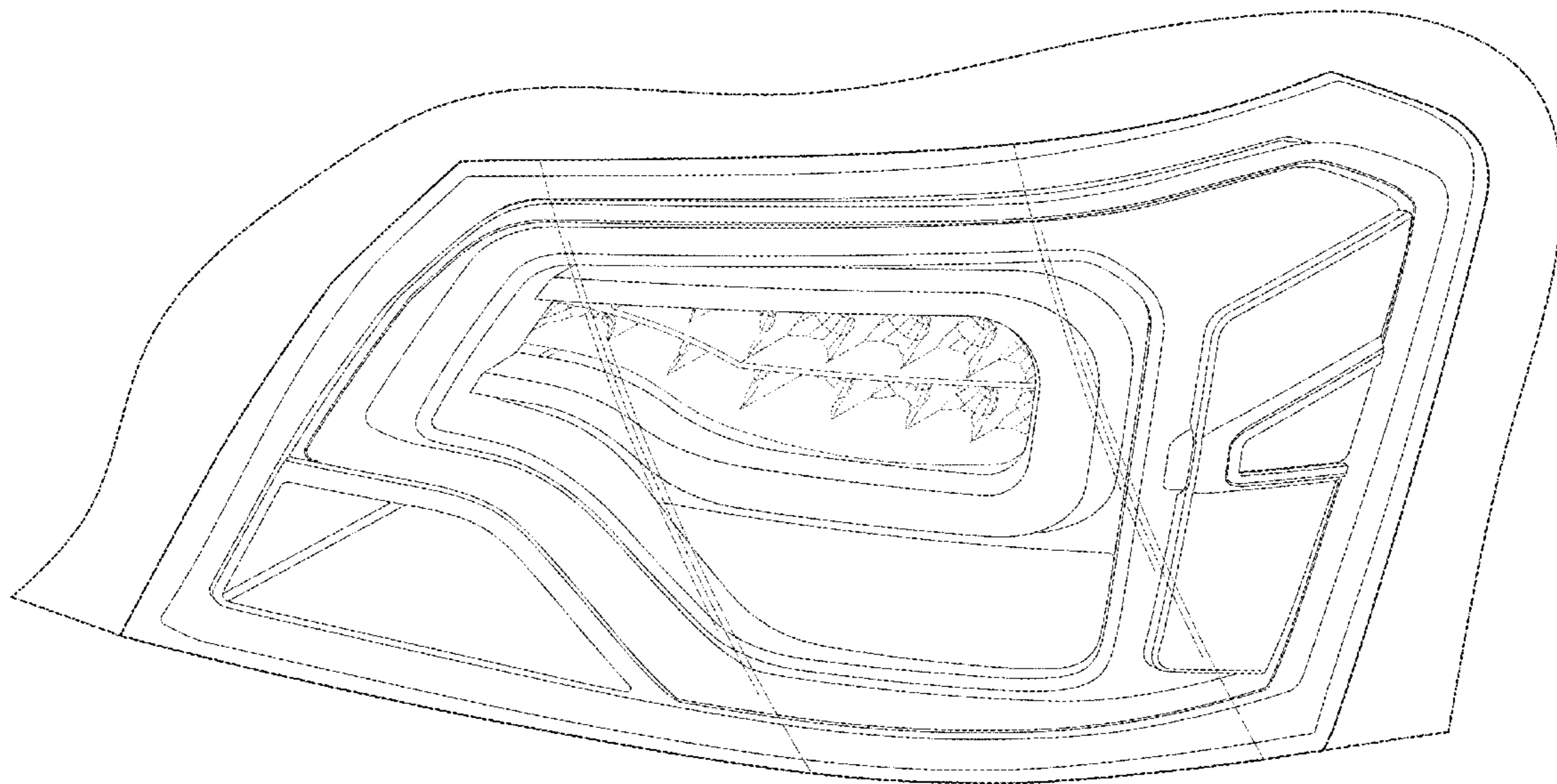
FIG. 1 is a perspective view of a vehicle taillight showing my present design;  
 FIG. 2 is a front view thereof;  
 FIG. 3 is a right view thereof;  
 FIG. 4 is a top plan view thereof;  
 FIG. 5 is a portion of FIG. 1 enlarged for magnification purposes;  
 FIG. 6 is a portion of FIG. 2 enlarged for magnification purposes; and,  
 FIG. 7 is a portion of FIG. 3 enlarged for magnification purposes.  
 The broken lines shown in FIGS. 1-4 illustrate portions of the vehicle taillight which form no part of the claimed design.

**1 Claim, 7 Drawing Sheets**

(56) **References Cited**

**U.S. PATENT DOCUMENTS**

D550,380 S *	9/2007	Lin	.....	D26/28
D562,477 S *	2/2008	Hsu	.....	D26/28
D586,013 S *	2/2009	Hsu	.....	D26/28



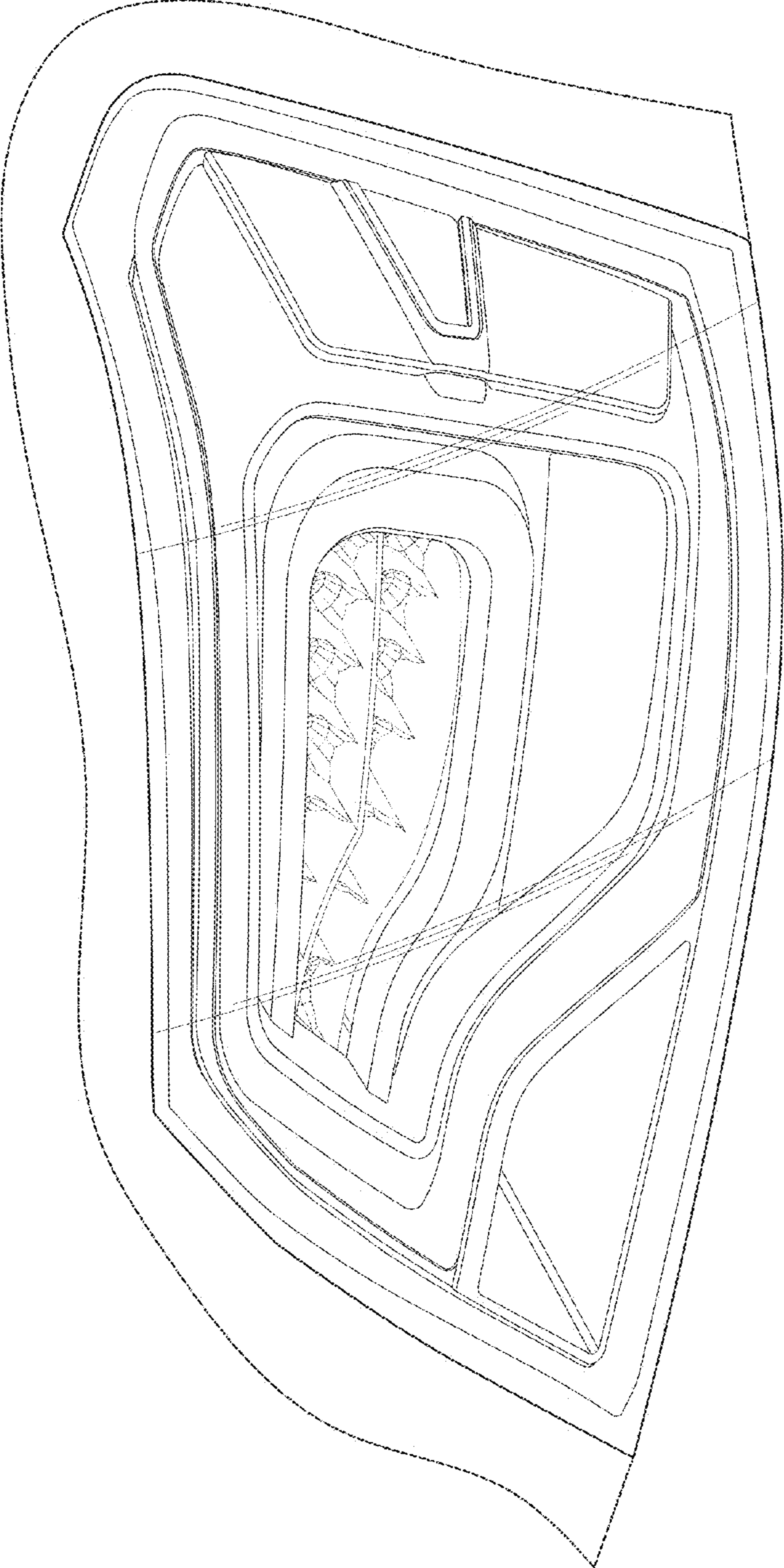


FIG. 1

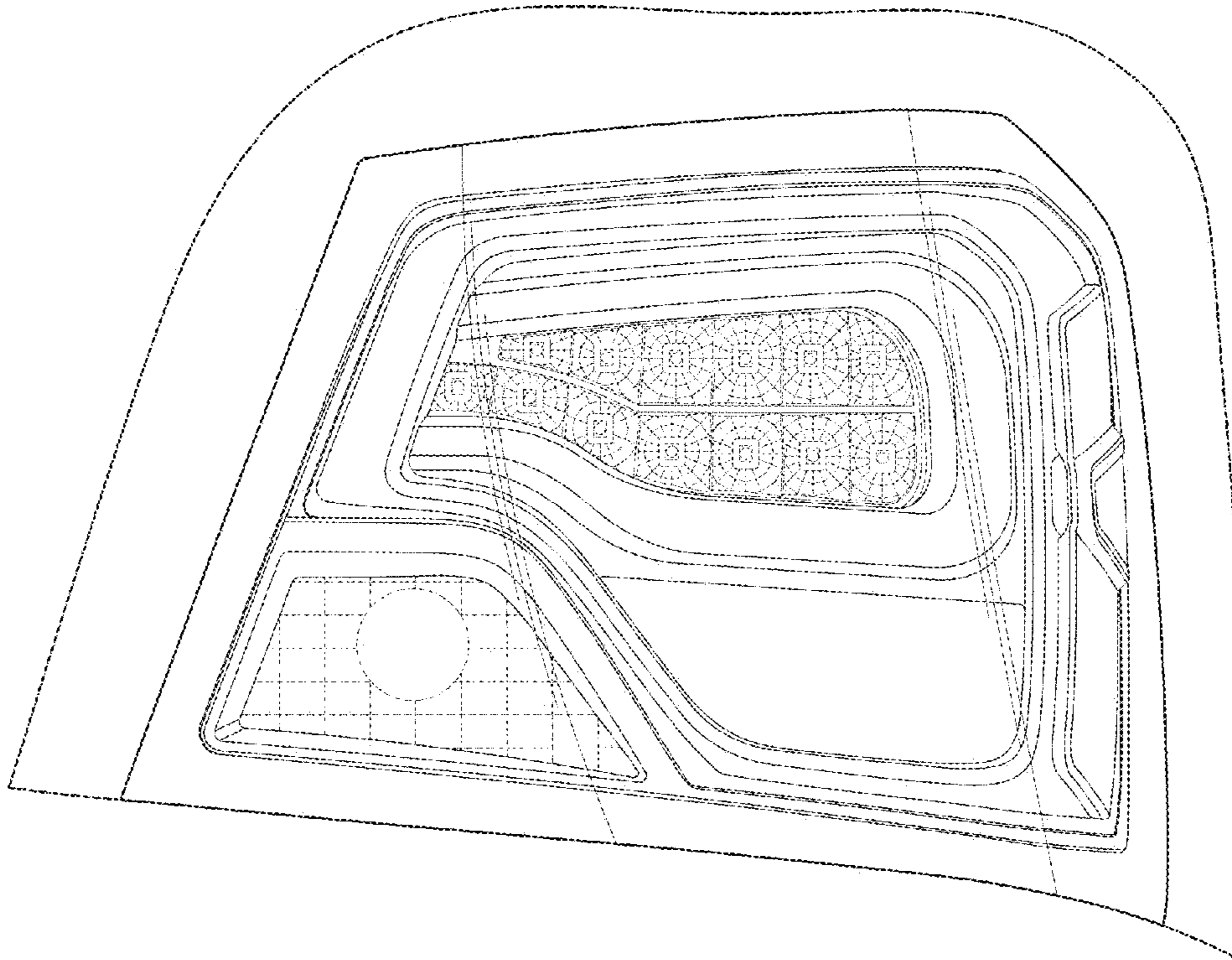


FIG. 2

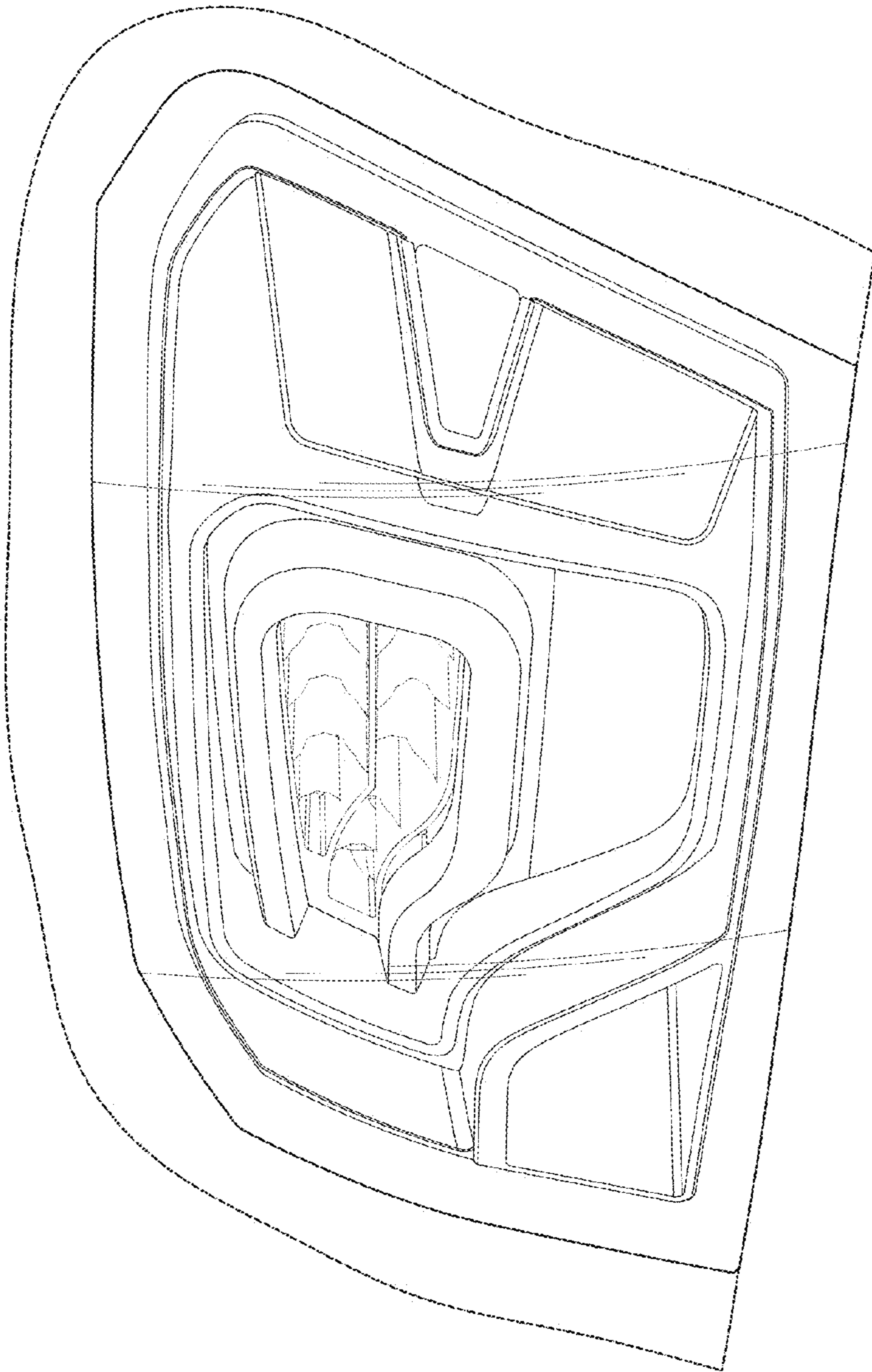


FIG. 3




FIG. 4




FIG. 5

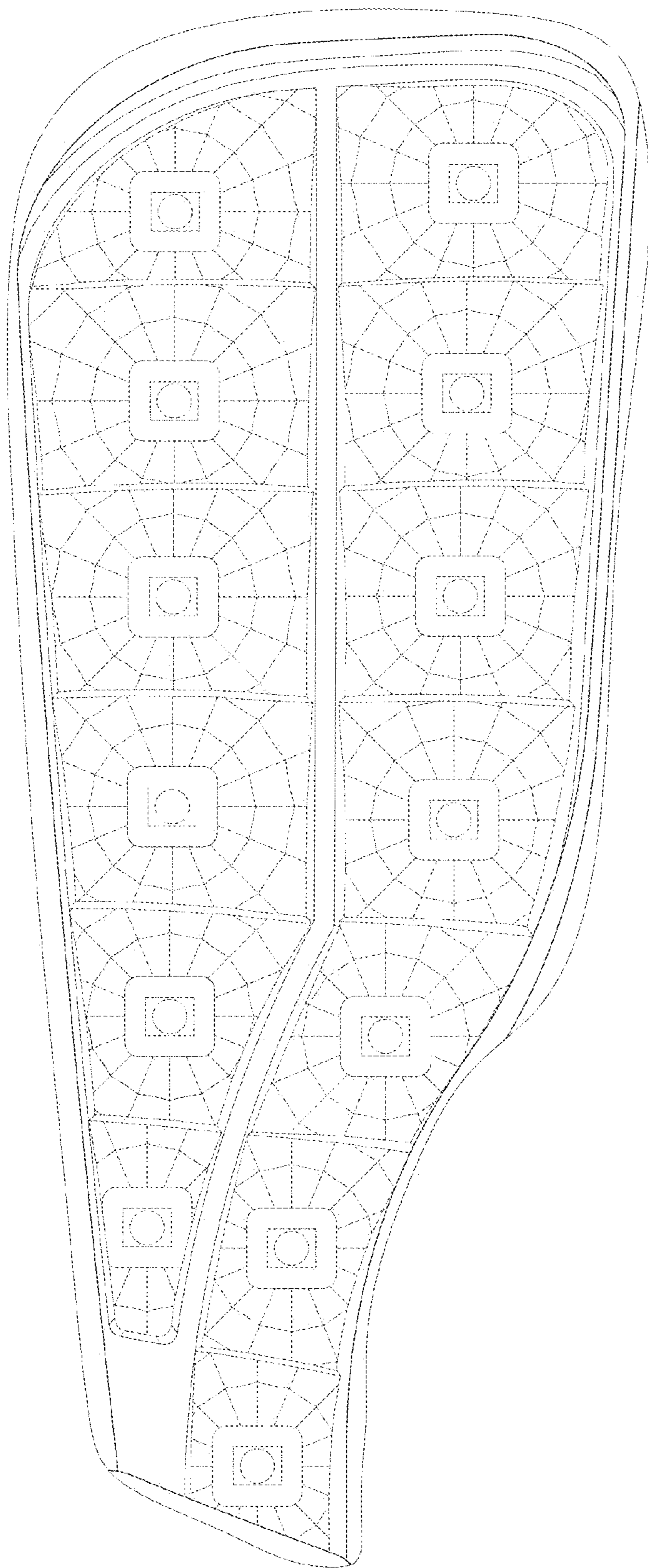


FIG. 6

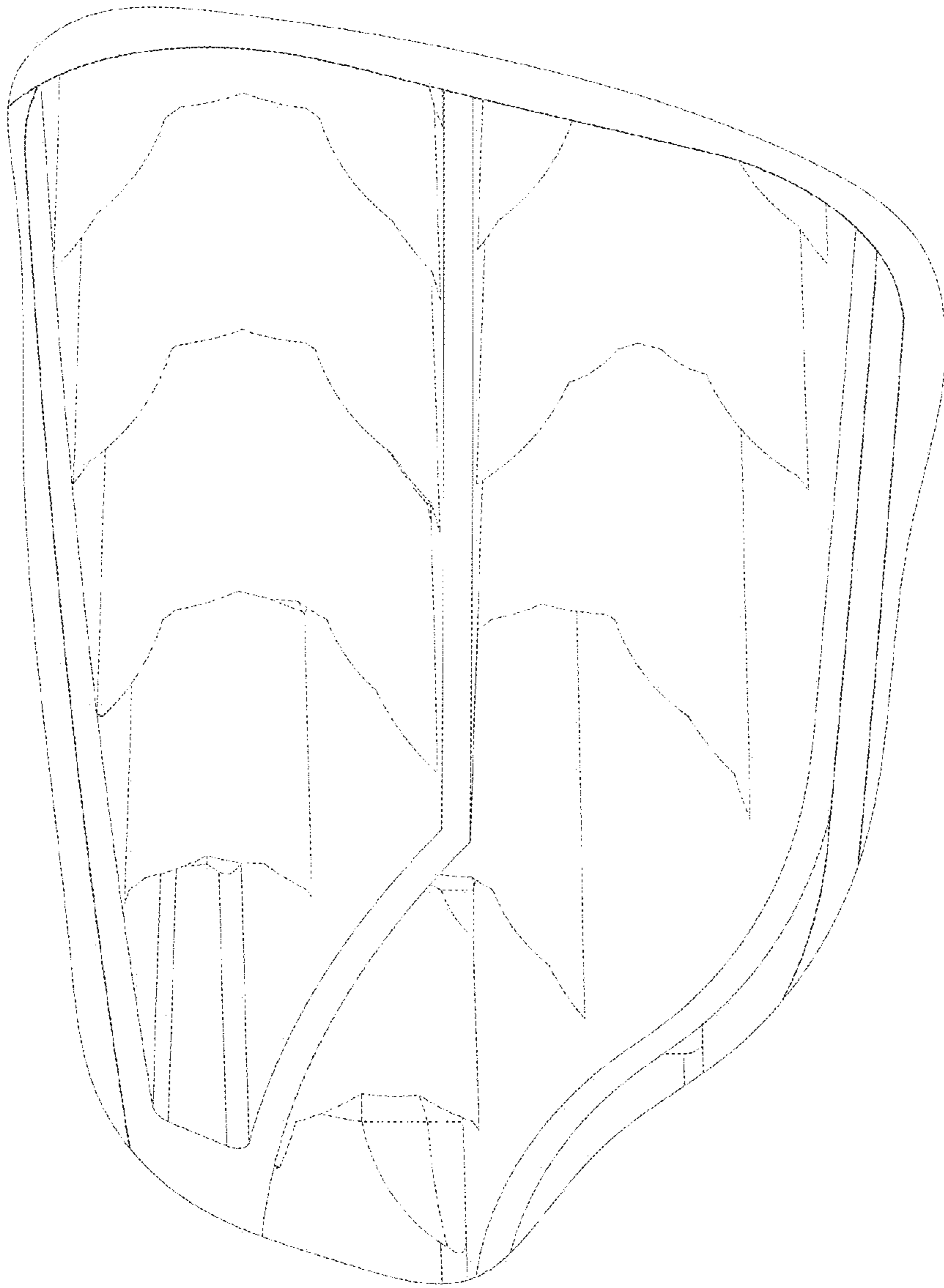


FIG. 7