

US00D760928S

(12) **United States Design Patent**
Bao

(10) **Patent No.:** **US D760,928 S**

(45) **Date of Patent:** **** Jul. 5, 2016**

(54) **WORKING LAMP**

(56) **References Cited**

(71) Applicant: **Yuyao Yuchang Electrical Appliance Co., Ltd., Yuyao (CN)**

U.S. PATENT DOCUMENTS

(72) Inventor: **Yong Bao, Yuyao (CN)**

D649,275 S *	11/2011	Crawford	D26/49
D658,322 S *	4/2012	Wu	D26/37
D676,170 S *	2/2013	Feng	D26/38
D684,283 S *	6/2013	Zhou	D26/49
D721,841 S *	1/2015	Kwon	D26/37
D737,488 S *	8/2015	Chen	D26/42
D749,254 S *	2/2016	Robinson	D26/37
D752,792 S *	3/2016	Grandadam	D26/42

(73) Assignee: **Yuyao Yuchang Electrical Appliance Co., Ltd., Yuyao (CN)**

(**) Term: **14 Years**

* cited by examiner

(21) Appl. No.: **29/523,053**

Primary Examiner — Brian N Vinson

(22) Filed: **Apr. 6, 2015**

(74) *Attorney, Agent, or Firm* — Wang Law Firm, Inc.

(30) **Foreign Application Priority Data**

(57) **CLAIM**

The ornamental design for a working lamp, as shown and described.

Mar. 27, 2015 (CN) 2015 3 0076532

DESCRIPTION

(51) **LOC (10) Cl.** **26-03**

FIG. 1 is a front view showing my new design;

(52) **U.S. Cl.**

FIG. 2 is a left view thereof;

USPC **D26/24; D26/37**

FIG. 3 is a right view thereof;

(58) **Field of Classification Search**

USPC D26/24, 37, 38, 42, 49

FIG. 4 is a bottom view thereof;

CPC F21V 33/00; F21V 14/025; F21V 21/406;

FIG. 5 is a top view thereof;

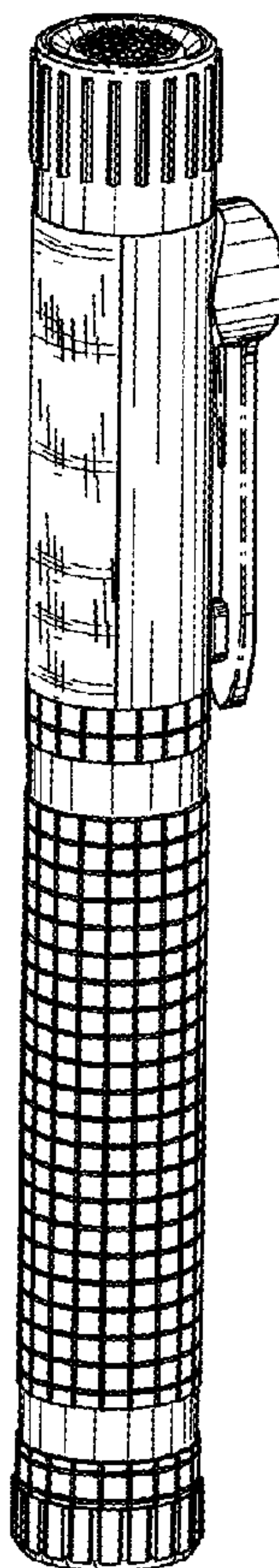
F21L 13/08; F21L 17/00; F21Y 2101/02

FIG. 6 is a rear view thereof; and,

See application file for complete search history.

FIG. 7 is a front perspective view thereof.

1 Claim, 2 Drawing Sheets



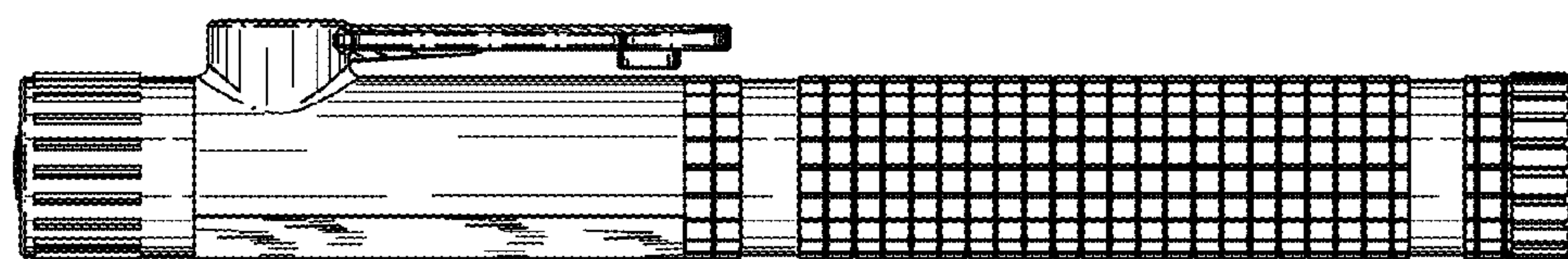


FIG. 3

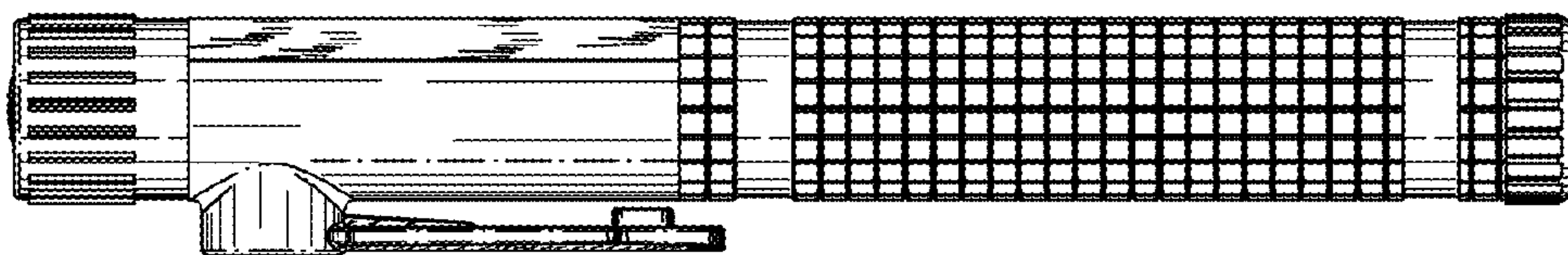


FIG. 2

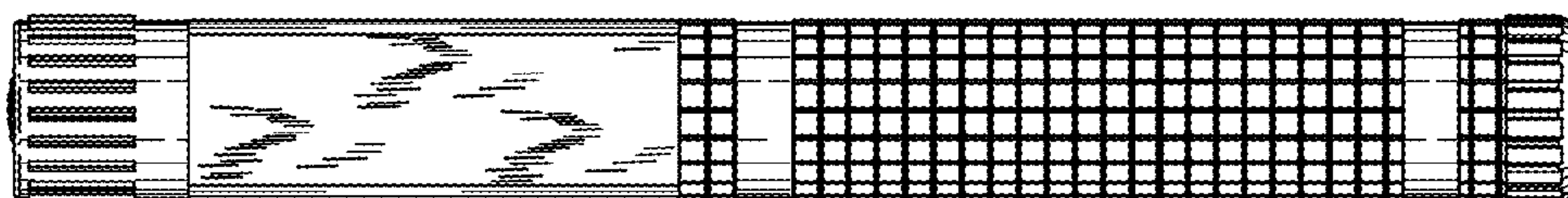


FIG. 1

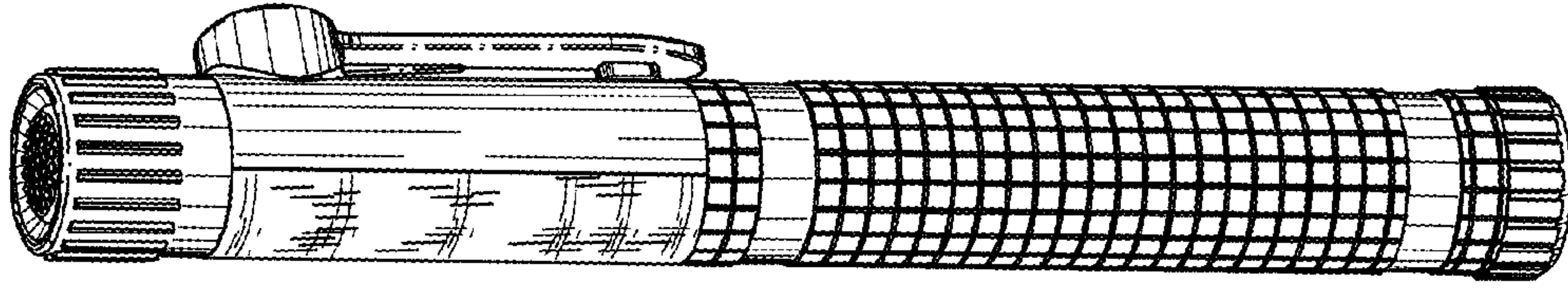


FIG. 7

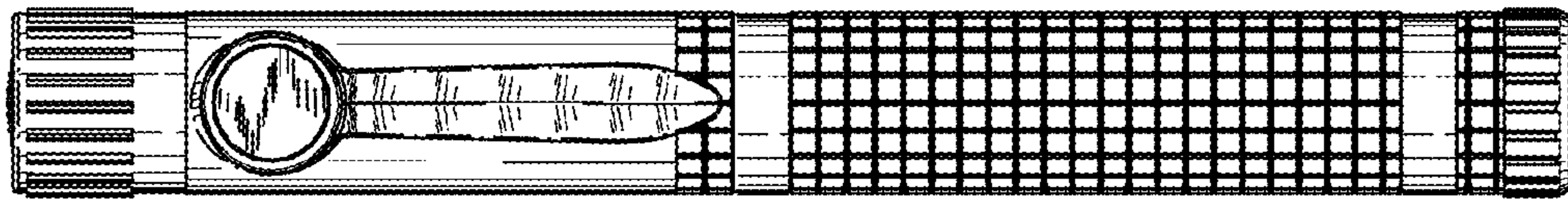


FIG. 6

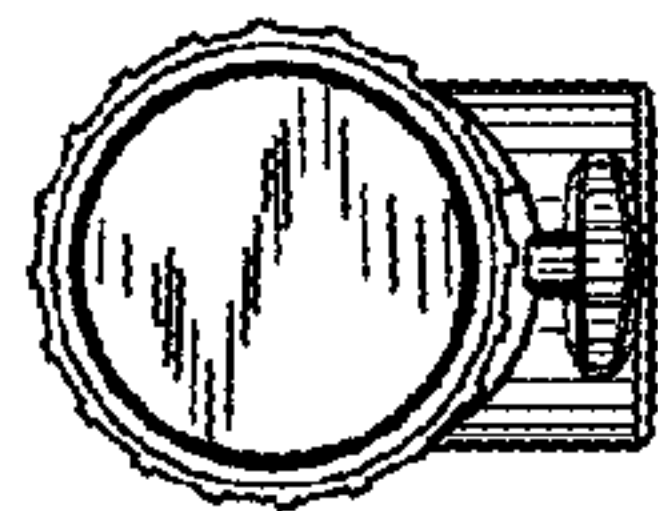


FIG. 4

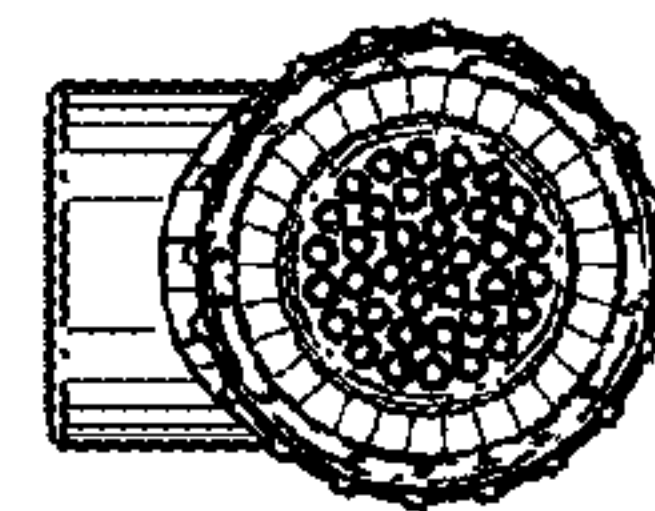


FIG. 5