



US00D760925S

(12) **United States Design Patent**
Rodrigues et al.

(10) **Patent No.:** **US D760,925 S**
(45) **Date of Patent:** **** Jul. 5, 2016**

(54) TRILAMINATE ROOFING SHINGLE	D326,330 S	5/1992	Klein
	D347,900 S	6/1994	Stapleton
(71) Applicant: BUILDING MATERIALS INVESTMENT CORPORATION, Dallas, TX (US)	D350,615 S	9/1994	Klein et al.
	D406,361 S	3/1999	Bondoc et al.
	D452,917 S	1/2002	Bondoc et al.
	6,510,664 B2 *	1/2003	Kupczyk E04D 1/26 52/528
(72) Inventors: Tommy F. Rodrigues, Nutley, NJ (US); Sudhir B. Railkar, Wayne, NJ (US); Emily Videtto, Glen Rock, NJ (US); Leslie D. Franklin, Maplewood, NJ (US)	6,679,020 B2	1/2004	Becker
	6,679,308 B2	1/2004	Becker
	6,715,252 B2 *	4/2004	Stahl E04D 1/20 52/555
	6,933,037 B2	8/2005	McCumber et al.
	7,833,371 B2 *	11/2010	Binkley B29C 65/56 156/308.2
(73) Assignee: BUILDING MATERIALS INVESTMENT CORPORATION, Dallas, TX (US)	D641,502 S	7/2011	Elliott
	D643,133 S	8/2011	Steffes et al.
	D648,038 S	11/2011	Gaudreau
	8,209,938 B2	7/2012	Gaudreau et al.
	D665,103 S	8/2012	Rodrigues et al.

(**) Term: **15 Years**

(21) Appl. No.: **29/543,990**

(22) Filed: **Oct. 29, 2015**

Related U.S. Application Data

(62) Division of application No. 29/481,307, filed on Feb. 4, 2014, now Pat. No. Des. 749,240.

(51) **LOC (10) Cl.** **25-01**

(52) **U.S. Cl.**
USPC **D25/139**

(58) **Field of Classification Search**
USPC D25/55-58, 138-139, 140, 141, 143,
D25/144, 149, 199
CPC E04D 1/00; E04D 1/22; E04D 1/26;
E04D 3/364; E04D 3/365; E04F 13/0864;
B32B 3/00; B32B 37/1284; B32B 38/10;
B29C 65/56

See application file for complete search history.

(56) **References Cited**

U.S. PATENT DOCUMENTS

4,499,702 A 2/1985 Turner
D313,658 S 1/1991 Noone

(Continued)

Primary Examiner — Eric Goodman

Assistant Examiner — Amy Wierenga

(74) *Attorney, Agent, or Firm* — Baker & McKenzie LLP

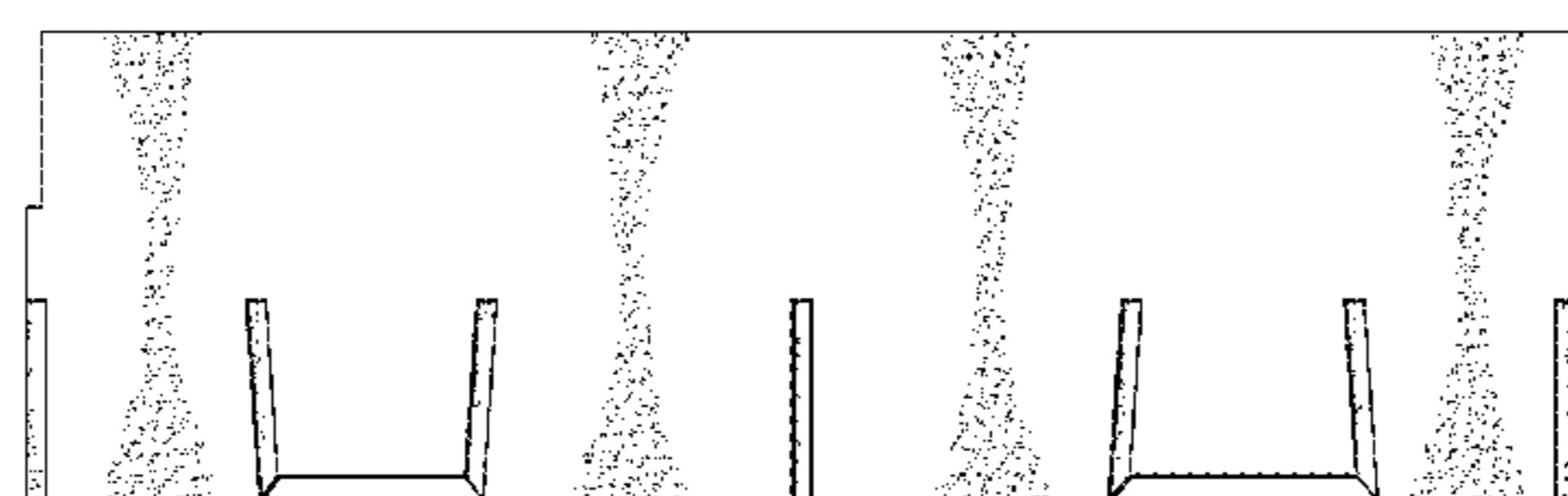
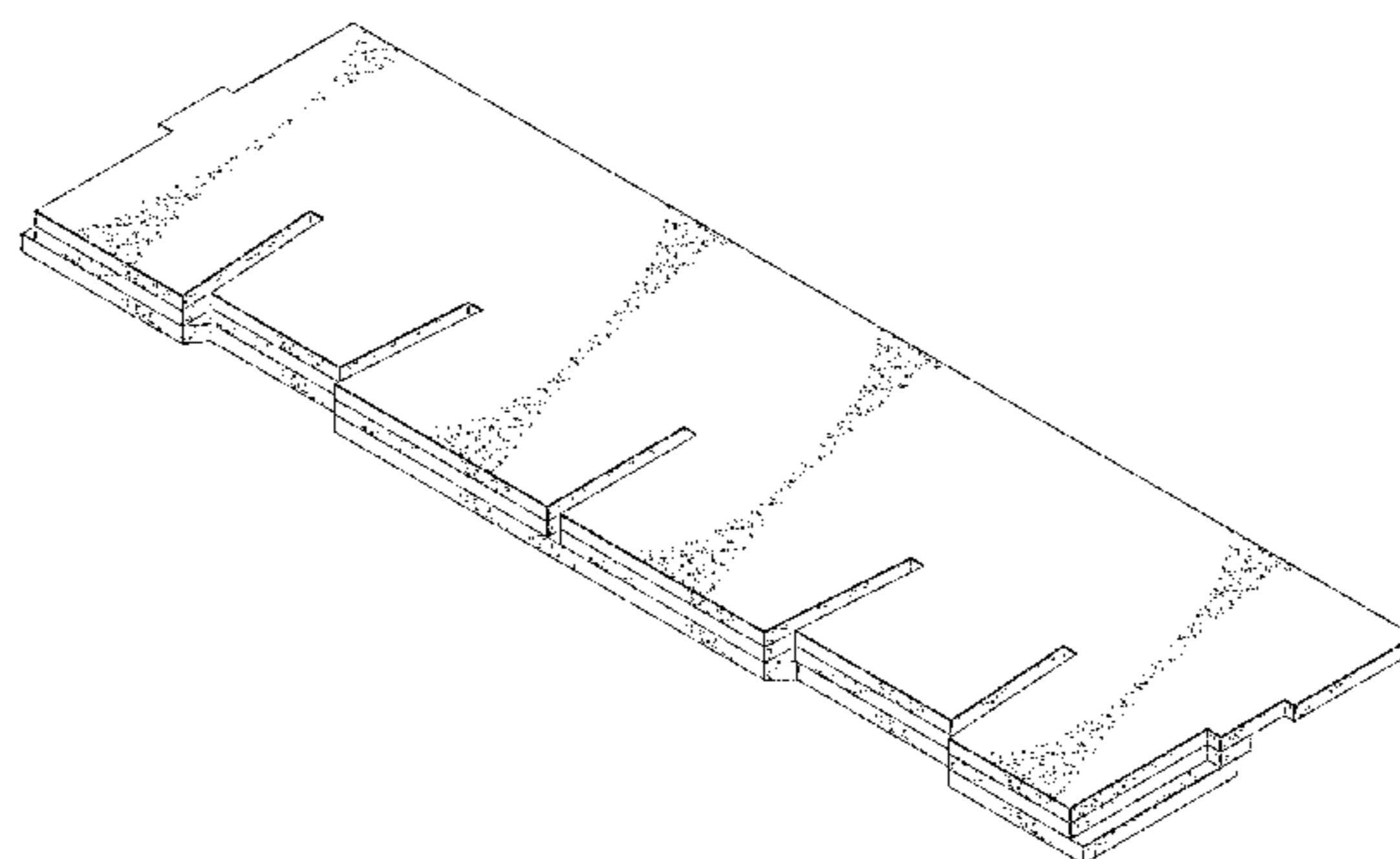
(57) **CLAIM**

The ornamental design for a trilaminate roofing shingle, substantially as shown and described.

DESCRIPTION

FIG. 1 illustrates a perspective view of a trilaminate roofing shingle;
FIG. 2 illustrates a top view of the shingle shown in FIG. 1;
FIG. 3 illustrates a front view of the shingle shown in FIG. 1;
FIG. 4 illustrates a back view of the shingle shown in FIG. 1;
FIG. 5 illustrates a first side view of the shingle shown in FIG. 1;
FIG. 6 illustrates a second side view of the shingle shown in FIG. 1; and,
FIG. 7 illustrates a bottom view of the shingle shown in FIG. 1.

1 Claim, 3 Drawing Sheets



(56)

References Cited

U.S. PATENT DOCUMENTS

D666,745 S	9/2012	Rodrigues et al.	D747,501 S *	1/2016	Leitch	D25/143
D669,602 S	10/2012	Jenkins	9,242,432 B1 *	1/2016	Harrington, Jr.	B32B 11/00
D670,007 S	10/2012	Jenkins	D749,240 S *	2/2016	Rodrigues	D25/139
8,438,812 B2	5/2013	King et al.	D750,810 S *	3/2016	Buzza	D25/139
D695,925 S *	12/2013	Ray	9,290,945 B2 *	3/2016	Beerer	E04D 1/28
8,726,591 B1	5/2014	Steffes et al.	2004/0079042 A1	4/2004	Elliott	
8,776,471 B2	7/2014	Jenkins et al.	2004/0083674 A1	5/2004	Kalkanoglu et al.	
8,789,332 B1	7/2014	Halliley et al.	2009/0229210 A1	9/2009	Binkley et al.	
8,793,955 B2	8/2014	Ray et al.	2010/0251650 A1	10/2010	Davidson	
8,795,813 B2	8/2014	Olvey	2015/0259920 A1 *	9/2015	Hassan	E04D 1/16 428/148
9,021,760 B2	5/2015	Kiik et al.	2015/0315789 A1 *	11/2015	Buzza	E04D 1/20 52/526
9,187,903 B1 *	11/2015	Buzza	2015/0315790 A1 *	11/2015	Buzza	E04D 1/28 52/559

* cited by examiner

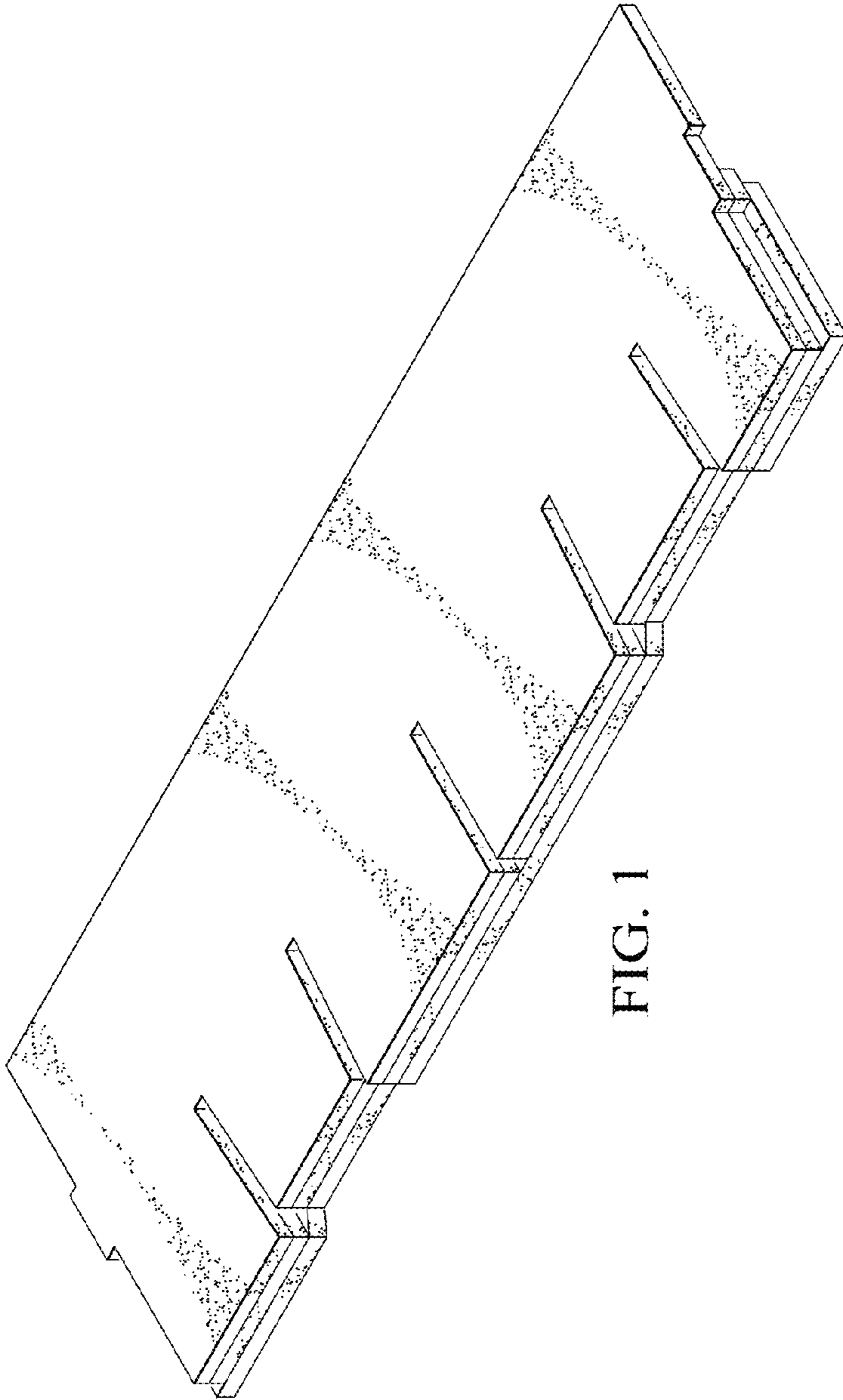


FIG. 1

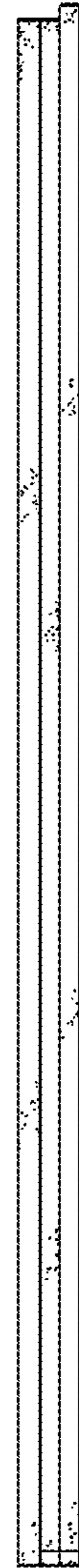


FIG. 2




FIG. 3




FIG. 4



FIG. 5



FIG. 6



FIG. 7