



US00D760920S

(12) **United States Design Patent**
Bilge

(10) **Patent No.:** **US D760,920 S**
(45) **Date of Patent:** **** Jul. 5, 2016**

(54) **WALL PANEL**

(71) Applicant: **Henry H. Bilge**, Fort Lee, NJ (US)

(72) Inventor: **Henry H. Bilge**, Fort Lee, NJ (US)

(**) Term: **14 Years**

(21) Appl. No.: **29/520,345**

(22) Filed: **Mar. 13, 2015**

(51) **LOC (10) Cl.** **25-01**

(52) **U.S. Cl.**
USPC **D25/138**

(58) **Field of Classification Search**
USPC D25/112, 113, 115, 117, 119, 138, 158,
D25/58, 60, 136, 142-143, 153, 159, 163;
D9/636, 745; 59/272
CPC E04B 1/00; E04B 2/00; E04B 2/72;
E04B 9/008; E04B 9/00; E04F 13/007
See application file for complete search history.

D474,958 S *	5/2003	Perdue	D8/349
D552,766 S *	10/2007	Kaump	D25/163
D578,668 S *	10/2008	Delmestri	D25/158
D578,669 S *	10/2008	Kaump	D25/163
D579,128 S *	10/2008	Kaump	D25/163
D582,574 S *	12/2008	Mackenzie	D25/138
D608,473 S *	1/2010	Larson	D25/138
D677,404 S *	3/2013	Griffiths	D25/119
D679,031 S *	3/2013	Amend	D25/138
D679,838 S *	4/2013	Amend	D25/138
D723,718 S *	3/2015	Gray	D25/138
D729,951 S *	5/2015	Narbonne	D25/138
D739,962 S *	9/2015	Zuo	D25/163
D739,964 S *	9/2015	Zuo	D25/163
D746,486 S *	12/2015	Bilge	D25/125
D746,487 S *	12/2015	Bilge	D25/125
D747,005 S *	1/2016	Bilge	D25/125
D748,824 S *	2/2016	Persons, Jr.	D25/126

* cited by examiner

Primary Examiner — Rosemary K Tarcza

Assistant Examiner — James Thorn, Sr.

(74) *Attorney, Agent, or Firm* — Richard M. Goldberg

(56) **References Cited**

U.S. PATENT DOCUMENTS

D244,545 S *	5/1977	Tellman	D25/163
D244,548 S *	5/1977	Tellman	D25/150
D244,549 S *	5/1977	Tellman	D25/150
D272,093 S *	1/1984	Fish	D24/202
D273,136 S *	3/1984	Varela	D25/160
D273,137 S *	3/1984	Varela	D25/157
D337,834 S *	7/1993	Kearns	D25/138
D339,706 S *	9/1993	Marostica	D6/407
D340,536 S *	10/1993	Adolfsson	D25/138
D415,580 S *	10/1999	Keating	D25/138
D430,069 S *	8/2000	Collie, Jr.	D12/106
D440,327 S *	4/2001	Keating	D25/138
D451,214 S *	11/2001	Gollob	D25/156
D453,577 S *	2/2002	Ohanesian	D25/163
D453,847 S *	2/2002	Ohanesian	D25/163

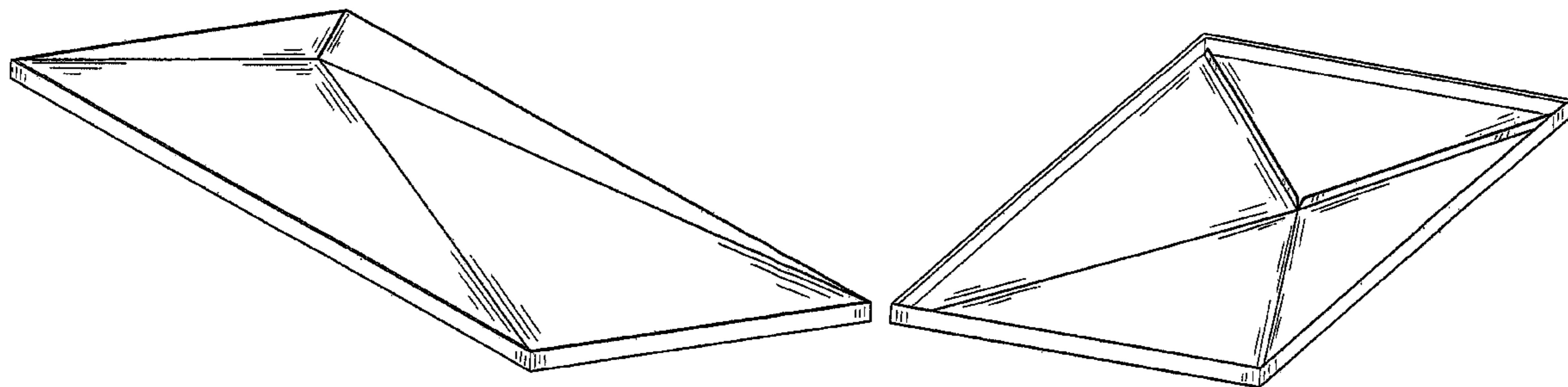
(57) **CLAIM**

The ornamental design for a wall panel, as shown and described.

DESCRIPTION

FIG. 1 is a top perspective view of the wall panel;
FIG. 2 is a bottom perspective view thereof;
FIG. 3 is a top plan view thereof;
FIG. 4 is a left side elevational view thereof, with the right side elevational view being a mirror image;
FIG. 5 is a front elevational view thereof, with the rear elevational view being a mirror image; and,
FIG. 6 is a bottom plan view thereof.

1 Claim, 4 Drawing Sheets



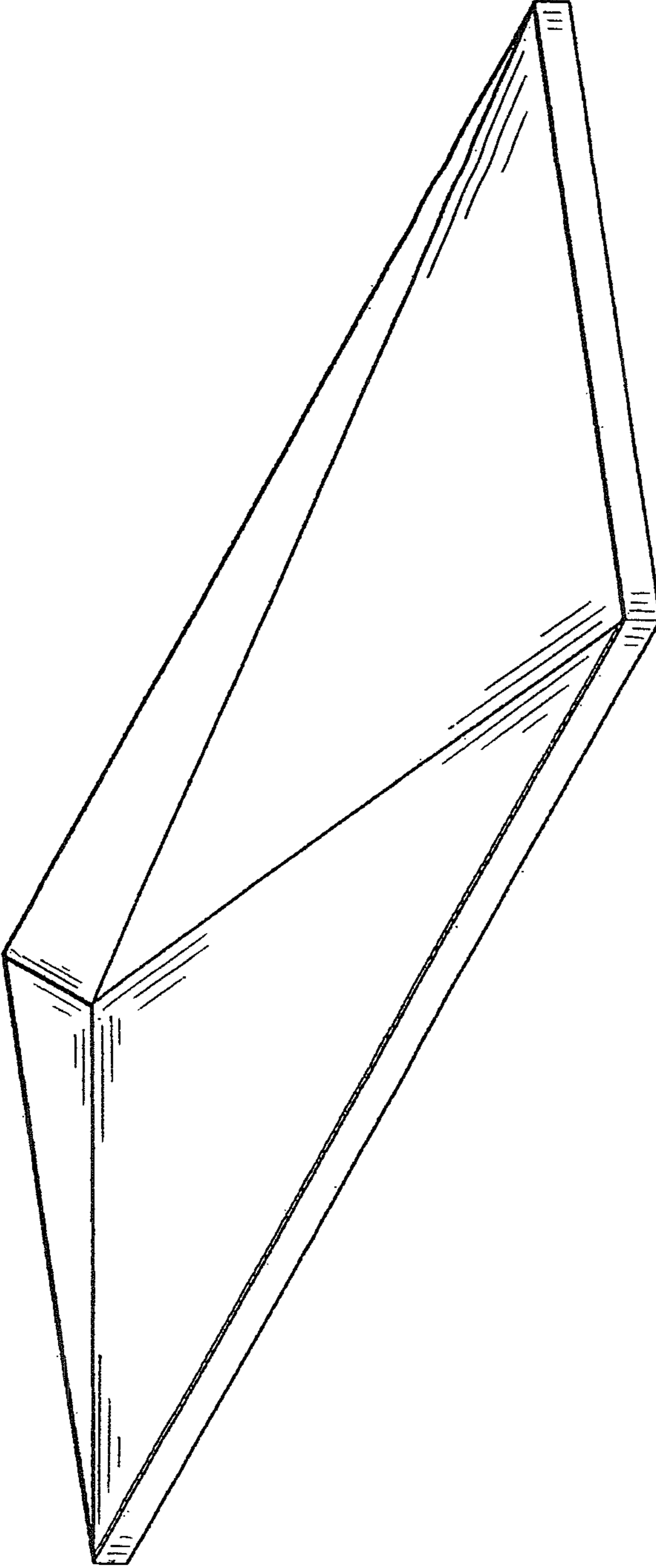


FIG. 1

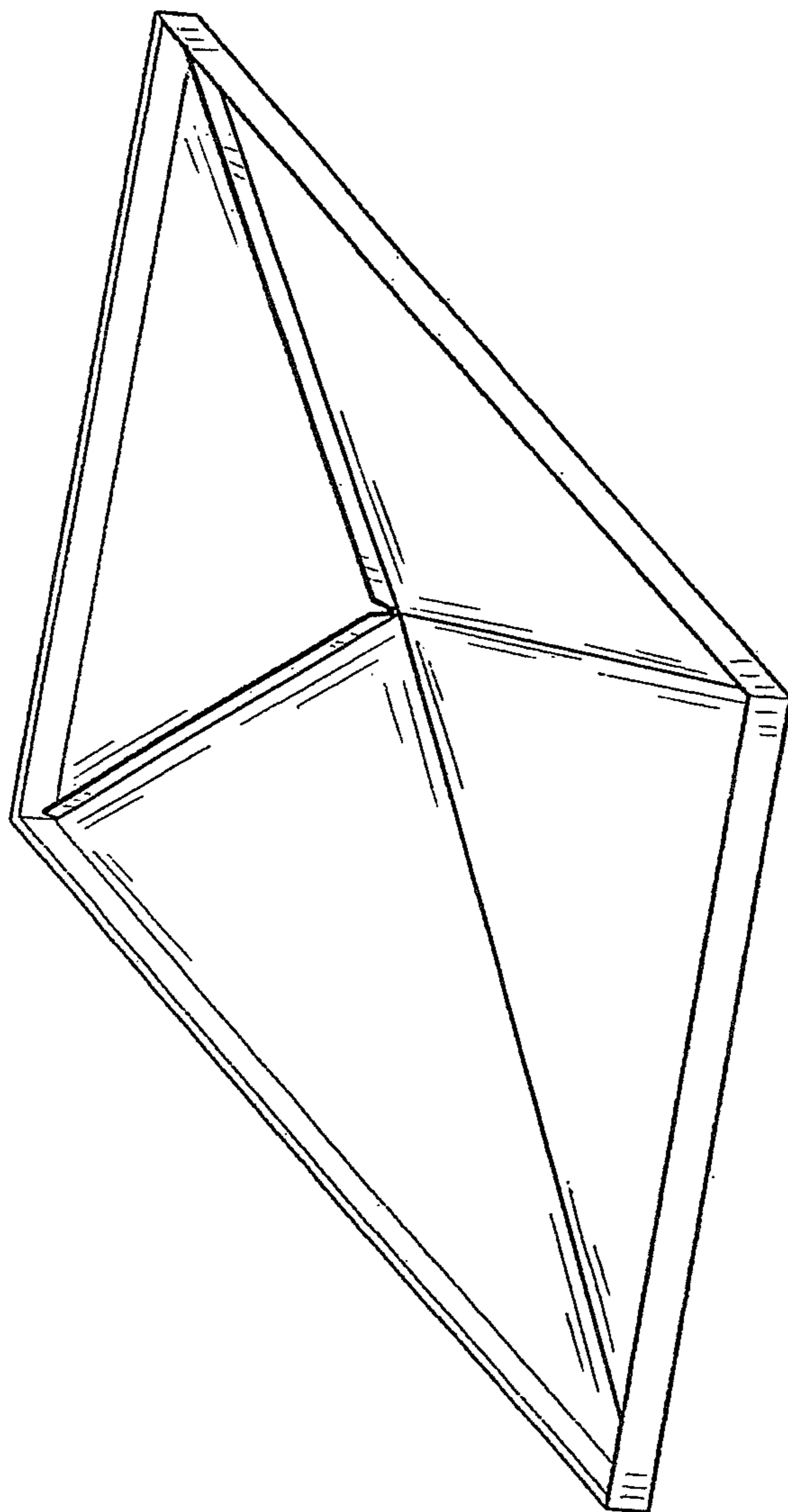


FIG. 2



FIG. 5

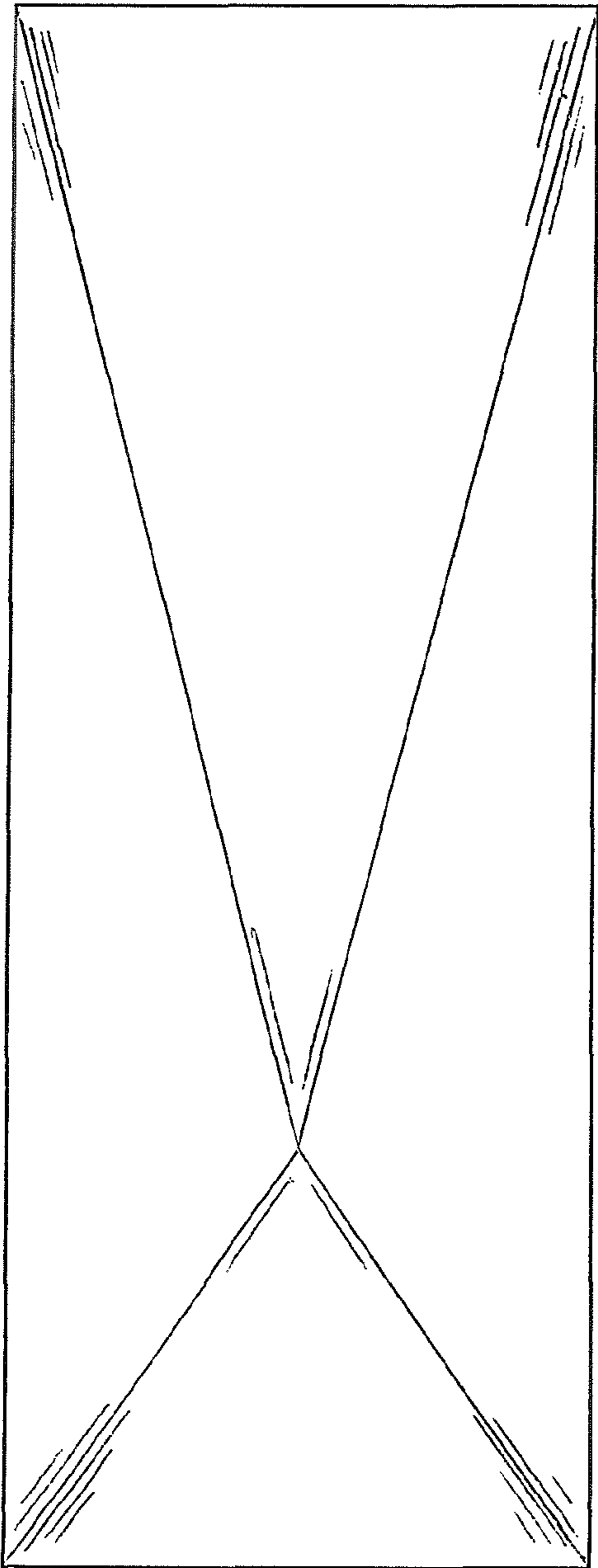


FIG. 3



FIG. 4

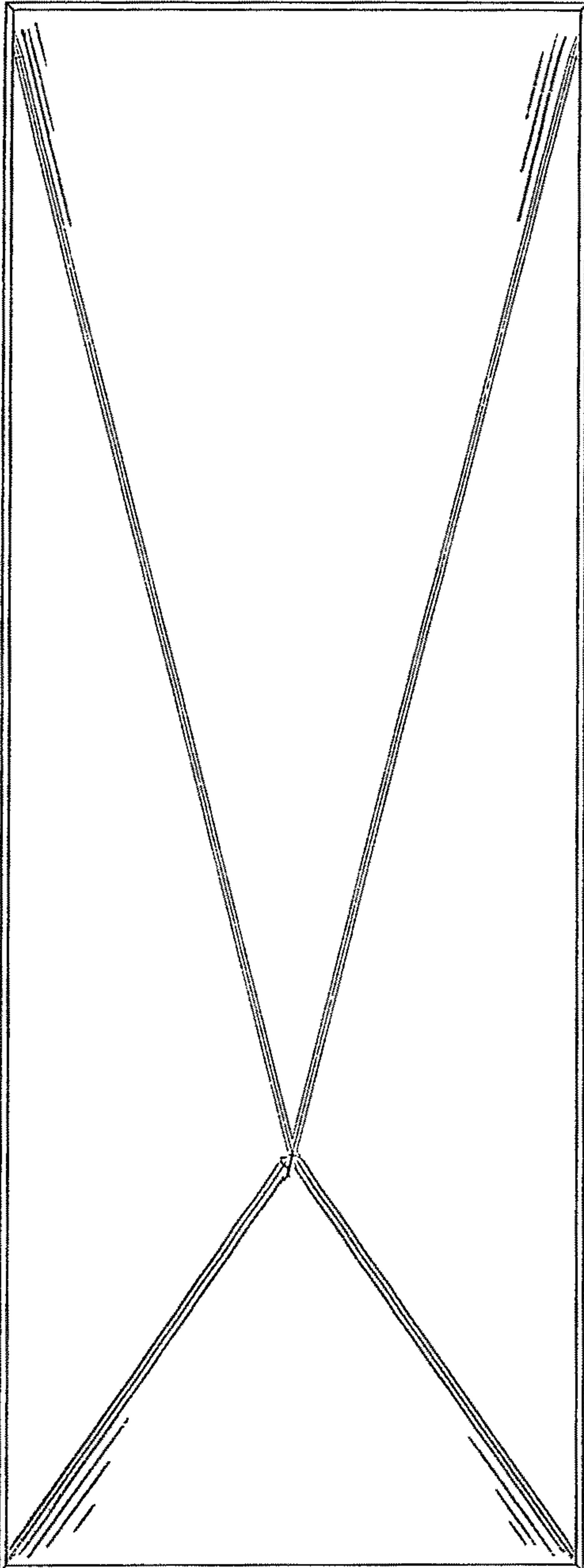


FIG. 6